



पंडित रविशंकर शुक्ल विश्वविद्यालय, रायपुर छत्तीसगढ़ भारत
Pt. Ravishankar Shukla University, Raipur Chhattisgarh, India
Estd-1964 – recognized by UGC U/s 2(f) and 12 (B)
NAAC “A” Grade

CRITERION-II

EVIDENCE(S), AS PER SOP

METRIC No. 1.4.1	Structured feedback for design and review of syllabus – semester wise/ is received from A. Students B. Teachers C. Employers D. Alumni
METRIC No. 1.4.2	Feedback processes of the institution may be classified as follows A. Feedback collected, analysed, action taken and feedback hosted on the institutional website B. Feedback collected, analysed and action has been taken C. Feedback collected and analysed D. Feedback collected E. Feedback not collected
<ul style="list-style-type: none">• Stakeholder feedback analysis report• Action taken report of the Institution on feedback report	

Online Students Satisfaction Survey (2021-22) Summary

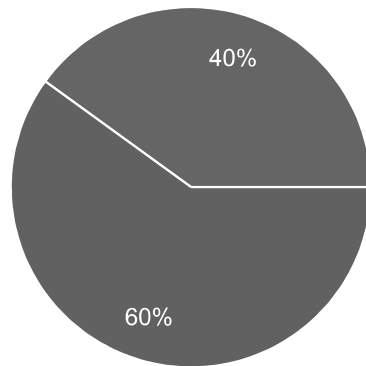
5 responses

[Publish analytics](#)

Depth of the course content including project work, if any

[Copy](#)

5 responses

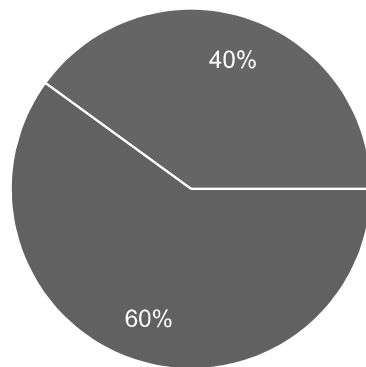


- Very good
- Good
- Satisfactory
- Unsatisfactory

Extent of coverage of course

[Copy](#)

5 responses



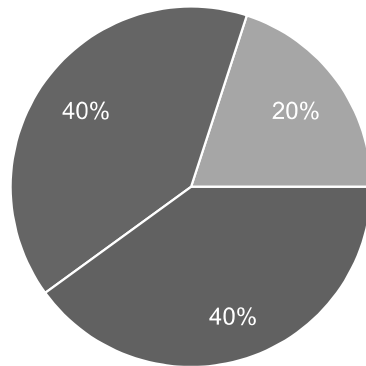
- Very good
- Good
- Satisfactory
- Unsatisfactory



Applicability / relevance to real life situations

 Copy

5 responses

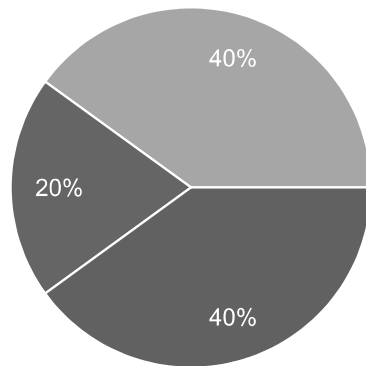


- Very good
- Good
- Satisfactory
- Unsatisfactory

Learning value (in terms of knowledge, concepts, manual skills, analytical abilities and broadening perspectives)

 Copy

5 responses

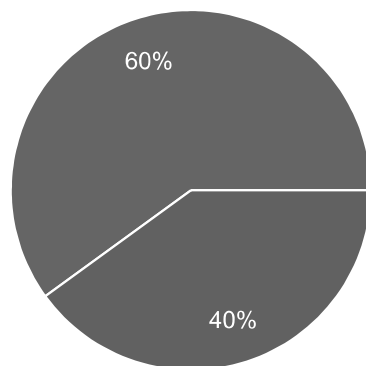


- Very good
- Good
- Satisfactory
- Unsatisfactory

Clarity and relevance of textual reading material

 Copy

5 responses



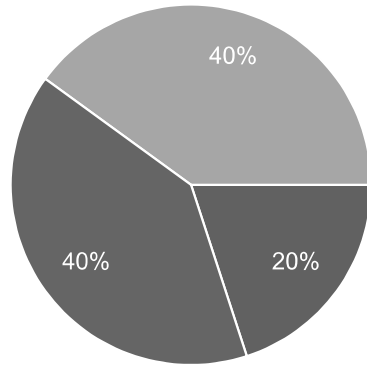
- Very good
- Good
- Satisfactory
- Unsatisfactory



Relevance of additional source material (Library)

Copy

5 responses

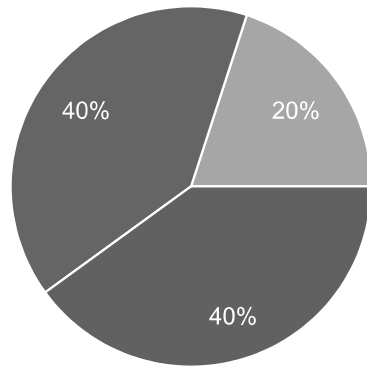


- Very good
- Good
- Satisfactory
- Unsatisfactory

Extent of effort required by students

Copy

5 responses

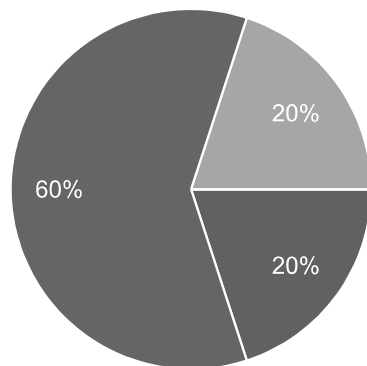


- Very good
- Good
- Satisfactory
- Unsatisfactory


Provision of sufficient time for feedback

Copy

5 responses



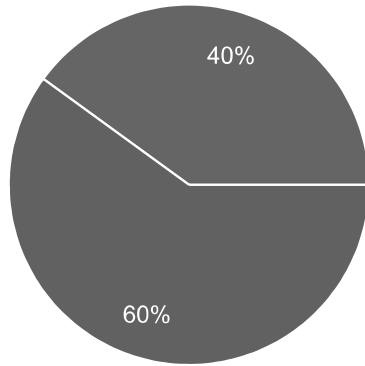
- Very good
- Good
- Satisfactory
- Unsatisfactory



Overall rating

 Copy

5 responses

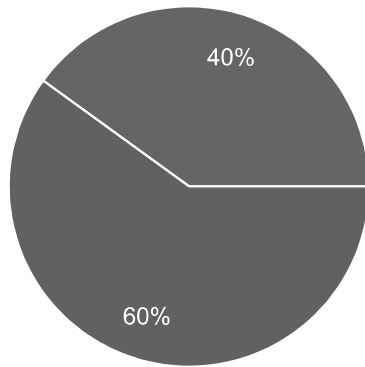


- Very good
- Good
- Satisfactory
- Unsatisfactory

Overall rating

 Copy


5 responses



- Very good
- Good
- Satisfactory
- Unsatisfactory

This content is neither created nor endorsed by Google. [Report Abuse](#) - [Terms of Service](#) - [Privacy Policy](#).

Google Forms



**School of Studies in Anthropology
Pt. Ravishankar Shukla University, Raipur**

Feedback Report Session 2021-2022 (M.Sc. II Semester)03.09.22

Faculty A

Que.	V.G	Good	Sat	Unsat	Total
1	21	0	3	0	24
2	19	3	2	0	24
3	17	6	1	0	24
4	17	5	1	0	23
5	20	3	1	0	24
6	20	3	1	0	24
7	20	3	1	0	24
8	22	1	1	0	24
9	21	2	1	0	24
Total	177	26	12	0	215
% Response	82.33	12.09	5.58	0	100

Faculty B

Que.	V.G	Good	Sat	Unsat	Total
1	21	1	1	0	23
2	18	4	1	0	23
3	17	5	1	0	23
4	18	4	1	0	23
5	18	4	1	0	23
6	18	4	1	0	23
7	16	5	2	0	23
8	19	3	1	0	23
9	20	2	1	0	23
Total	165	32	10	0	207
% Response	79.71	15.45	4.84	0	100

Faculty C

Que.	V.G	Good	Sat	Unsat	Total
1	18	5	1	0	24
2	21	2	1	0	24
3	19	3	1	1	24
4	17	5	2	0	24
5	19	3	1	0	23
6	20	3	1	0	24
7	20	3	1	0	24
8	18	5	1	0	24
9	21	2	1	0	24
Total	173	31	10	0	214
% Response	80.6	14.38	4.57	0.46	100

Faculty D

Que.	V.G	Good	Sat	Unsat	Total
1	18	4	1	0	23
2	11	10	2	0	23
3	15	7	1	0	23
4	9	13	1	0	23
5	14	8	1	0	23
6	12	10	1	0	23
7	16	5	1	1	23
8	15	6	1	1	23
9	17	5	1	0	23
Total	127	68	10	2	207
% Response	61.35	32.85	4.83	0.97	100

Faculty E

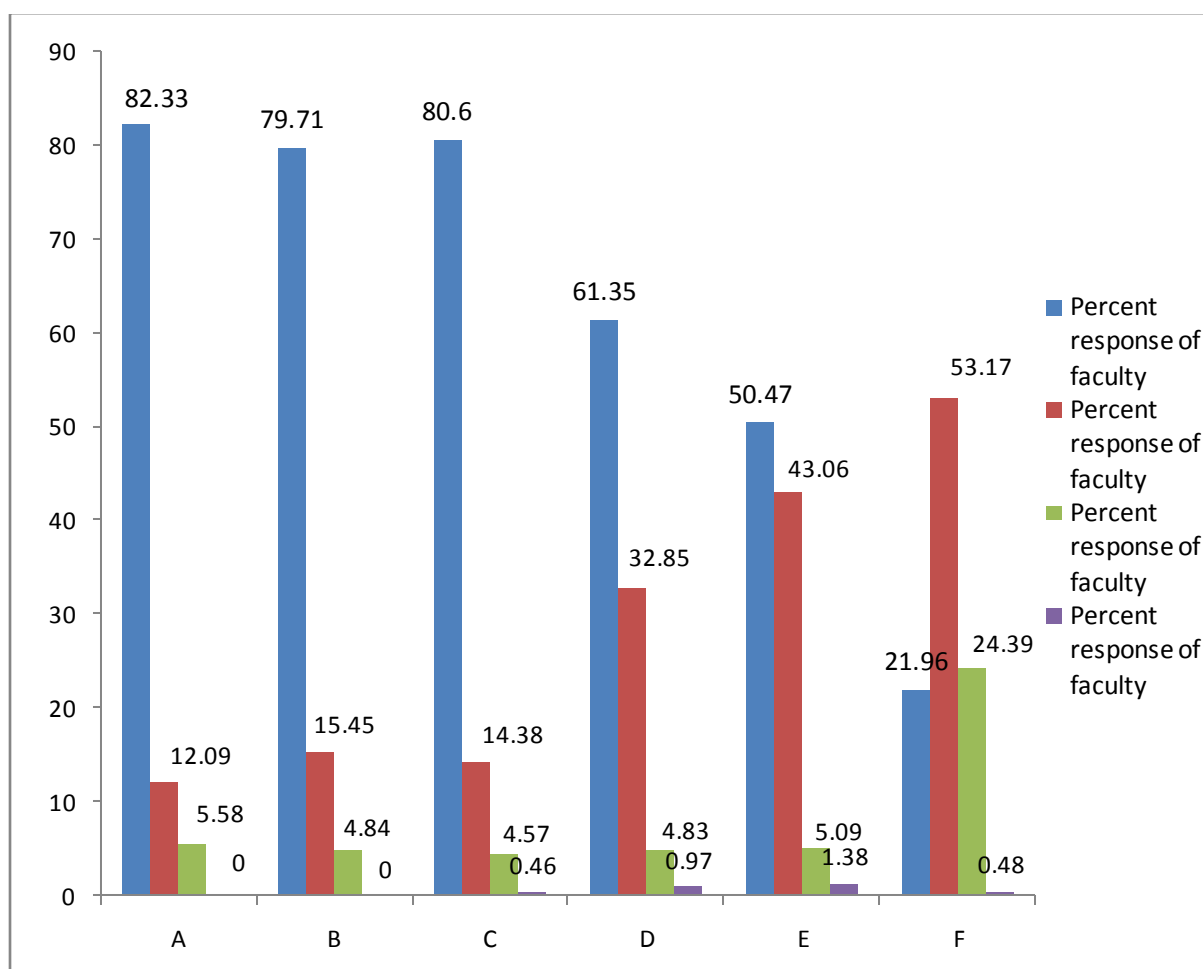
Que.	V.G	Good	Sat	Unsat	Total
1	15	8	1	0	24
2	6	17	1	0	24
3	13	10	1	0	24
4	10	13	1	0	24
5	13	9	1	1	24
6	8	14	1	1	24
7	14	8	2	0	24
8	13	9	2	0	24
9	17	5	1	1	24
Total	109	93	11	3	216
% Response	50.47	43.06	5.09	1.38	100

Faculty F

Que.	V.G	Good	Sat	Unsat	Total
1	2	15	6	0	23
2	4	14	5	0	23
3	3	12	6	1	22
4	6	11	6	0	23
5	6	11	6		23
6	3	13	6	0	22
7	7	11	5	0	23
8	7	11	5	0	23
9	7	11	5	0	23
Total	45	109	50	1	205
% Response	21.96	53.17	24.39	0.48	100

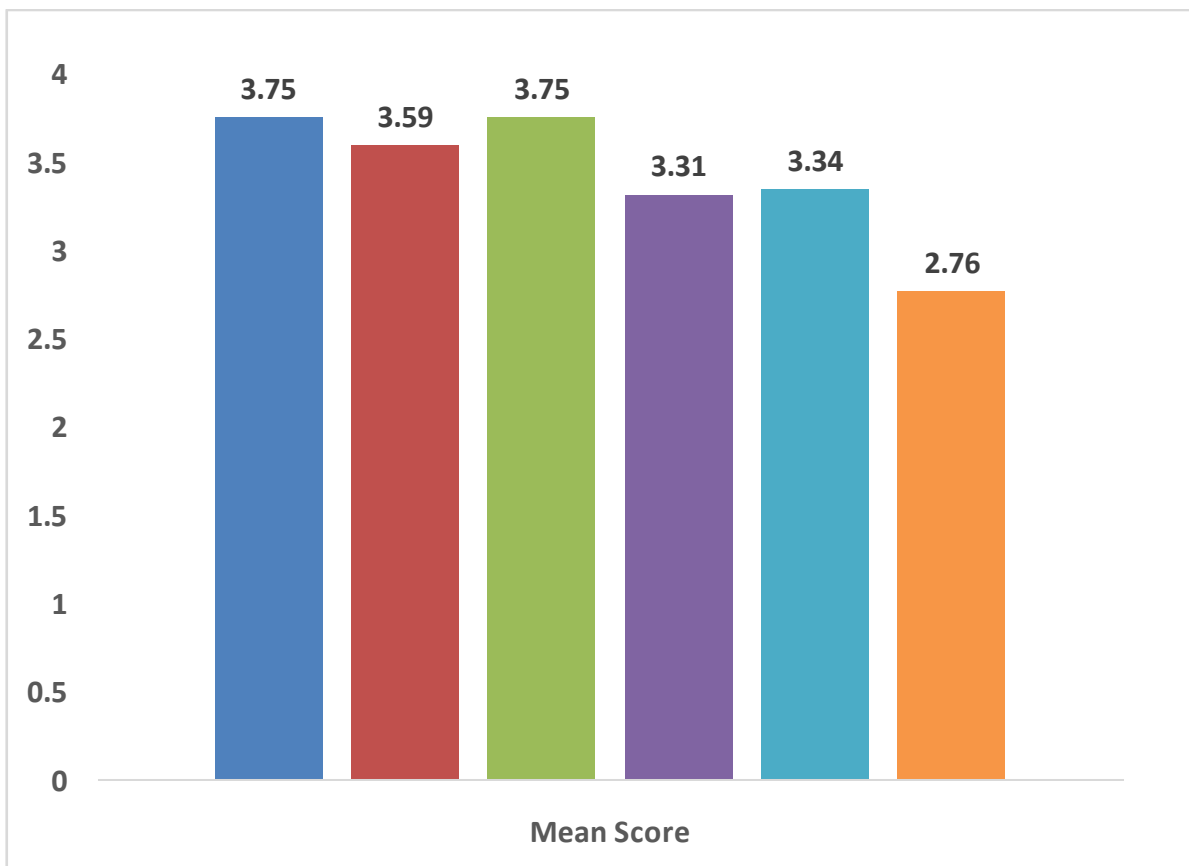
**School of Studies in Anthropology
Pt. Ravishankar Shukla University, Raipur
Feedback Report Session 2021-2022**

Percent response of faculty				
Faculty	V.G	Good	Sat	Unsat
A	82.33	12.09	5.58	0
B	79.71	15.45	4.84	0
C	80.6	14.38	4.57	0.46
D	61.35	32.85	4.83	0.97
E	50.47	43.06	5.09	1.38
F	21.96	53.17	24.39	0.48

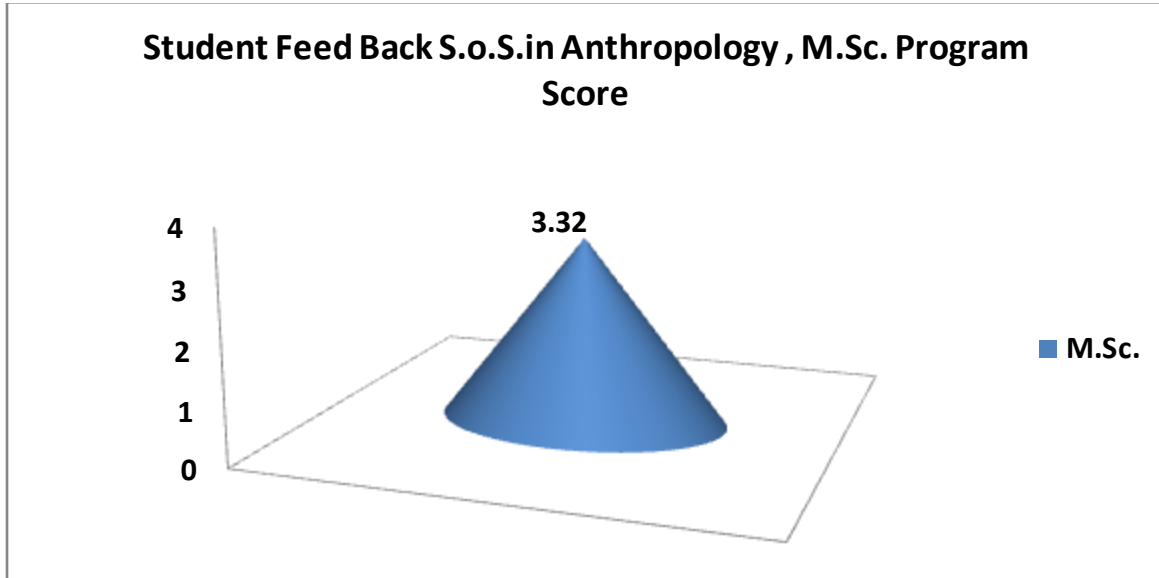


Faculty Overall Score 2021-2022(M.Sc. II Sem.)

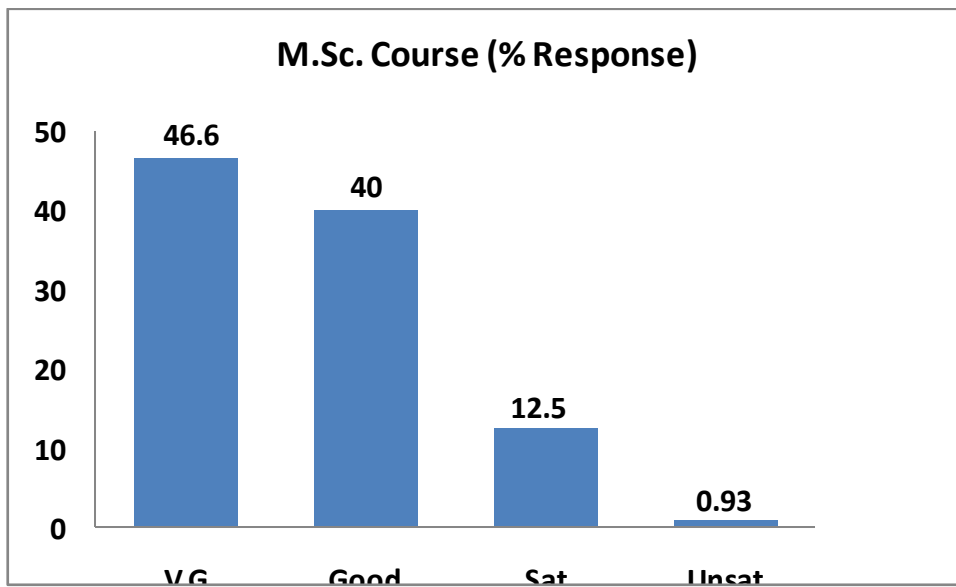
Faculty	Mean Score
A	3.75
B	3.59
C	3.75
D	3.31
E	3.34
F	2.76



M.Sc. Program Score		
Course	Subject	Score
		Sem. II
M.Sc.	Anthropology	3.32



M.Sc. Course % Response				
	V.G	Good	Sat	Unsat
Subject	46.6	40	12.5	0.93



School of Studies in Anthropology
Pt. Ravishankar Shukla University, Raipur

Feedback Report Session 2021-2022 (M.Sc. II Semester)

Percent response of faculty				
Faculty	V.G	Good	Sat	Unsat
A	82.33	12.09	5.58	0
B	79.71	15.45	4.84	0
C	80.6	14.38	4.57	0.46
D	61.35	32.85	4.83	0.97
E	50.47	43.06	5.09	1.38
F	21.96	53.17	24.39	0.48

Faculty	Mean Score
A (Dr. Ashok Pradhan)	3.75
B (Dr. Jitendra Premi)	3.59
C (Dr. Shailendra Kumar)	3.75
D (Dr. Laxminarayan Devangan)	3.31
E (Dr. Tulsi Rani)	3.34
F Ms. Mamta	2.76

School of Studies in Anthropology Pt. Ravishankar Shukla University, Raipur

Feedback Report Session 2021-2022 (M.Sc. IV Semester)

Faculty A

Que.	V.G	Good	Sat	Unsat	Total
1	7	13	5	3	28
2	11	15	1	1	28
3	14	10	4	0	28
4	10	15	3	0	28
5	23	1	3	1	28
6	17	3	2	5	27
7	19	5	3	1	28
8	8	12	4	4	28
9	12	9	6	1	28
10	5	10	12	1	28
Total	126	93	43	16	279
%Response	45.3	33.43	15.5	5.83	100

Faculty B

Que.	V.G	Good	Sat	Unsat	Total
1	18	6	3	1	28
2	13	14	0	1	28
3	15	12	0	0	27
4	9	16	3	0	28
5	16	4	7	0	27
6	12	13	2	0	27
7	7	9	6	6	28
8	6	19	3	0	28
9	13	8	6	1	28
10	5	10	13	0	28
Total	114	111	43	9	277
%Response	41.15	40.07	15.52	3.26	100

Faculty C

Que.	V.G	Good	Sat	Unsat	Total
1	15	8	3	1	27
2	13	11	2	1	27
3	16	9	2	0	27
4	13	11	2	0	26
5	21	0	5	1	27
6	15	0	2	8	25
7	11	9	4	3	27
8	6	15	4	2	27
9	11	9	4	3	27
10	3	13	10	0	26
Total	124	85	38	19	266
%Response	46.61	31.95	14.28	7.14	100

Faculty D

Que.	V.G	Good	Sat	Unsat	Total
1	15	7	2	0	24
2	18	5	0	1	24
3	20	3	0	1	24
4	13	9	0	2	24
5	22	1	0	1	24
6	18	1	1	4	24
7	16	5	3	0	24
8	12	5	6	1	24
9	14	4	5	1	24
10	7	6	10	1	24
Total	155	46	27	12	240
%Response	64.58	19.16	11.25	5	100

Faculty E

Que.	V.G	Good	Sat	Unsat	Total
1	19	3	2	1	25
2	19	4	2	0	25
3	13	11	1	0	25
4	17	8	0	0	25
5	22	3	0	0	25
6	15	2	2	6	25
7	14	5	6	0	25
8	7	11	5	2	25
9	14	6	4	1	25
10	6	7	9	3	25
Total	146	60	31	13	250
%Response	58.4	24	12.4	5.2	100

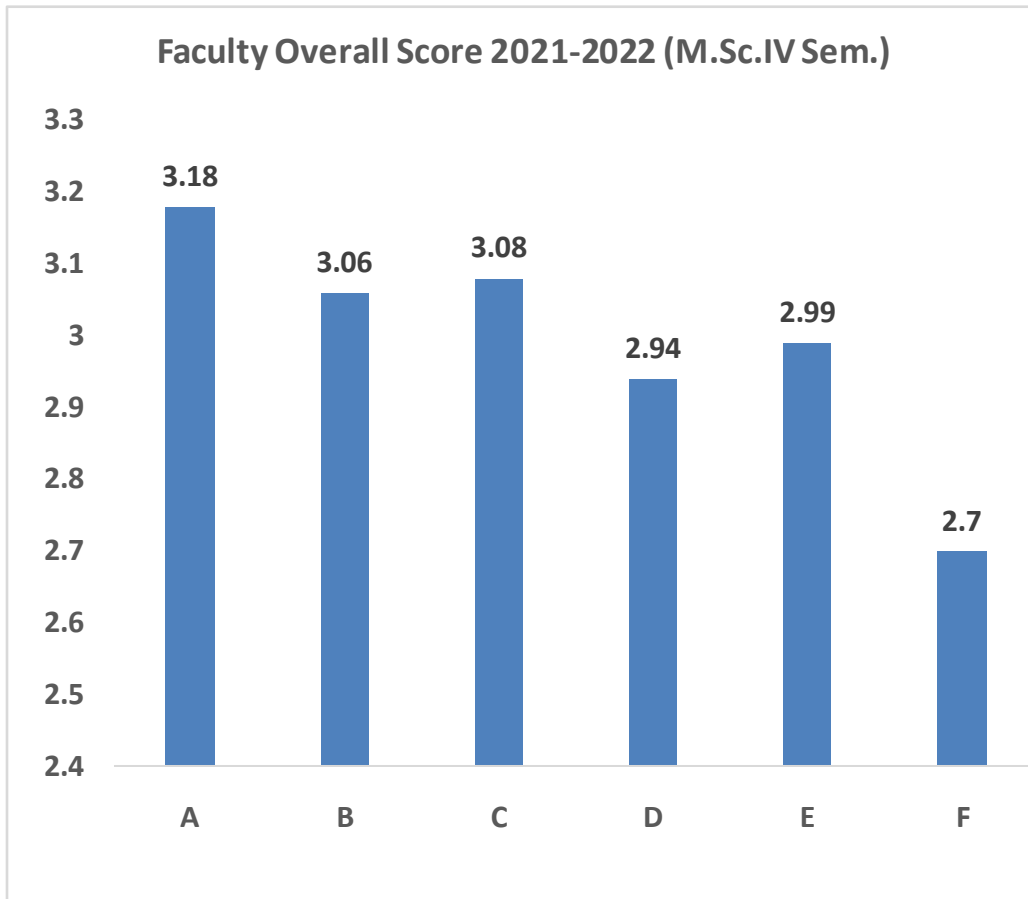
Faculty F

Que.	V.G	Good	Sat	Unsat	Total
1	12	9	2	1	24
2	13	10	0	1	24
3	13	8	2	1	24
4	9	14	1	0	24
5	14	1	7	1	23
6	18	0	1	5	24
7	4	13	6	1	24
8	7	6	10	1	24
9	12	7	4	1	24
10	6	7	10	1	24
Total	108	75	43	13	239
%Response	45.18	31.38	17.99	5.44	100


**School of Studies in Anthropology
Pt. Ravishankar Shukla University, Raipur
Feedback Report Session 2021-2022**

Percent response of faculty				
Faculty	V.G	Good	Sat	Unsat
A	45.3	33.43	15.5	5.83
B	41.15	40.07	15.52	3.26
C	46.61	31.95	14.28	7.14
D	64.58	19.16	11.25	5
E	58.4	24	12.4	5.2
F	45.18	31.38	17.99	5.44

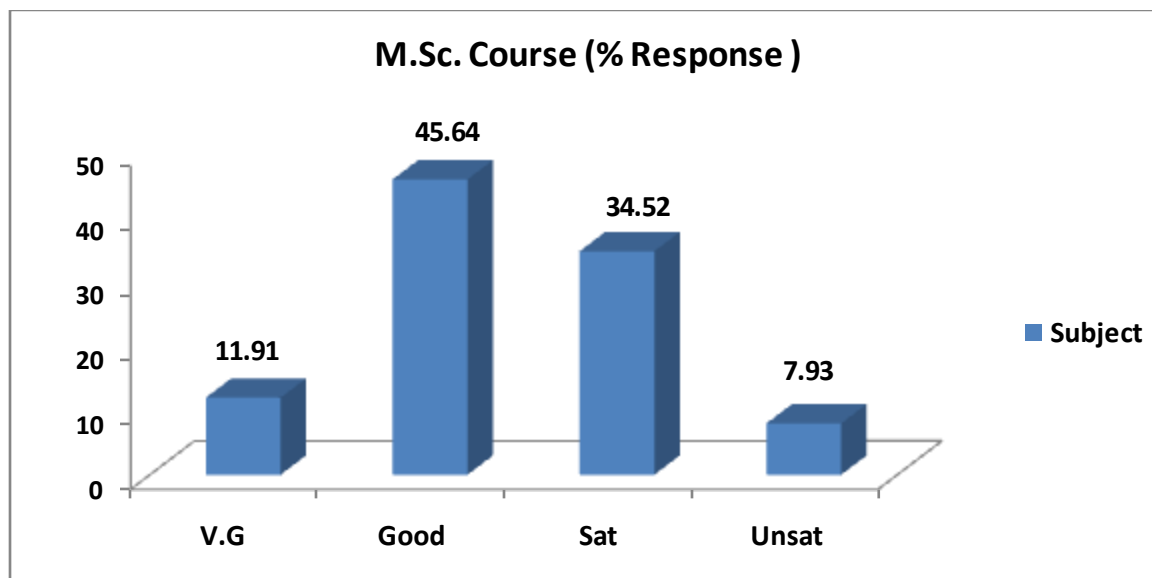
Faculty Overall Score 2021-2022 (M.Sc. IV Sem.)	
Faculty	Mean Score
A	3.18
B	3.06
C	3.08
D	2.94
E	2.99
F	2.7



M.Sc. Program Score		
Course	Subject	Score (Sem. IV)
M.Sc.	Anthropology	2.61



M.Sc. Course % Response				
	V.G	Good	Sat	Unsat
Subject	11.91	45.64	34.52	7.93



**School of Studies in Anthropology
Pt. Ravishankar Shukla University, Raipur**

Feedback Report Session 2021-2022 (M.Sc. IV Sem.)

Percent response of faculty				
Faculty	V.G	Good	Sat	Unsat
A	45.3	33.43	15.5	5.83
B	41.15	40.07	15.52	3.26
C	46.61	31.95	14.28	7.14
D	64.58	19.16	11.25	5
E	58.4	24	12.4	5.2
F	45.18	31.38	17.99	5.44

Faculty	Mean Score
A(Dr. Ashok Pradhan)	3.18
B(Dr. Jitendra Premi)	3.06
C (Dr. Shailendra Kumar)	3.08
D (Dr. Laxminarayan Devangan)	2.94
E (Dr. Tulsi Rani Thakre)	2.99
F Ms. Mamta	2.7

**Sectional Feedback Analysis
&
Action Taken Report**

Session

**July 2021- December 2021
&
January 2022- June 2022**

**Feedback from Students, Parent,
Support Staff and Alumni members**

**School of Studies in Biotechnology
Pt. Ravishankar Shukla University, Raipur**

Feedback Inventory from various stakeholders

Particulars	Courses	Session
Questionnaire -I	M. Sc. I sem.	July 2021- December 2021
Questionnaire -II	M. Sc. I sem	July 2021- December 2021
Questionnaire -I	M. Sc. III sem	July 2021- December 2021
Questionnaire -II	M. Sc. III sem	July 2021- December 2021
	Parents	July 2021- December 2021
Questionnaire -I	M. Sc. II sem	January 2022- June 2022
Questionnaire -II	M. Sc. II sem	January 2022- June 2022
Questionnaire -I	M. Sc. IV sem	January 2022- June 2022
Questionnaire -II	M. Sc. IV sem	January 2022- June 2022
Questionnaire -III	M. Sc. IV sem	January 2022- June 2022
	Parents	January 2022- June 2022
	Support Staff	2021- 2022
	Alumni Association of Biotechnology	2021-2022
	ATR	

A. Feedback Inventory for Students

(Questionnaire -1)

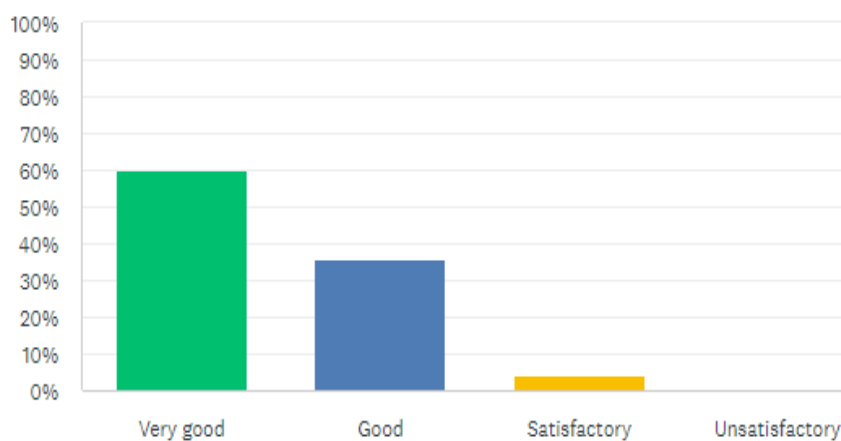
M. Sc. I sem.

Session: July 2021- December 2021

Q_Overall rating by Students

Overall rating

Answered: 25 Skipped: 0



Very Good Good Satisfactory Unsatisfactory



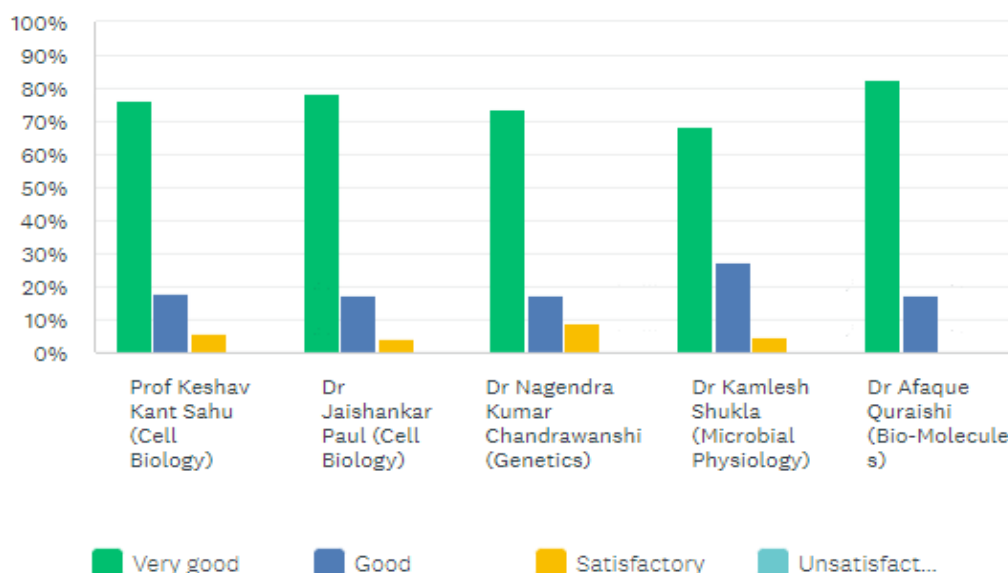
Remarks

Parameters of Responses (%)				
Very Good	Good	Satisfactory	Unsatisfactory	Total Response
60.00	36.00	04.00	00.00	25.00

* Details analysis sheet attached.

B. Feedback Inventory for Students (Questionnaire -II) M. Sc. I sem. Session: July 2021- December 2021

Q_Overall rating



Name of Teachers	Very good	Good	Satisfactory	Unsatisfactory
Prof Keshav Kant Sahu (Cell Biology)	76.47%	17.65%	5.88%	0.00%
Dr Jaishankar Paul (Cell Biology)	78.26%	17.39%	4.35%	0.00%
Dr Nagendra Kumar Chandrawanshi (Genetics)	73.91%	17.39%	8.70%	0.00%
Dr Kamlesh Shukla (Microbial Physiology)	68.18%	27.27%	4.55%	0.00%
Dr Afaque Quraishi (Bio-Molecules)	82.61%	17.39%	0.00%	0.00%

*** Details analysis sheet attached.**

Suggestions

S1

Revision of the main topic

Response: Meantime whatever is suggested is regularly done in classes. All faculty members must emphasise it.

S2

Extra library time

Response: In the routine schedules, a separate library time is allotted for the university library. A departmental library is available any time. Moreover, online access is provided to the students.

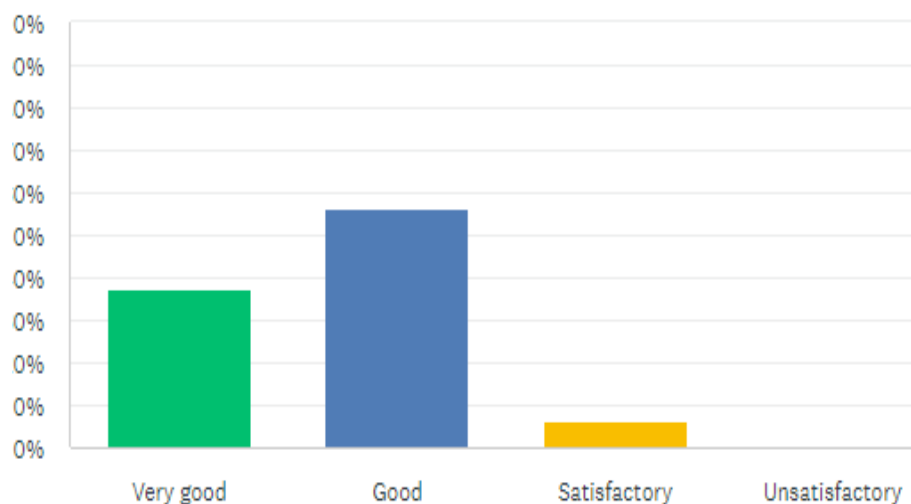
Others

- No suggestion. There are teaching very well
- No suggestion. Each and everyone are giving their best
- All teachers are very helpful for any kind of problems
- They teach very well which students can understand
- No suggestions

C. Feedback Inventory for Students (Questionnaire-I)

M. Sc. III semester
Session: July 2021- December 2021

Q_ Overall rating



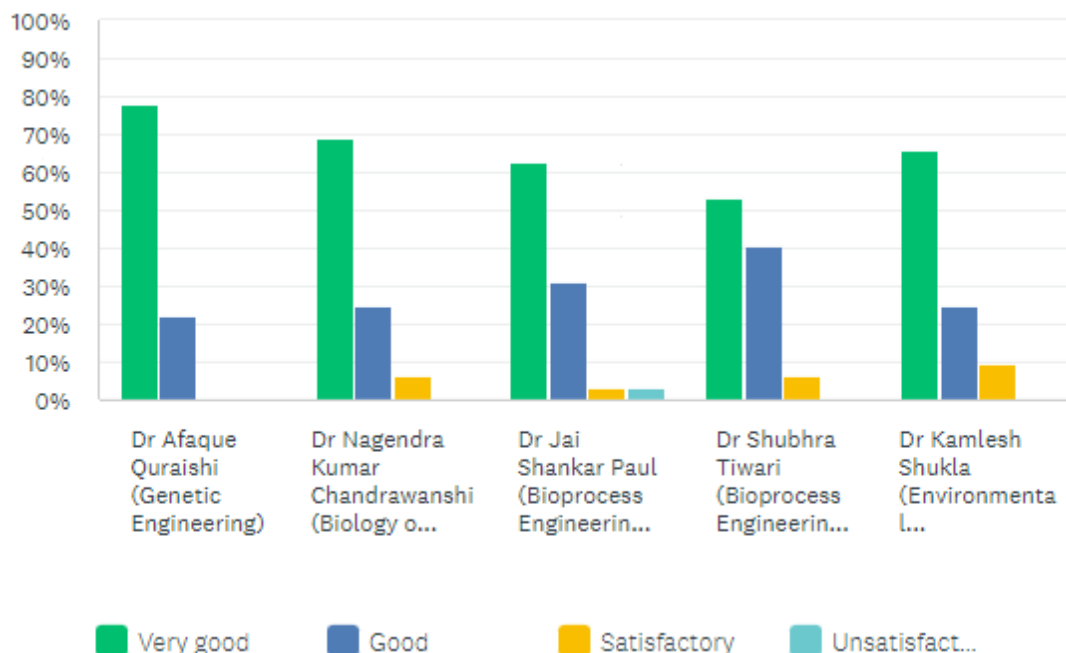
Remarks

Parameters of Responses (%)				
Very Good	Good	Satisfactory	Unsatisfactory	Total Response
37.50	56.25	06.25	00.00	32.00

* Details analysis sheet attached.

D. Feedback Inventory for Students (Questionnaire –II) M. Sc. III sem. Session: July 2021- December 2021

Q_ Sincerity of the teacher



Name of Teachers	Very good	Good	Satisfactory	Unsatisfactory
Dr Afaque Quraishi (Genetic Engineering)	78.13%	21.88%	0.00%	0.00%
Dr Nagendra Kumar Chandrawanshi (Biology of Immune System)	68.75.25 %	25.00%	6.25%	0.00%
Dr Jai Shankar Paul (Bioprocess Engineering and Technology)	62.50%	31.25%	3.13%	3.13%
Dr Shubhra Tiwari (Bioprocess Engineering and Technology)	53.13%	40.63%	6.25%	0.00%
Dr Kamlesh Shukla (Environmental Biotechnology)	65.63%	25.00%	9.38%	0.00%

Suggestions

S1

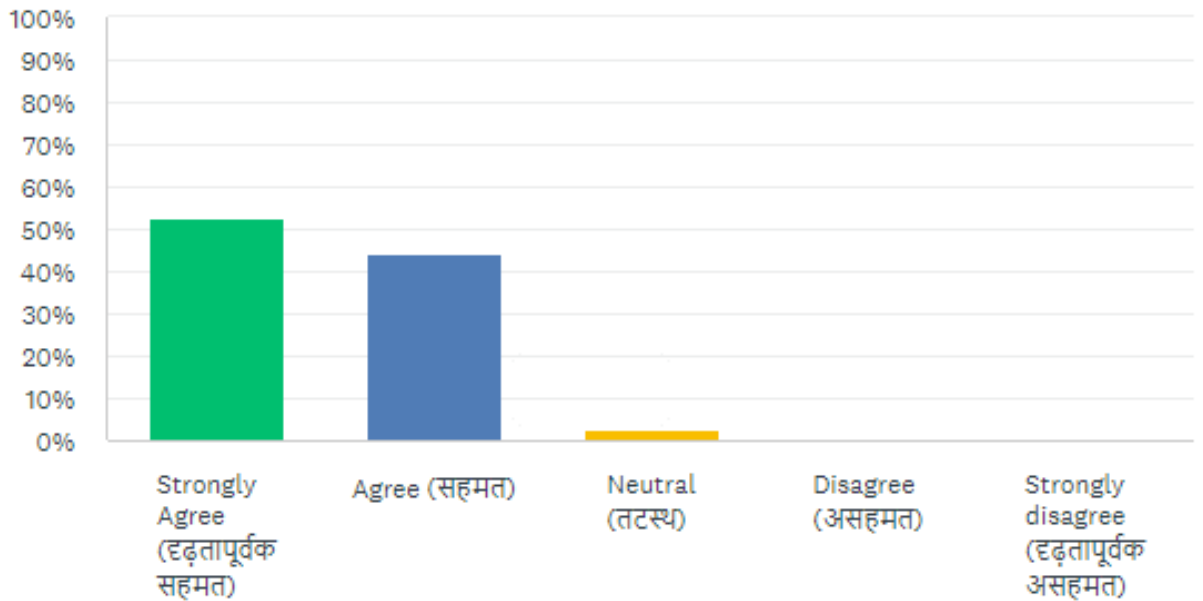
The decorum of student and teacher is being violated by undue favour for a particular student by some professors, which shouldn't be happening.

Response: Faculty members are never biased against students. The continuous evaluation process in the school is open and accessible to each student. Any grievance raised by the student is discussed and solved by the department staff council.

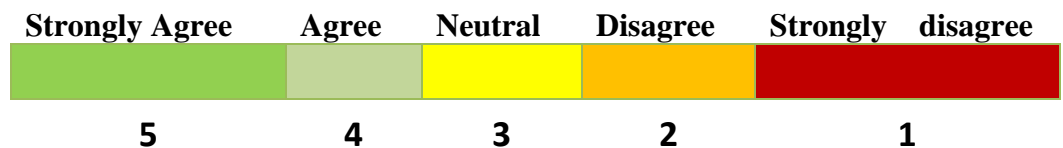
F. Feedback Inventory for Parents

Feedback from Parents,
Session: July 2021- December 2021

Q_Getting admission to the University for my ward is a matter of pride for me. (मेरे बेटे/बेटी के लिए विश्वविद्यालय में प्रवेश मिलना मेरे लिए गर्व की बात है।)



Scale



Remarks

Parameters of Responses (%)				
Strongly Agree	Agree	Neutral	Disagree	Total Response
52.78	44.44	02.78	00.00	24.00

* Details analysis sheet attached.

Suggestions

S1

विद्यार्थियों को औद्योगिक क्षेत्र में काम करने के तरीकों से अवगत कराया जाना चाहिए , उन्हें फ़िल्ड में काम करने एवं जानकारी प्राप्त करने का मौका दिया जाना चाहिए।

Response: *University syllabi already have the portion, year around many sessions has conducted for empowering student skills, unquestionably more inspiration and create an environment for students. Further, in the MSc IV semester, students can carry out a six-month project work from various research institutes in the country.*

S2

Teachers need to work on their communication with the student a little more.

Response: *Teachers communicate with the students in groups and individually too. They always ask students to discuss their problems. Students regularly discuss their concerns with various faculties. However, the department will work on it for further ease of communication.*

S3 Modify college campus, provide more discussion, example, practice.

Response: *Same as S1 & S2.*

S4 When we fill the form for admission, examination etc correctly but your IT sector making lot's of errors during data entry, . Then for correction in then , I always bothered so many times, these are faults of data entry operator but paying and bearing the students/parents, un-necererly.every year so many students passing through such incidents. Sir please minimise such problems

Response: *Serious concern. The suggestion is forwarded to the university administration.*

S5 Guide the student for their future prospective and dissertation, internships, etc

Response: *Same as S1 & S2.*

S6 There should be internship or campus placement included in the course

Response: *The University is regularly organizing placements; its notifications are shared with the students and Alumni social media groups. Many interested candidates participated and benefitted. The course curriculum already has a segment for internships.*

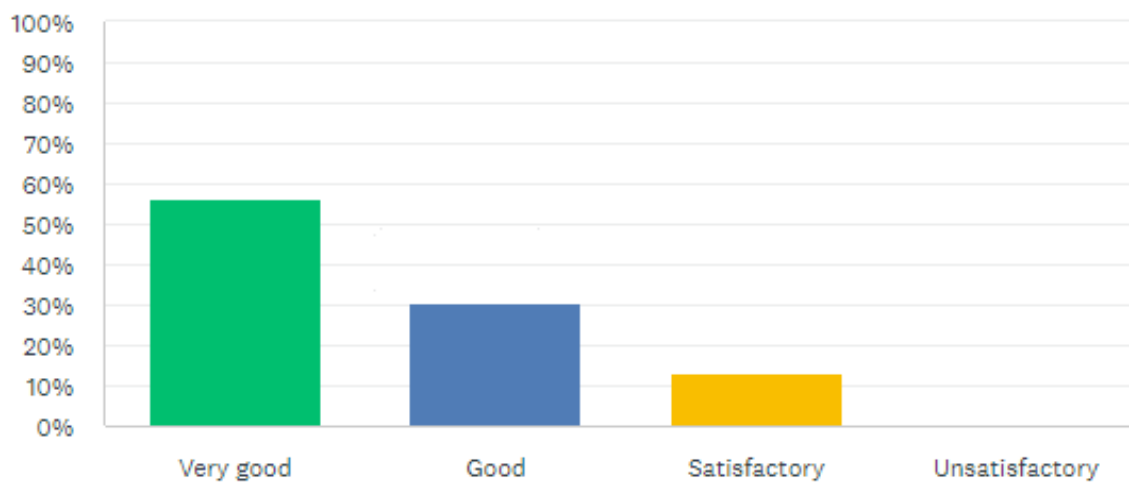
Remarks

- There's no need for improvement, it's worth
- No any suggestions
- No any suggestions
- Overall is very good
- No comment
- Everything is good

A1. Feedback Inventory for Students (Questionnaire -1)

**M. Sc. II sem.
Session: January 2022- June 2022**

Q_Overall rating by Students



Scale

Very Good	Good	Satisfactory	Unsatisfactory

Remarks

Parameters of Responses (%)				
Very Good	Good	Satisfactory	Unsatisfactory	Total Response
56.52	30.43	13.04	00.00	23.00

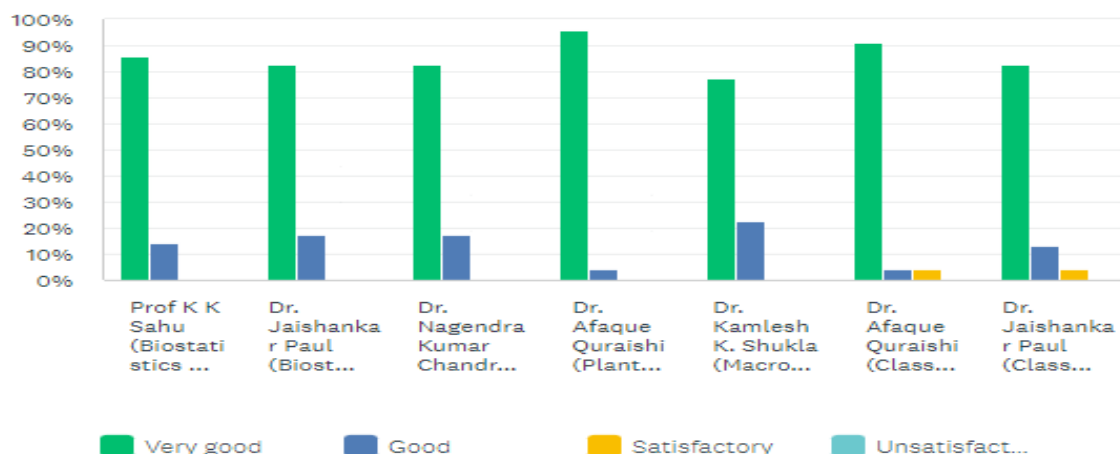
* Details analysis sheet attached.

B1. Feedback Inventory for Students (Questionnaire -2)

M.Sc. II sem.

Session: January 2022- June 2022

Q_Overall rating by Students



Scale

Very Good	Good	Satisfactory	Unsatisfactory

Teachers	Very Good	Good	Satisfactory	Unsatisfactory
Prof K K Sahu (Biostatistics & Computer Application in Biotechnology)	85.71%	14.29%	0.00%	0.00%
Dr. Jaishankar Paul (Biostatistics & Computer Application in Biotechnology)	82.61%	17.39%	0.00%	0.00%
Dr. Nagendra Kumar Chandrawanshi (Molecular Biology)	82.61%	17.39%	0.00%	0.00%
Dr. Afaque Quraishi (Plant Biotechnology)	95.65%	4.35%	0.00%	0.00%
Dr. Kamlesh K. Shukla (Macromolecules & Enzymology)	77.27%	22.73%	0.00%	0.00%
Dr. Afaque Quraishi (Class Seminar)	91.30%	4.35%	4.35%	0.00%
Dr. Jaishankar Paul (Class Seminar)	82.61%	13.04%	4.35%	0.00%

* Details analysis sheet attached.

Suggestions

S1

Please give summer vacation after annual examination

Response: The suggestion was sent to the university administration.

S2 Revision tests should be held regularly.

Response: The matter discussed in the Staff Council and Chairman suggested to all faculties to conduct regular class tests.

S3 Please fix/replace the defective instruments and organize more extracurricular competitions.

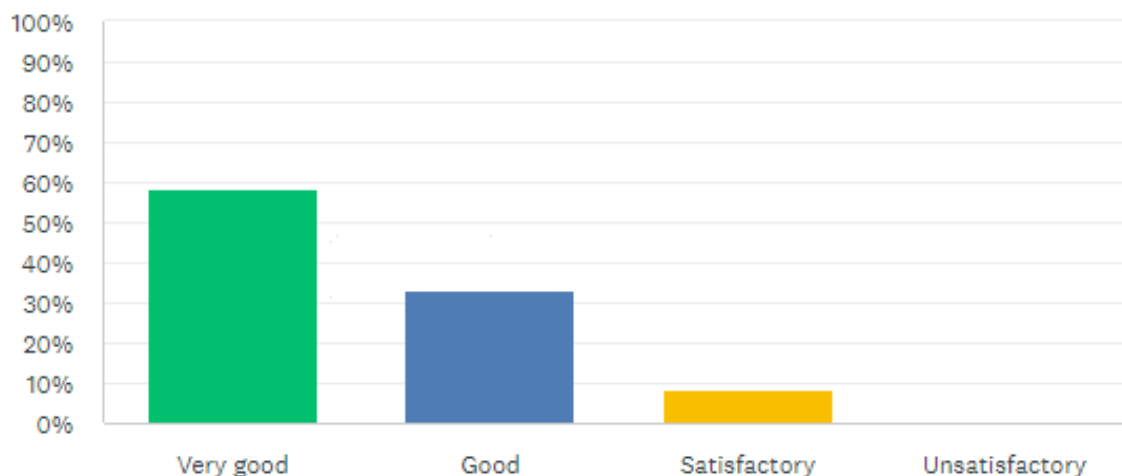
Response: The Staff Council has discussed the matter, and action has been taken and intimated to the university administration. Department organizes various extracurricular competitions for students. As suggested, try to increase it with the available resources and time as well.

Remarks

- a. All teachers are good and help us in every way...
- b. All teachers are very good for us
- c. No suggestions they are giving their best.
- d. No

C1. Feedback Inventory for Students (Questionnaire -I) M.Sc. IV sem. Session: January 2022- June 2022

Q_Overall rating



Scale

Very Good	Good	Satisfactory	Unsatisfactory

Remarks

Parameters of Responses (%)				
Very Good	Good	Satisfactory	Unsatisfactory	Total Response
58.33	33.33	08.33	00.00	12.00

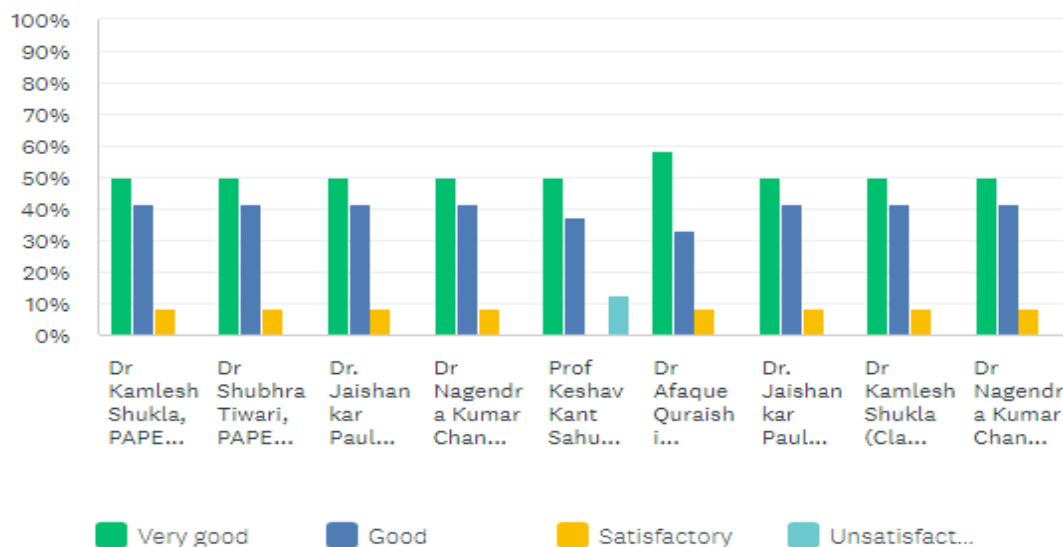
* Details analysis sheet attached.

D1. Feedback Inventory for Students (Questionnaire -II)

M.Sc. IV sem.

Session: January 2022- June 2022

Q_Overall rating



Teachers	Very Good	Good	Satisfactory	Unsatisfactory
Dr Kamlesh Shukla, PAPER -13	50.00%	41.67%	8.33%	0.00%
Dr Shubhra Tiwari, PAPER-13	50.00%	41.67%	8.33%	0.00%
Dr Jaishankar Paul, PAPER-14	50.00%	41.67%	8.33%	0.00%
Dr Nagendra Kumar Chandrawanshi, PAPER-15	50.00%	41.67%	8.33%	0.00%
Prof Keshav Kant Sahu, PAPER 16	50.00%	37.50%	0.00%	12.50%
Dr Afaqur Quraishi PAPER-16	58.33%	33.33%	8.33%	0.00%
Dr. Jaishankar Paul, PAPER-16	50.00%	41.67%	8.33%	0.00%
Dr Kamlesh Shukla (Class Seminar)	50.00%	41.67%	8.33%	0.00%
Dr Nagendra Kumar Chandrawanshi (Class Seminar)	50.00%	41.67%	8.33%	0.00%

*** Details analysis sheet attached.**

Suggestions

R1 Not necessary...

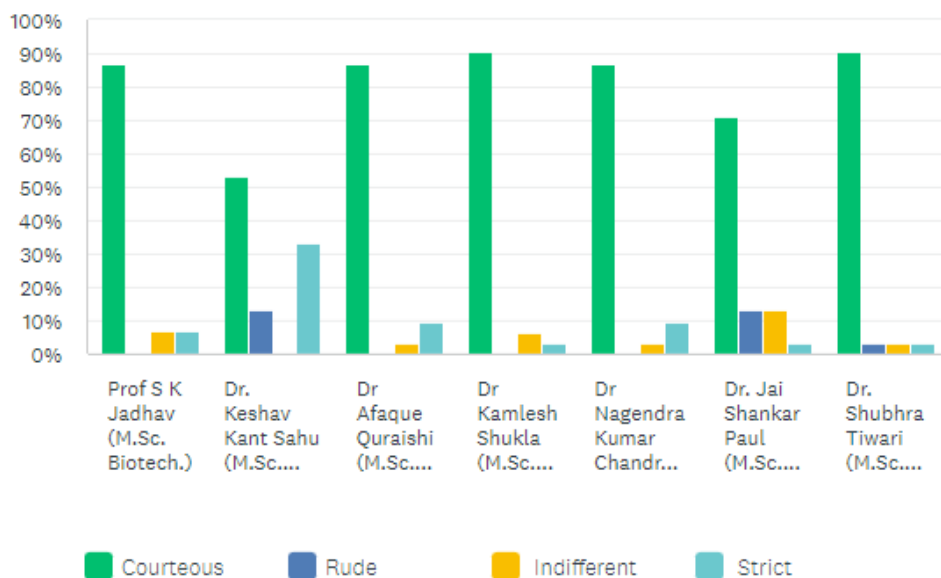
R2 The department or university had to decrease the fees because we are learning online and there is no use of material for practical.

Response: *The suggestion is forwarded to the university administration.*

R3 No Suggestions, Grateful for the coordination and guidance of all professors during III Sem online studies. Thank you! For the survey

E1. Feedback Inventory for Students (Questionnaire -3)

M.Sc. IV sem.,
Session: January 2022- June 2022

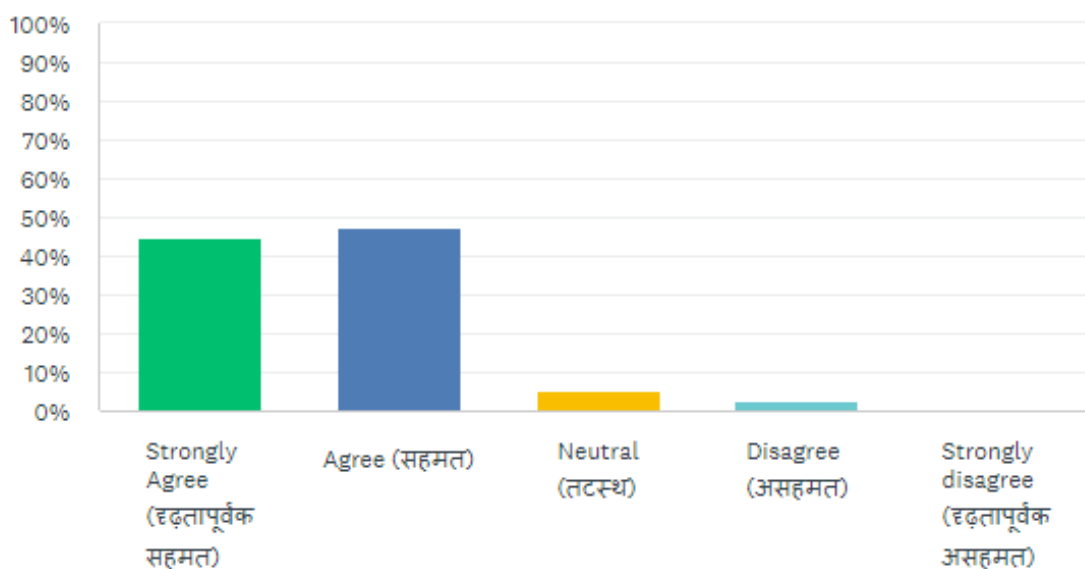


Teachers	Courteous	Rude	Indifferent	Strict
Prof S K Jadhav (M.Sc. Biotech.)	86.67%	0.00%	6.67%	6.67%
Dr. Keshav Kant Sahu (M.Sc. Biotech.)	53.33%	13.33%	0.00%	33.33%
Dr Afaque Quraishi (M.Sc. Biotech.)	87.10%	0.00%	3.23%	9.68%
Dr Kamlesh Shukla (M.Sc. Biotech.)	90.32%	0.00%	6.45%	3.23%
Dr Nagendra K Chandrawanshi (M.Sc. Biotech.)	87.10%	0.00%	3.23%	9.68%
Dr. Jai Shankar Paul (M.Sc. Biotech.)	70.97%	12.90%	12.90%	3.23%
Dr. Shubhra Tiwari (M.Sc. Biotech.)	90.32%	3.23%	3.23%	3.23%

F. Feedback Inventory for Parents

Feedback from Parents, Session January 2022- June 2022

Q- Getting admission to the University for my ward is a matter of pride for me (Based on).



Scale



Remarks

Strongly Agree	Parameters of Responses (%)				Total Response
	Agre	Neutral	Disagree	Strongly disagree	
44.47	47.37	5.26	2.63	00.00	38

* Details analysis sheet attached.

Suggestions for further improvement:

P1 Job ke liye campus selection kare.

Response: *The University organized placements regularly, and many students have benefitted.*

P2 Should encourage for campus placements. Or inform students about how to get job in biotechnology field.

Response: *The University has its placement cell. Now, the department also commences a campus placement drive shortly.*

P4 कार्याध्ययन सामग्री दम पर उपलब्ध करवाना.

Response: *The teachers provide study materials regularly. However, we induce them to prepare their reading materials at this Master's level. The topics are covered during theory classes and in classroom seminars. Further, the rich university and departmental libraries are available for them, and we provide all the e-resources too.*

P5 More placement opportunities must be created.

Response: *Same as P1 & P2.*

P6 Improvement needed in database entry department, frequently going wrong, it creating botherations for students and their parents.

Response: *The staff council discussed the matter and intimated to the University administration for improvement.*

P7 There should be call of companies in the campus for internship and placements. There should be a tour in other nearby laboratories also.

Response: *In the MSc IV semester, students can carry out a six-month project work from various research institutes in the country. Visits and workshops are the regular features of the department. For the placements, see the responses of P1 & P2.*

P8 Promote experimental work. It would be better if you take weekly exams, which means at the end of the chapter.

Response: *All your suggestions are already in practice and are the major strength of this department.*

Remarks

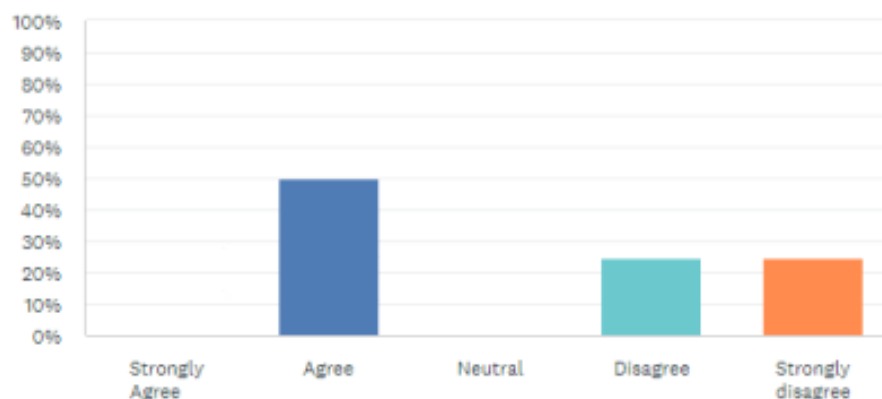
P3 All good.

P9 Everything thing is perfect

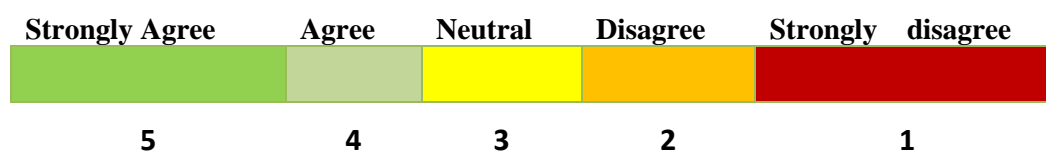
G. Feedback from Support Staff

Session: 2021- 2022

Based on Q. 2: The procedures followed in the university are effective.



Scale



Remarks

Parameters (%)					
Strongly Agree	Agree	Neutral	Disagree	Strongly disagree	Total Response
00.00	50.00	60.00	25.00	25.00	04

* Details analysis sheet attached.

Suggestions for further improvement:

ST There should be promotion scheme for RA.

Response: The matter is forwarded to the university administration.

RRM पदानुसार काम लिया जाय

Response: The issue is forwarded to the university administration.

MB सही समय पर प्रमोशन होना चाहिए

Response: The issue is forwarded to the university administration.

RKV Post ke adhaar par kam Lena chahiy.

Response: The matter is forwarded to the university administration.

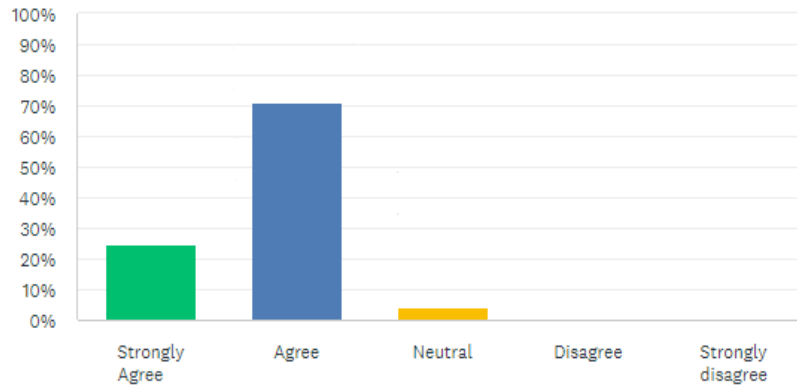
Key:

ST	Shubhra Tiwari	MB	Manju Bhagat
RRM	Raghu Ram Markam	SM	Santosh Manikpuri
RKV	Ramesh Kumar Verma		

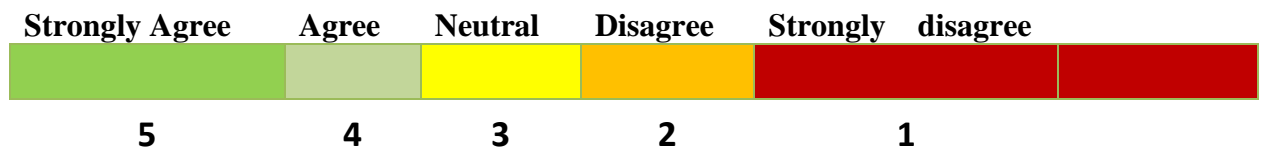
H. Feedback Inventory for Alumni Alumni Association of Biotechnology

Session: Dec-Jan 2021-2022

Q_PRSU is involving alumni in its activities.



Scale



Remarks

Parameters of Responses (%)				
Strongly Agree	Agree	Neutral	Disagree	Total Response
37.50	70.83	04.17	00.00	24.00

*** Details analysis sheet attached.**

Suggestions

S1

Please provide placements for students.

Response: At the University level, placement notices are continuously shared with the students and the official Alumni social media groups.

S2

Career guidance and placement of students are most important for their future.

Response: At departmental and University levels, various programmes are regularly conducted about the prospects. For the placements, see the response of S1.

S3 Organise placement for students

Response: Same as S1

S4 Every department should give placement to the students passed from their University.

Response: Same as S1 & S2.

S5 ONLINE ALUMNI MEETING IS VERY HELPFUL TO JOIN EACH AND EVERYONE FROM ANYWHERE.

Response: During the pandemic, the session was conducted online mode. The Alumni Association surely will do this meeting in a hybrid mode, looking at the overwhelming responses from participants in the previous meetings.

S6 Alumni meet must be conducted every six months for the betterment of university.

Response: As per the association guideline, it should be once a year, and the association regularly conduct it.

S7 Can provide better employment opportunities to students.

Response: The department and University always stand for students; the response remains the same as S1 & S2.

Action Taken Report

1. Feedback from Students, Parents and Alumni, analyzed through software (Monkey survey), retrieved link [https://www.surveymonkey.com/home/?ut_source=header] dated 13 December 2022, time 3.48 pm).
2. Also discussed in the meeting, has taken essential step for resolved the issues and improvement all suggested points from various stakeholders. The summary of action taken measure mentioned below :

Student's Overall Rating for the program

M.Sc. Biotechnology students of the I, II, III and IV semesters rated the program as satisfactory and above. No one finds it unsatisfactory. However, the school is constantly working for improvement.

Student's Overall Rating for the teachers

Here students rate all the teachers as satisfactory and above except for one case each semester. In the III and I semesters, only about 3% and 4% of students, respectively, found it unsatisfactory. Nonetheless, the Chairman of the Staff Council discussed it with the concerned ones for the improvement.

Feedback from supporting staff


Regarding the effectiveness of the university administration process, 20% of staff disagreed, and 60% remained neutral. The matter is informed to the authority.

Feedback from parents

For most parents, admission of their wards to the university makes them proud, 13% are neutral, and nobody disagrees. For improvement, valuable suggestions from parents are considered, as mentioned in the section.

Feedback from alumni

The alumni feel proud as students of this university, only 5% are neutral, and nobody disagrees. Their suggestions are considered, as mentioned in the section.


Professor & Head
SOS in Biotechnology

EXPORTS ?

RESPONDENTS: 25 of 25

ADD TO DASHBOARD

SAVE AS

PAID FEATURE
Export your survey data in .PDF, .XLS, .CSV, .PPTX, or SPSS format.

Upgrade Learn more »

QUESTION SUMMARIES

INSIGHTS AND DATA TRENDS

INDIVIDUAL RESPONSES

Page 1: Questionnaire - 1

Q1

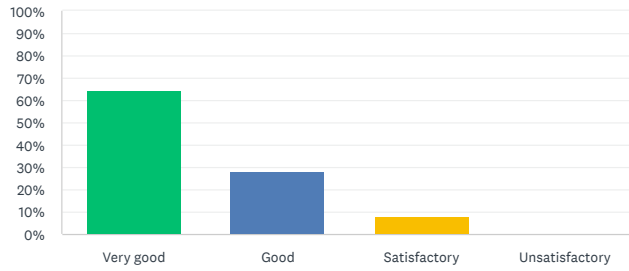


Customize

Save as

Depth of the course content including project work, if any

Answered: 25 Skipped: 0



ANSWER CHOICES

RESPONSES

Very good	64.00%	16
Good	28.00%	7
Satisfactory	8.00%	2
Unsatisfactory	0.00%	0
TOTAL		25

Q2

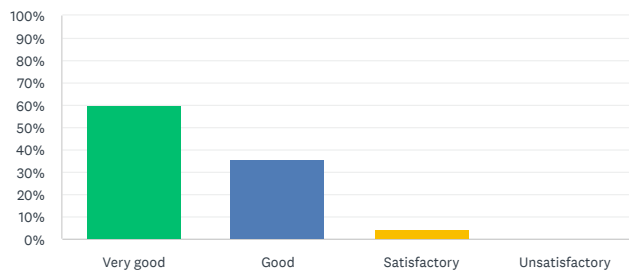


Customize

Save as

Extent of coverage of course

Answered: 25 Skipped: 0



ANSWER CHOICES

RESPONSES

Very good	60.00%	15
Good	36.00%	9
Satisfactory	4.00%	1
Unsatisfactory	0.00%	0
TOTAL		25

Q3




Customize

Save as

Applicability / relevance to real life situations

Answered: 25 Skipped: 0





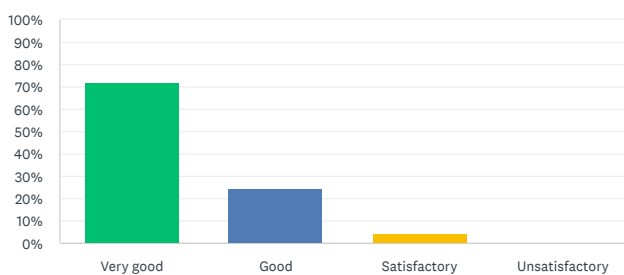
ANSWER CHOICES	RESPONSES	
Very good	48.00%	12
Good	48.00%	12
Satisfactory	4.00%	1
Unsatisfactory	0.00%	0
TOTAL		25

Q4

Customize Save as

Learning value (in terms of knowledge, concepts, manual skills, analytical abilities and broadening perspectives)

Answered: 25 Skipped: 0



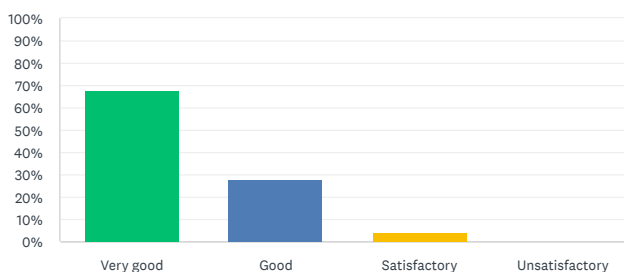
ANSWER CHOICES	RESPONSES	
Very good	72.00%	18
Good	24.00%	6
Satisfactory	4.00%	1
Unsatisfactory	0.00%	0
TOTAL		25

Q5

Customize Save as

Clarity and relevance of textual reading material

Answered: 25 Skipped: 0



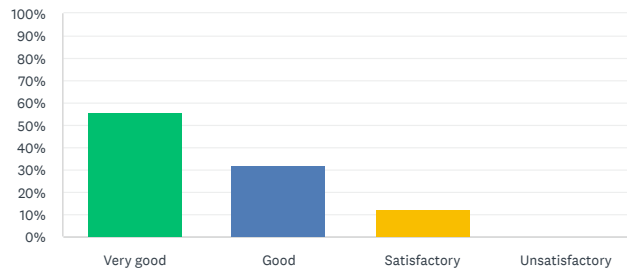
ANSWER CHOICES	RESPONSES	
Very good	68.00%	17
Good	28.00%	7
Satisfactory	4.00%	1
Unsatisfactory	0.00%	0
TOTAL		25

Q6

Customize Save as

Relevance of additional source material (Library)

Answered: 25 Skipped: 0



ANSWER CHOICES

- ▼ Very good
- ▼ Good
- ▼ Satisfactory
- ▼ Unsatisfactory

RESPONSES

Percentage	Count
56.00%	14
32.00%	8
12.00%	3
0.00%	0

TOTAL

25

Q7

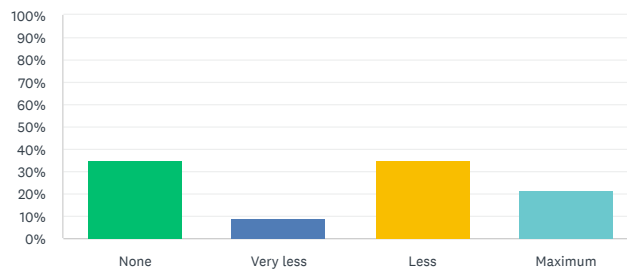


Customize

Save as ▼

Extent of effort required by students (you) to cope with the course/ program

Answered: 23 Skipped: 2



ANSWER CHOICES

- ▼ None
- ▼ Very less
- ▼ Less
- ▼ Maximum

RESPONSES

Percentage	Count
34.78%	8
8.70%	2
34.78%	8
21.74%	5

TOTAL

23

Q8

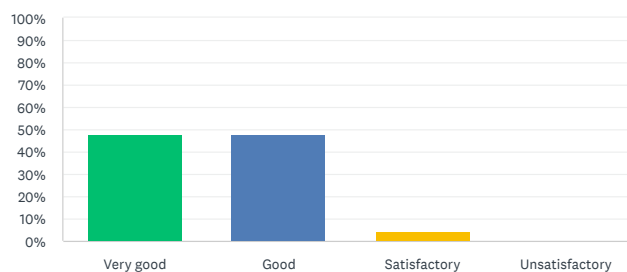


Customize

Save as ▼

Provision of sufficient time for feedback

Answered: 25 Skipped: 0



ANSWER CHOICES

- ▼ Very good
- ▼ Good
- ▼ Satisfactory
- ▼ Unsatisfactory

RESPONSES

Percentage	Count
48.00%	12
48.00%	12
4.00%	1
0.00%	0

TOTAL

25

Q9



Customize

Save as

Overall rating

Answered: 25 Skipped: 0



ANSWER CHOICES

RESPONSES

ANSWER CHOICES	RESPONSES	
Very good	60.00%	15
Good	36.00%	9
Satisfactory	4.00%	1
Unsatisfactory	0.00%	0
TOTAL		25

ENGLISH



EXPORTS ?

RESPONDENTS: 23 of 23

ADD TO DASHBOARD SAVE AS

PAID FEATURE
Export your survey data in .PDF, .XLS, .CSV, .PPTX, or SPSS format.

Upgrade Learn more »

QUESTION SUMMARIES INSIGHTS AND DATA TRENDS INDIVIDUAL RESPONSES

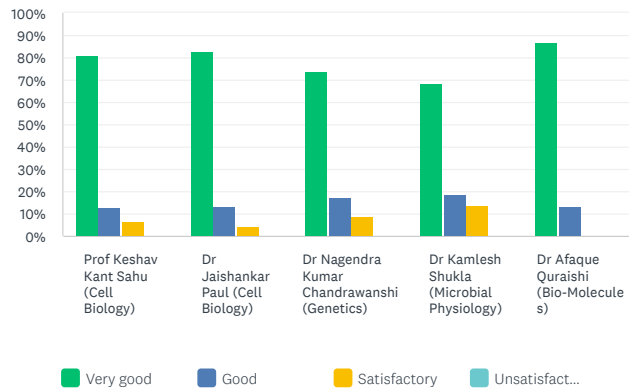
Page 1:

Q1

Customize Save as

A knowledge base of the teacher (as perceived by you)

Answered: 23 Skipped: 0



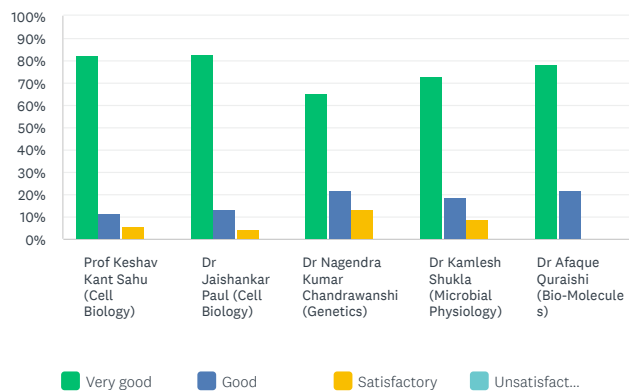
	VERY GOOD	GOOD	SATISFACTORY	UNSATISFACTORY	TOTAL	WEIGHTED AVERAGE
Prof Keshav Kant Sahu (Cell Biology)	81.25% 13	12.50% 2	6.25% 1	0.00% 0	16	1.25
Dr Jaishankar Paul (Cell Biology)	82.61% 19	13.04% 3	4.35% 1	0.00% 0	23	1.22
Dr Nagendra Kumar Chandrawanshi (Genetics)	73.91% 17	17.39% 4	8.70% 2	0.00% 0	23	1.35
Dr Kamlesh Shukla (Microbial Physiology)	68.18% 15	18.18% 4	13.64% 3	0.00% 0	22	1.45
Dr Afaqur Quraishi (Bio-Molecules)	86.96% 20	13.04% 3	0.00% 0	0.00% 0	23	1.13

Q2

Customize Save as

Communication skills (in terms of articulation and comprehensibility)

Answered: 23 Skipped: 0



	VERY GOOD	GOOD	SATISFACTORY	UNSATISFACTORY	TOTAL	WEIGHTED AVERAGE
Prof Keshav Kant Sahu (Cell Biology)	82.35% 14	11.76% 2	5.88% 1	0.00% 0	17	1.24
Dr Jaishankar Paul (Cell Biology)	82.61% 19	13.04% 3	4.35% 1	0.00% 0	23	1.22

▼ Dr Nagendra Kumar Chandrawanshi (Genetics)	65.22%	21.74%	13.04%	0.00%	23	1.48
▼ Dr Kamlesh Shukla (Microbial Physiology)	72.73%	18.18%	9.09%	0.00%	22	1.36
▼ Dr Afaque Quraishi (Bio-Molecules)	78.26%	21.74%	0.00%	0.00%	23	1.22

Q3

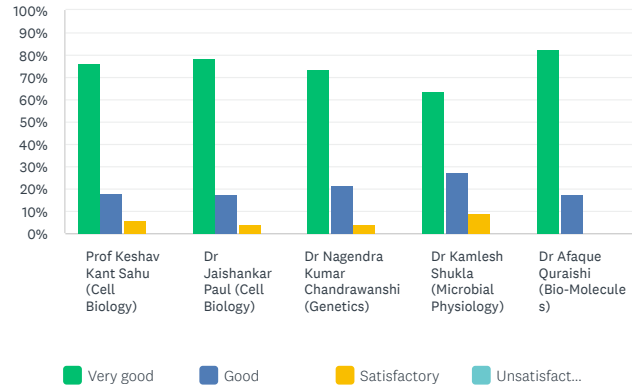


Customize

Save as ▼

Sincerity / Commitment of the teacher

Answered: 23 Skipped: 0



	VERY GOOD	GOOD	SATISFACTORY	UNSATISFACTORY	TOTAL	WEIGHTED AVERAGE
▼ Prof Keshav Kant Sahu (Cell Biology)	76.47%	17.65%	5.88%	0.00%	17	1.29
▼ Dr Jaishankar Paul (Cell Biology)	78.26%	17.39%	4.35%	0.00%	23	1.26
▼ Dr Nagendra Kumar Chandrawanshi (Genetics)	73.91%	21.74%	4.35%	0.00%	23	1.30
▼ Dr Kamlesh Shukla (Microbial Physiology)	63.64%	27.27%	9.09%	0.00%	22	1.45
▼ Dr Afaque Quraishi (Bio-Molecules)	82.61%	17.39%	0.00%	0.00%	23	1.17

Q4

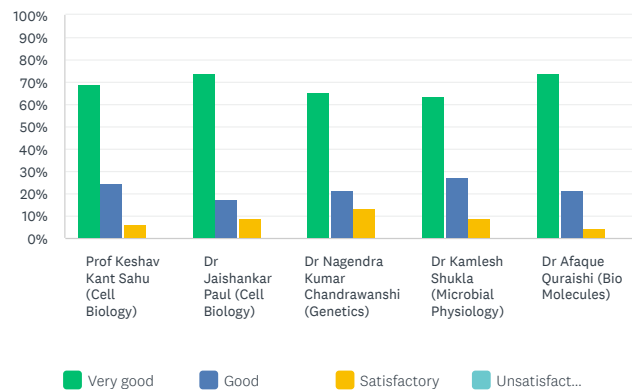


Customize

Save as ▼



Interest generated by the teacher

Answered: 23 Skipped: 0



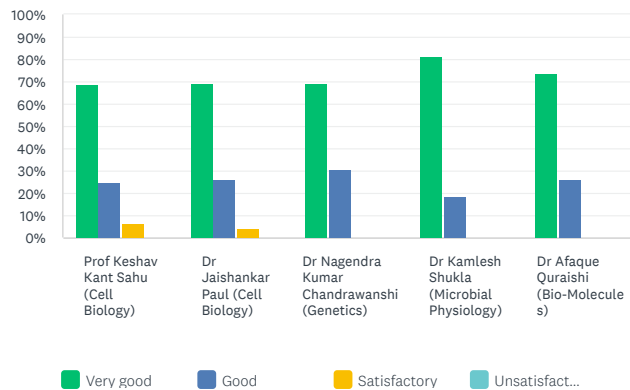
	VERY GOOD	GOOD	SATISFACTORY	UNSATISFACTORY	TOTAL	WEIGHTED AVERAGE
▼ Prof Keshav Kant Sahu (Cell Biology)	68.75%	25.00%	6.25%	0.00%	16	1.38
▼ Dr Jaishankar Paul (Cell Biology)	73.91%	17.39%	8.70%	0.00%	23	1.35
▼ Dr Nagendra Kumar Chandrawanshi (Genetics)	65.22%	21.74%	13.04%	0.00%	23	1.48
▼ Dr Kamlesh Shukla (Microbial Physiology)	63.64%	27.27%	9.09%	0.00%	22	1.45
▼ Dr Afaque Quraishi (Bio-Molecules)	73.91%	21.74%	4.35%	0.00%	23	1.30

Q5


 Customize
 
 Save as ▼



Ability to integrate course material with environment / other issues, to provide a broader perspective

Answered: 23 Skipped: 0



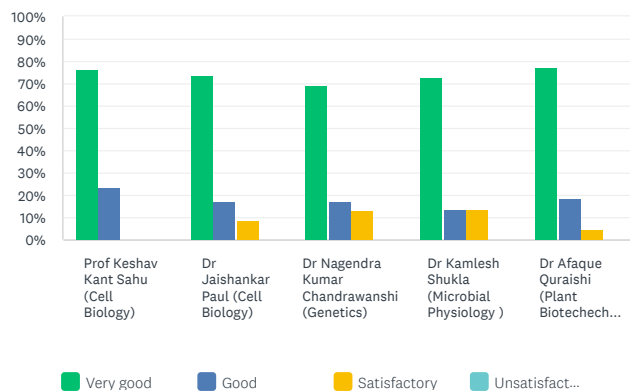
	VERY GOOD	GOOD	SATISFACTORY	UNSATISFACTORY	TOTAL	WEIGHTED AVERAGE
Prof Keshav Kant Sahu (Cell Biology)	68.75% 11	25.00% 4	6.25% 1	0.00% 0	16	1.38
Dr Jaishankar Paul (Cell Biology)	69.57% 16	26.09% 6	4.35% 1	0.00% 0	23	1.35
Dr Nagendra Kumar Chandrawanshi (Genetics)	69.57% 16	30.43% 7	0.00% 0	0.00% 0	23	1.30
Dr Kamlesh Shukla (Microbial Physiology)	81.82% 18	18.18% 4	0.00% 0	0.00% 0	22	1.18
Dr Afaque Quraishi (Bio-Molecules)	73.91% 17	26.09% 6	0.00% 0	0.00% 0	23	1.26

Q6


 Customize
 
 Save as ▼



Ability to integrate content with other courses

Answered: 23 Skipped: 0



	VERY GOOD	GOOD	SATISFACTORY	UNSATISFACTORY	TOTAL	WEIGHTED AVERAGE
Prof Keshav Kant Sahu (Cell Biology)	76.47% 13	23.53% 4	0.00% 0	0.00% 0	17	1.24
Dr Jaishankar Paul (Cell Biology)	73.91% 17	17.39% 4	8.70% 2	0.00% 0	23	1.35
Dr Nagendra Kumar Chandrawanshi (Genetics)	69.57% 16	17.39% 4	13.04% 3	0.00% 0	23	1.43
Dr Kamlesh Shukla (Microbial Physiology)	72.73% 16	13.64% 3	13.64% 3	0.00% 0	22	1.41
Dr Afaque Quraishi (Plant Biotechnology)	77.27% 17	18.18% 4	4.55% 1	0.00% 0	22	1.27

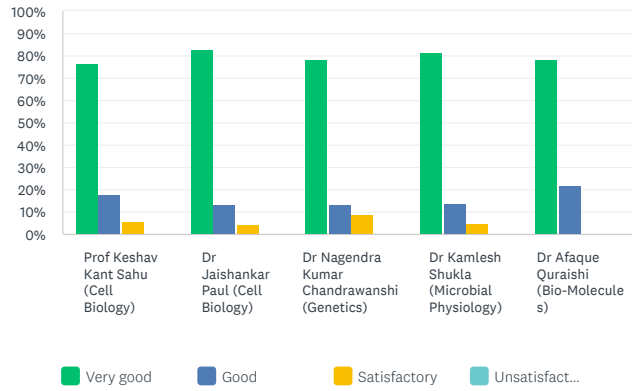
Q7


 Customize
 
 Save as ▼

Accessibility of the teacher in and out of the class (include availability of the teacher to motivate further study and discussion outside class)

teacher to motivate further study and discussion outside class)

Answered: 23 Skipped: 0



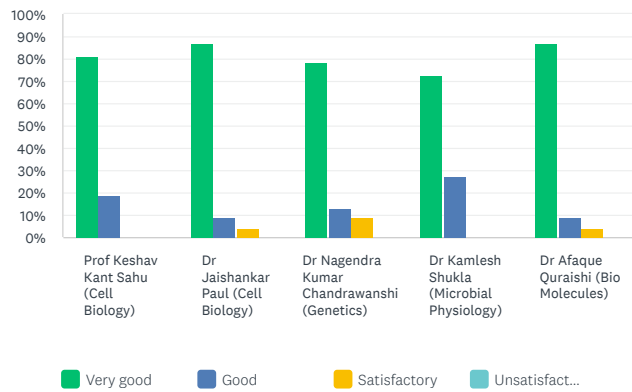
	VERY GOOD	GOOD	SATISFACTORY	UNSATISFACTORY	TOTAL	WEIGHTED AVERAGE
Prof Keshav Kant Sahu (Cell Biology)	76.47% 13	17.65% 3	5.88% 1	0.00% 0	17	1.29
Dr Jaishankar Paul (Cell Biology)	82.61% 19	13.04% 3	4.35% 1	0.00% 0	23	1.22
Dr Nagendra Kumar Chandrawanshi (Genetics)	78.26% 18	13.04% 3	8.70% 2	0.00% 0	23	1.30
Dr Kamlesh Shukla (Microbial Physiology)	81.82% 18	13.64% 3	4.55% 1	0.00% 0	22	1.23
Dr Afaque Quraishi (Bio-Molecules)	78.26% 18	21.74% 5	0.00% 0	0.00% 0	23	1.22

Q8

Customize Save as

Ability to design quizzes / tests / assignment / examination and projects to evaluate students' understanding of the course

Answered: 23 Skipped: 0



	VERY GOOD	GOOD	SATISFACTORY	UNSATISFACTORY	TOTAL	WEIGHTED AVERAGE
Prof Keshav Kant Sahu (Cell Biology)	81.25% 13	18.75% 3	0.00% 0	0.00% 0	16	1.19
Dr Jaishankar Paul (Cell Biology)	86.96% 20	8.70% 2	4.35% 1	0.00% 0	23	1.17
Dr Nagendra Kumar Chandrawanshi (Genetics)	78.26% 18	13.04% 3	8.70% 2	0.00% 0	23	1.30
Dr Kamlesh Shukla (Microbial Physiology)	72.73% 16	27.27% 6	0.00% 0	0.00% 0	22	1.27
Dr Afaque Quraishi (Bio Molecules)	86.96% 20	8.70% 2	4.35% 1	0.00% 0	23	1.17

Q9

CHART TYPE DISPLAY OPTIONS COLORS LABELS

Overall rating

Prof Keshav Kant Sahu (Cell Biology)

Dr Jaishankar Paul (Cell Biology)



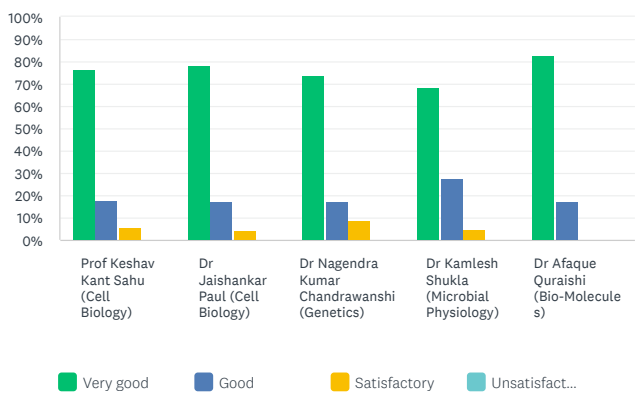
Dr Nagendra Kumar Chandrawanshi (Genetics)

Apply to all (Some may not change) ?

CANCEL SAVE

Overall rating

Answered: 23 Skipped: 0



	VERY GOOD	GOOD	SATISFACTORY	UNSATISFACTORY	TOTAL	WEIGHTED AVERAGE
Prof Keshav Kant Sahu (Cell Biology)	76.47% 13	17.65% 3	5.88% 1	0.00% 0	17	1.29
Dr Jaishankar Paul (Cell Biology)	78.26% 18	17.39% 4	4.35% 1	0.00% 0	23	1.26
Dr Nagendra Kumar Chandrawanshi (Genetics)	73.91% 17	17.39% 4	8.70% 2	0.00% 0	23	1.35
Dr Kamlesh Shukla (Microbial Physiology)	68.18% 15	27.27% 6	4.55% 1	0.00% 0	22	1.36
Dr Afaque Quraishi (Bio-Molecules)	82.61% 19	17.39% 4	0.00% 0	0.00% 0	23	1.17

Q10

Save as

Suggestion

Answered: 9 Skipped: 14

RESPONSES (9) WORD CLOUD TAGS (0) Sentiments: OFF

Filter: by tag Search responses

Showing 9 responses

- Revision of the main topic
6/4/2022 12:39 PM [View respondent's answers](#) [Add tags](#)
- No
6/4/2022 12:32 PM [View respondent's answers](#) [Add tags](#)
- No suggestion.. There are teaching very well
2/19/2022 12:11 PM [View respondent's answers](#) [Add tags](#)
- No suggestion.. Each and everyone are giving there best
2/18/2022 8:14 PM [View respondent's answers](#) [Add tags](#)

ENGLISH



EXPORTS

RESPONDENTS: 32 of 32

ADD TO DASHBOARD SAVE AS

PAID FEATURE Export your survey data in .PDF, .XLS, .CSV, .PPTX, or SPSS format.

QUESTION SUMMARIES INSIGHTS AND DATA TRENDS INDIVIDUAL RESPONSES

Upgrade Learn more »

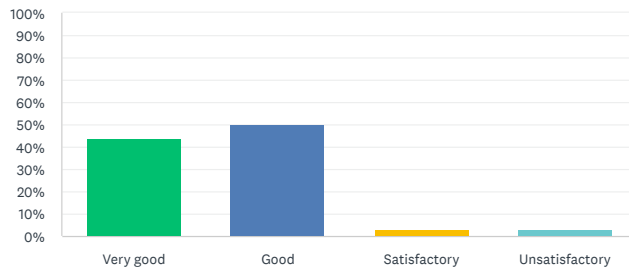
Page 1: Questionnaire - 1

Q1

Customize Save as

Depth of the course content including project work, if any

Answered: 32 Skipped: 0



ANSWER CHOICES

RESPONSES

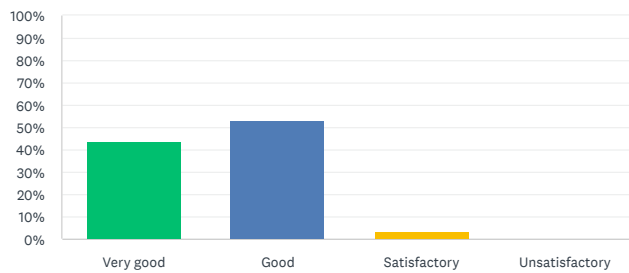
Very good	43.75%	14
Good	50.00%	16
Satisfactory	3.13%	1
Unsatisfactory	3.13%	1
TOTAL		32

Q2

Customize Save as

Extent of coverage of course

Answered: 32 Skipped: 0



ANSWER CHOICES

RESPONSES


Very good	43.75%	14
Good	53.13%	17
Satisfactory	3.13%	1
Unsatisfactory	0.00%	0
TOTAL		32

Q3

Customize Save as

Applicability / relevance to real life situations

Answered: 32 Skipped: 0





ANSWER CHOICES

RESPONSES

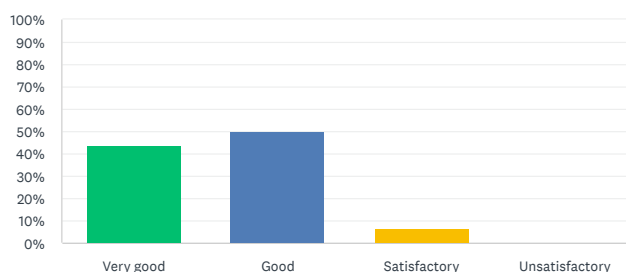
Very good	37.50%	12
Good	53.13%	17
Satisfactory	9.38%	3
Unsatisfactory	0.00%	0
TOTAL		32

Q4

Customize Save as

Learning value (in terms of knowledge, concepts, manual skills, analytical abilities and broadening perspectives)

Answered: 32 Skipped: 0



ANSWER CHOICES

RESPONSES

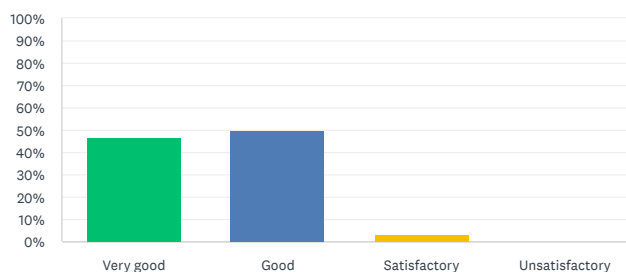
Very good	43.75%	14
Good	50.00%	16
Satisfactory	6.25%	2
Unsatisfactory	0.00%	0
TOTAL		32

Q5

Customize Save as

Clarity and relevance of textual reading material

Answered: 32 Skipped: 0



ANSWER CHOICES

RESPONSES

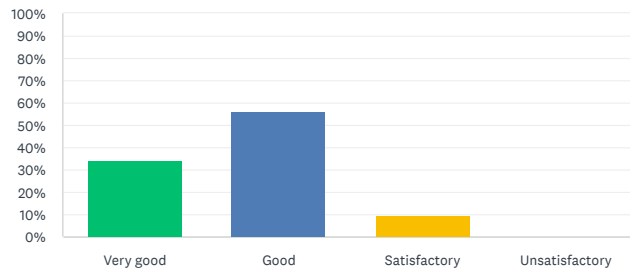
Very good	46.88%	15
Good	50.00%	16
Satisfactory	3.13%	1
Unsatisfactory	0.00%	0
TOTAL		32

Q6

Customize Save as

Relevance of additional source material (Library)

Answered: 32 Skipped: 0



ANSWER CHOICES

- Very good
- Good
- Satisfactory
- Unsatisfactory

RESPONSES

Category	Percentage	Count
Very good	34.38%	11
Good	56.25%	18
Satisfactory	9.38%	3
Unsatisfactory	0.00%	0

TOTAL

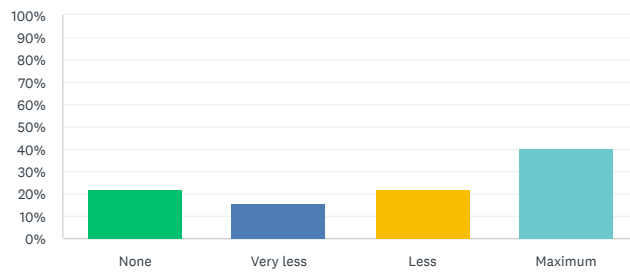
32

Q7

[Customize](#) [Save as](#)

Extent of effort required by students (you) to cope with the course/ program

Answered: 32 Skipped: 0



ANSWER CHOICES

- None
- Very less
- Less
- Maximum

RESPONSES

Category	Percentage	Count
None	21.88%	7
Very less	15.63%	5
Less	21.88%	7
Maximum	40.63%	13

TOTAL

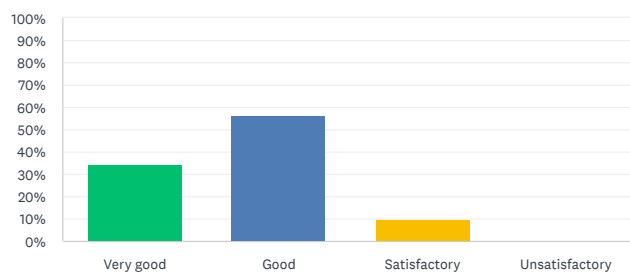
32

Q8

[Customize](#) [Save as](#)

Provision of sufficient time for feedback

Answered: 32 Skipped: 0



ANSWER CHOICES

- Very good
- Good
- Satisfactory
- Unsatisfactory

RESPONSES

Category	Percentage	Count
Very good	34.38%	11
Good	56.25%	18
Satisfactory	9.38%	3
Unsatisfactory	0.00%	0

TOTAL

32

Q9

CHART TYPE DISPLAY OPTIONS COLORS LABELS

Overall rating

Very good

Good

Satisfactory

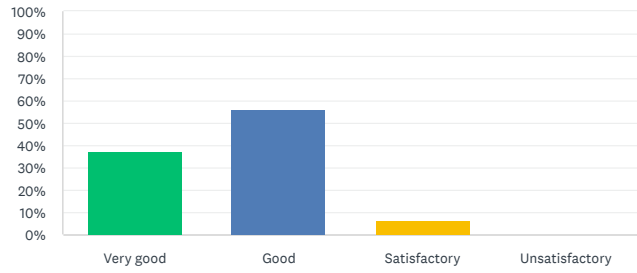
Apply to all (Some may not change) ?

CANCEL

SAVE

Overall rating

Answered: 32 Skipped: 0



ANSWER CHOICES

RESPONSES

ANSWER CHOICES	RESPONSES	
Very good	37.50%	12
Good	56.25%	18
Satisfactory	6.25%	2
Unsatisfactory	0.00%	0
TOTAL		32

ENGLISH



EXPORTS ?

RESPONDENTS: 32 of 32

ADD TO DASHBOARD SAVE AS

PAID FEATURE
Export your survey data in .PDF, .XLS, .CSV, .PPTX, or SPSS format.

Upgrade Learn more »

QUESTION SUMMARIES INSIGHTS AND DATA TRENDS INDIVIDUAL RESPONSES

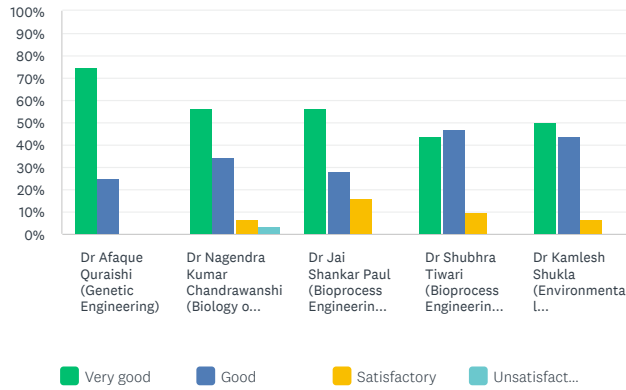
Page 1: SoS in Biotechnology

Q1

Customize Save as ▼

Knowledge base of the teacher (as perceived by you)

Answered: 32 Skipped: 0



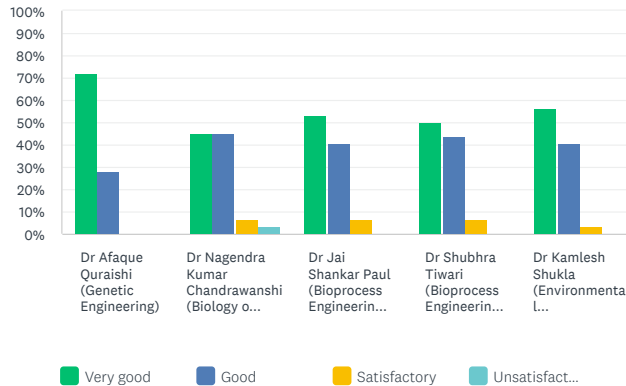
	VERY GOOD	GOOD	SATISFACTORY	UNSATISFACTORY	TOTAL	WEIGHTED AVERAGE
Dr Afaque Quraishi (Genetic Engineering)	75.00% 24	25.00% 8	0.00% 0	0.00% 0	32	1.25
Dr Nagendra Kumar Chandrawanshi (Biology of Immune System)	56.25% 18	34.38% 11	6.25% 2	3.13% 1	32	1.56
Dr Jai Shankar Paul (Bioprocess Engineering and Technology)	56.25% 18	28.13% 9	15.63% 5	0.00% 0	32	1.59
Dr Shubhra Tiwari (Bioprocess Engineering and Technology)	43.75% 14	46.88% 15	9.38% 3	0.00% 0	32	1.66
Dr Kamlesh Shukla (Environmental Biotechnology)	50.00% 16	43.75% 14	6.25% 2	0.00% 0	32	1.56

Q2

Customize Save as ▼

Communication skills (in terms of articulation and comprehensibility)

Answered: 32 Skipped: 0



	VERY GOOD	GOOD	SATISFACTORY	UNSATISFACTORY	TOTAL	WEIGHTED AVERAGE
Dr Afaque Quraishi (Genetic Engineering)	71.88% 23	28.13% 9	0.00% 0	0.00% 0	32	1.28

▼ Dr Nagendra Kumar Chandrawanshi (Biology of Immune System)	45.16% 14	45.16% 14	6.45% 2	3.23% 1	31	1.68
▼ Dr Jai Shankar Paul (Bioprocess Engineering and Technology)	53.13% 17	40.63% 13	6.25% 2	0.00% 0	32	1.53
▼ Dr Shubhra Tiwari (Bioprocess Engineering and Technology)	50.00% 16	43.75% 14	6.25% 2	0.00% 0	32	1.56
▼ Dr Kamlesh Shukla (Environmental Biotechnology)	56.25% 18	40.63% 13	3.13% 1	0.00% 0	32	1.47

Q3

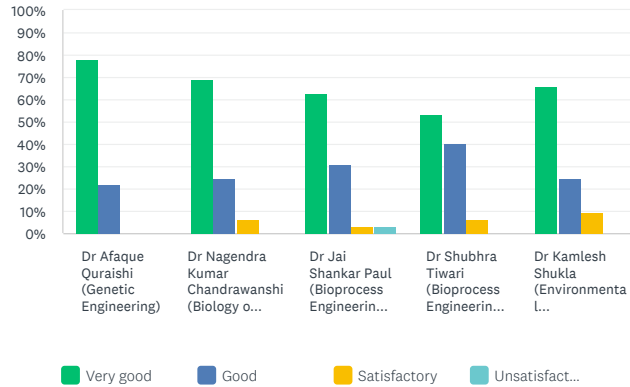


Customize

Save as ▼

Sincerity / Commitment of the teacher

Answered: 32 Skipped: 0



	VERY GOOD	GOOD	SATISFACTORY	UNSATISFACTORY	TOTAL	WEIGHTED AVERAGE
▼ Dr Afaque Quraishi (Genetic Engineering)	78.13% 25	21.88% 7	0.00% 0	0.00% 0	32	1.22
▼ Dr Nagendra Kumar Chandrawanshi (Biology of Immune System)	68.75% 22	25.00% 8	6.25% 2	0.00% 0	32	1.38
▼ Dr Jai Shankar Paul (Bioprocess Engineering and Technology)	62.50% 20	31.25% 10	3.13% 1	3.13% 1	32	1.47
▼ Dr Shubhra Tiwari (Bioprocess Engineering and Technology)	53.13% 17	40.63% 13	6.25% 2	0.00% 0	32	1.53
▼ Dr Kamlesh Shukla (Environmental Biotechnology)	65.63% 21	25.00% 8	9.38% 3	0.00% 0	32	1.44

Q4

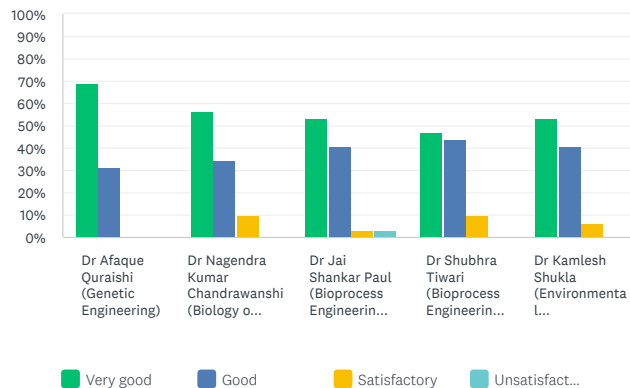


Customize

Save as ▼

Interest generated by the teacher

Answered: 32 Skipped: 0



	VERY GOOD	GOOD	SATISFACTORY	UNSATISFACTORY	TOTAL	WEIGHTED AVERAGE
▼ Dr Afaque Quraishi (Genetic Engineering)	68.75% 22	31.25% 10	0.00% 0	0.00% 0	32	1.31
▼ Dr Nagendra Kumar Chandrawanshi (Biology of Immune System)	56.25% 18	34.38% 11	9.38% 3	0.00% 0	32	1.53
▼ Dr Jai Shankar Paul (Bioprocess Engineering and Technology)	53.13% 17	40.63% 13	6.25% 2	0.00% 0	32	1.56

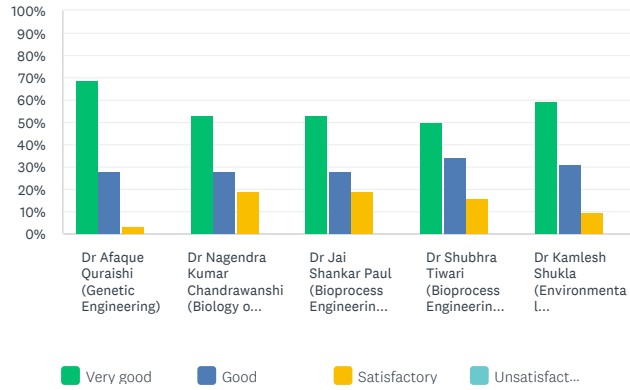
▼ Dr Shubhra Tiwari (Bioprocess Engineering and Technology)	46.88%	43.75%	9.38%	0.00%	32	1.63
▼ Dr Kamlesh Shukla (Environmental Biotechnology)	53.13%	40.63%	6.25%	0.00%	32	1.53

Q5

Customize Save as ▼

Ability to integrate course material with environment / other issues, to provide a broader perspective

Answered: 32 Skipped: 0



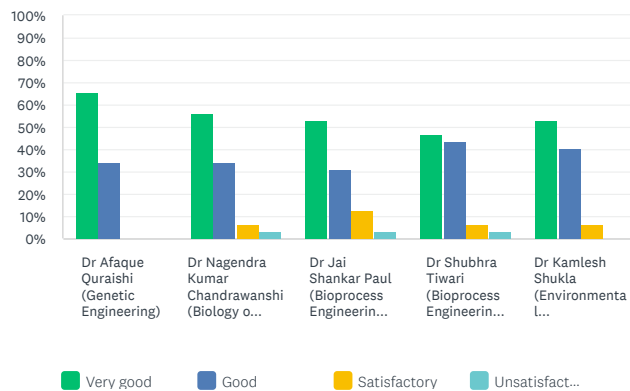
	VERY GOOD	GOOD	SATISFACTORY	UNSATISFACTORY	TOTAL	WEIGHTED AVERAGE
▼ Dr Afaque Quraishi (Genetic Engineering)	68.75% 22	28.13% 9	3.13% 1	0.00% 0	32	1.34
▼ Dr Nagendra Kumar Chandrawanshi (Biology of Immune System)	53.13% 17	28.13% 9	18.75% 6	0.00% 0	32	1.66
▼ Dr Jai Shankar Paul (Bioprocess Engineering and Technology)	53.13% 17	28.13% 9	18.75% 6	0.00% 0	32	1.66
▼ Dr Shubhra Tiwari (Bioprocess Engineering and Technology)	50.00% 16	34.38% 11	15.63% 5	0.00% 0	32	1.66
▼ Dr Kamlesh Shukla (Environmental Biotechnology)	59.38% 19	31.25% 10	9.38% 3	0.00% 0	32	1.50

Q6

Customize Save as ▼

Ability to integrate content with other courses

Answered: 32 Skipped: 0



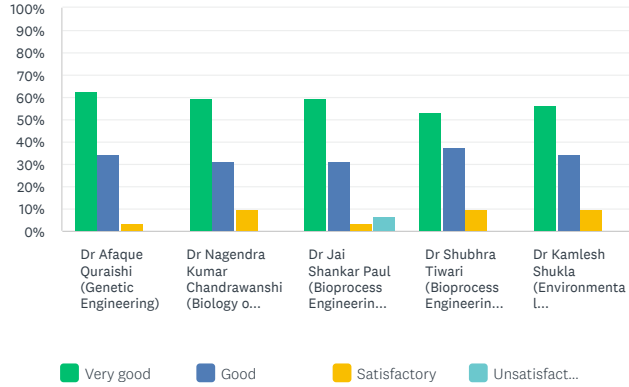
	VERY GOOD	GOOD	SATISFACTORY	UNSATISFACTORY	TOTAL	WEIGHTED AVERAGE
▼ Dr Afaque Quraishi (Genetic Engineering)	65.63% 21	34.38% 11	0.00% 0	0.00% 0	32	1.34
▼ Dr Nagendra Kumar Chandrawanshi (Biology of Immune System)	56.25% 18	34.38% 11	6.25% 2	3.13% 1	32	1.56
▼ Dr Jai Shankar Paul (Bioprocess Engineering and Technology)	53.13% 17	31.25% 10	12.50% 4	3.13% 1	32	1.66
▼ Dr Shubhra Tiwari (Bioprocess Engineering and Technology)	46.88% 15	43.75% 14	6.25% 2	3.13% 1	32	1.66
▼ Dr Kamlesh Shukla (Environmental Biotechnology)	53.13% 17	40.63% 13	6.25% 2	0.00% 0	32	1.53

Q7

Customize Save as

Accessibility of the teacher in and out of the class (include availability of the teacher to motivate further study and discussion outside class)

Answered: 32 Skipped: 0



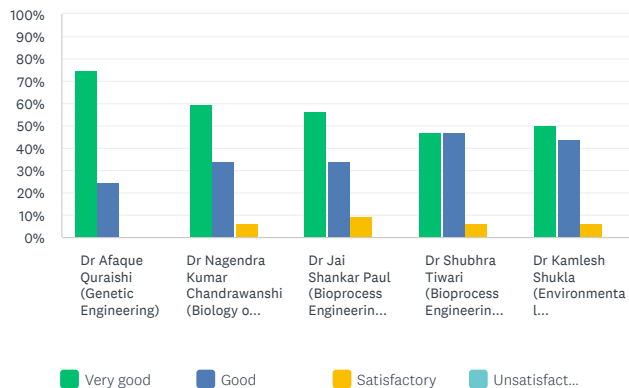
	VERY GOOD	GOOD	SATISFACTORY	UNSATISFACTORY	TOTAL	WEIGHTED AVERAGE
Dr Afaque Quraishi (Genetic Engineering)	62.50% 20	34.38% 11	3.13% 1	0.00% 0	32	1.41
Dr Nagendra Kumar Chandrawanshi (Biology of Immune System)	59.38% 19	31.25% 10	9.38% 3	0.00% 0	32	1.50
Dr Jai Shankar Paul (Bioprocess Engineering and Technology)	59.38% 19	31.25% 10	3.13% 1	6.25% 2	32	1.56
Dr Shubhra Tiwari (Bioprocess Engineering and Technology)	53.13% 17	37.50% 12	9.38% 3	0.00% 0	32	1.56
Dr Kamlesh Shukla (Environmental Biotechnology)	56.25% 18	34.38% 11	9.38% 3	0.00% 0	32	1.53

Q8

Customize Save as

Ability to design quizzes / tests / assignment / examination and projects to evaluate students' understanding of the course

Answered: 32 Skipped: 0



	VERY GOOD	GOOD	SATISFACTORY	UNSATISFACTORY	TOTAL	WEIGHTED AVERAGE
Dr Afaque Quraishi (Genetic Engineering)	75.00% 24	25.00% 8	0.00% 0	0.00% 0	32	1.25
Dr Nagendra Kumar Chandrawanshi (Biology of Immune System)	59.38% 19	34.38% 11	6.25% 2	0.00% 0	32	1.47
Dr Jai Shankar Paul (Bioprocess Engineering and Technology)	56.25% 18	34.38% 11	9.38% 3	0.00% 0	32	1.53
Dr Shubhra Tiwari (Bioprocess Engineering and Technology)	46.88% 15	46.88% 15	6.25% 2	0.00% 0	32	1.59
Dr Kamlesh Shukla (Environmental Biotechnology)	50.00% 16	43.75% 14	6.25% 2	0.00% 0	32	1.56

Q9

CHART TYPE DISPLAY OPTIONS COLORS LABELS

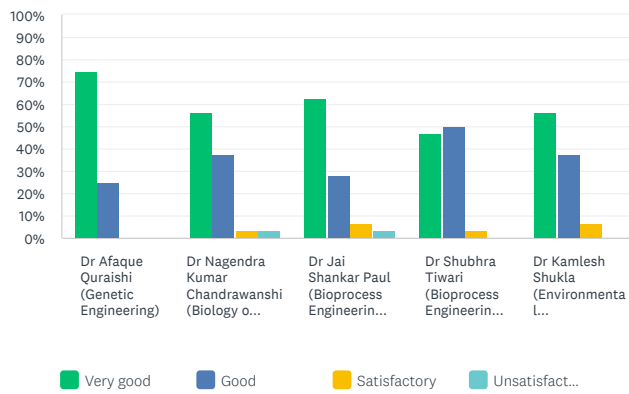
- Overall rating
- Dr Afaque Quraishi (Genetic Engineering)
- Dr Nagendra Kumar Chandrawanshi (Biology of Immune System)
- Dr Jai Shankar Paul (Bioprocess Engineering and Technology)

Apply to all (Some may not change) ?

CANCEL SAVE

Overall rating

Answered: 32 Skipped: 0



	VERY GOOD	GOOD	SATISFACTORY	UNSATISFACTORY	TOTAL	WEIGHTED AVERAGE
Dr Afaque Quraishi (Genetic Engineering)	75.00% 24	25.00% 8	0.00% 0	0.00% 0	32	1.25
Dr Nagendra Kumar Chandrawanshi (Biology of Immune System)	56.25% 18	37.50% 12	3.13% 1	3.13% 1	32	1.53
Dr Jai Shankar Paul (Bioprocess Engineering and Technology)	62.50% 20	28.13% 9	6.25% 2	3.13% 1	32	1.50
Dr Shubhra Tiwari (Bioprocess Engineering and Technology)	46.88% 15	50.00% 16	3.13% 1	0.00% 0	32	1.56
Dr Kamlesh Shukla (Environmental Biotechnology)	56.25% 18	37.50% 12	6.25% 2	0.00% 0	32	1.50

Q10

Save as

Suggestion

Answered: 6 Skipped: 26

RESPONSES (6) WORD CLOUD TAGS (0)

Sentiments: OFF

Filter: by tag Search responses

Showing 6 responses

The decorum of student and teacher is being violated by undue favor for a particular student by some professors which shouldn't be happening.
2/18/2022 10:14 AM [View respondent's answers](#) Add tags

No everything is good
2/16/2022 3:59 PM [View respondent's answers](#) Add tags

Good
2/16/2022 3:11 PM [View respondent's answers](#) Add tags

No

2/16/2022 3:05 PM

[View respondent's answers](#)

[Add tags](#) ▼

ENGLISH

[About Momentive](#) • [Careers](#) • [Developers](#) • [Privacy Notice](#) • [California Privacy Notice](#) • [Email Opt-In](#) • [Help](#) • [Cookies Notice](#) • [Copyright © 1999-2022 Momentive](#) • [Cookies Preferences](#)



EXPORTS

PAID FEATURE
Export your survey data in .PDF, .XLS, .CSV, .PPTX, or SPSS format.

[Upgrade](#) [Learn more »](#)

RESPONDENTS: 36 of 36

[ADD TO DASHBOARD](#) [SAVE AS](#)

[QUESTION SUMMARIES](#) [INSIGHTS AND DATA TRENDS](#) [INDIVIDUAL RESPONSES](#)

Page 1:

Q1

Save as ▾

Address

Answered: 35 Skipped: 1

ANSWER CHOICES	RESPONSES
Name (नाम) :	Responses 100.00% 35
Gender (लिंग) :	Responses 100.00% 35
Age (उम्र) :	Responses 97.14% 34
Name of the Student (छात्र/छात्रा का नाम):	Responses 100.00% 35
Occupation (व्यवसाय):	Responses 100.00% 35
Address (पता):	Responses 100.00% 35
Year Passed Out:	Responses 0.00% 0
Contact address:	Responses 0.00% 0
Email Address	Responses 0.00% 0
Phone or Mobile Number (फोन या मोबाइल नंबर):	Responses 100.00% 35

Q2

[CHART TYPE](#) [DISPLAY OPTIONS](#) [COLORS](#) [LABELS](#)

Agree (सहमत)

Neutral (तटस्थ)

Disagree (असहमत)

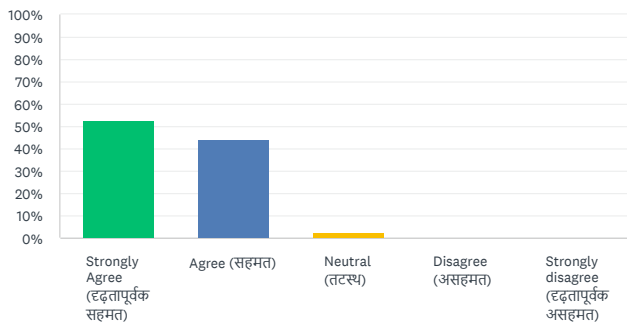
Strongly disagree (दृढ़तापूर्वक असहमत)

Apply to all (Some may not change) ⓘ

[CANCEL](#) [SAVE](#)

Getting admission to the University for my ward is a matter of pride for me. (मेरे बेटे/बेटी के लिए विश्वविद्यालय में प्रवेश मिलना मेरे लिए गर्व की बात है।)

Answered: 36 Skipped: 0



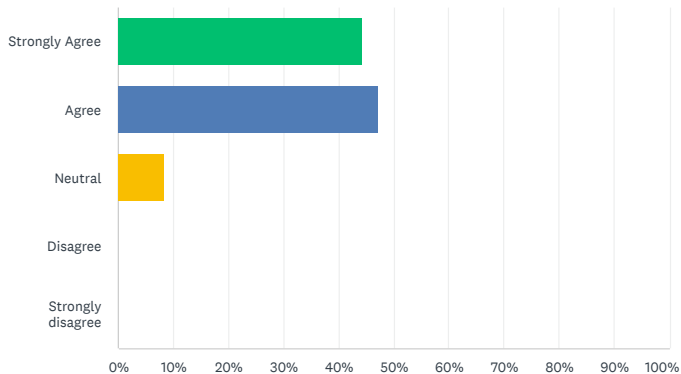
ANSWER CHOICES	RESPONSES
Strongly Agree (दृढ़तापूर्वक सहमत)	52.78% 19
Agree (सहमत)	44.44% 16
Neutral (तटस्थ)	2.78% 1
Disagree (असहमत)	0.00% 0
Strongly disagree (दृढ़तापूर्वक असहमत)	0.00% 0

Q3

Customize Save as

The admission process in the University is fair and accurate and the University Employees are cooperative. (विश्वविद्यालय में प्रवेश प्रक्रिया निष्पक्ष और सटीक है और विश्वविद्यालय के कर्मचारी सहयोगी हैं।)

Answered: 36 Skipped: 0



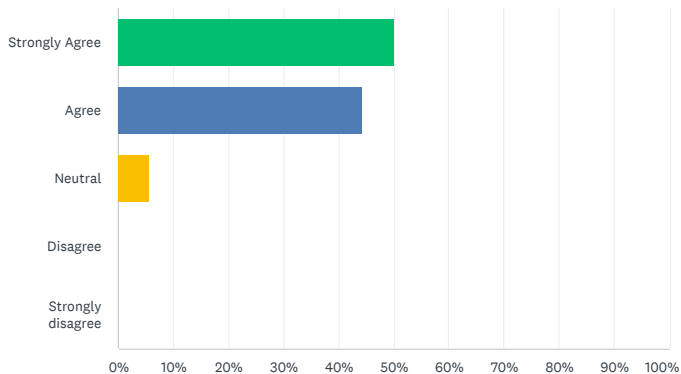
ANSWER CHOICES	RESPONSES	
Strongly Agree	44.44%	16
Agree	47.22%	17
Neutral	8.33%	3
Disagree	0.00%	0
Strongly disagree	0.00%	0
TOTAL		36

Q4

Customize Save as

My ward is improving his knowledge base through interaction with professors of the University. (मेरा बच्चा विश्वविद्यालय के प्रोफेसरों के साथ बातचीत के माध्यम से अपने ज्ञान के आधार में सुधार कर रहा है।)

Answered: 36 Skipped: 0



ANSWER CHOICES	RESPONSES	
Strongly Agree	50.00%	18
Agree	44.44%	16
Neutral	5.56%	2
Disagree	0.00%	0
Strongly disagree	0.00%	0
TOTAL		36

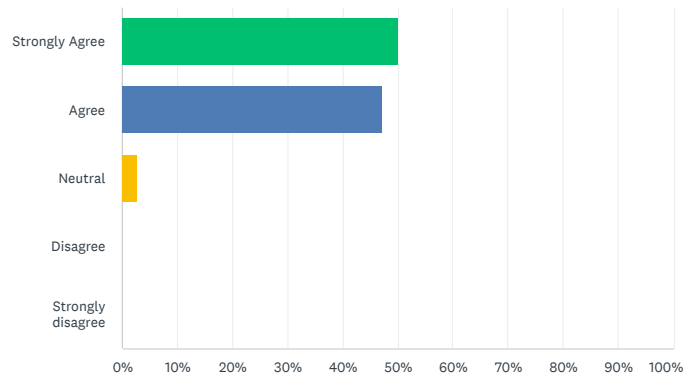


Q5

Customize Save as

The discipline in the University is good. and also The atmosphere in the University is conducive for learning. (विश्वविद्यालय में अनुशासन अच्छा है; साथ ही विश्वविद्यालय का माहौल सीखने के लिए अनुकूल है।)

Answered: 36 Skipped: 0



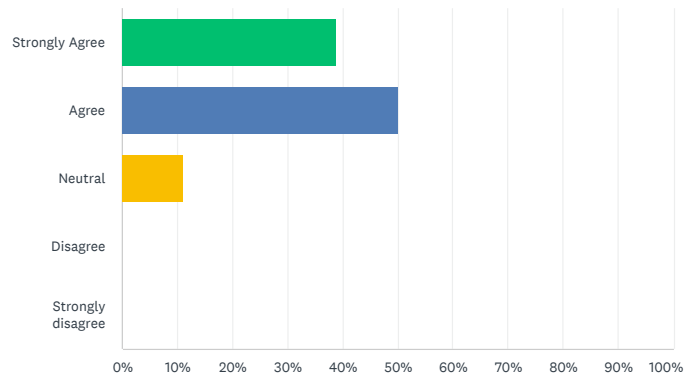
ANSWER CHOICES	RESPONSES	
Strongly Agree	50.00%	18
Agree	47.22%	17
Neutral	2.78%	1
Disagree	0.00%	0
Strongly disagree	0.00%	0
TOTAL		36

Q6

Customize Save as

There is a positive change in the behavior of my ward after joining the University. (विश्वविद्यालय में प्रवेश लेने के बाद मेरे बच्चे के व्यवहार में सकारात्मक परिवर्तन आया है।)

Answered: 36 Skipped: 0



ANSWER CHOICES	RESPONSES	
Strongly Agree	38.89%	14
Agree	50.00%	18
Neutral	11.11%	4
Disagree	0.00%	0
Strongly disagree	0.00%	0
TOTAL		36

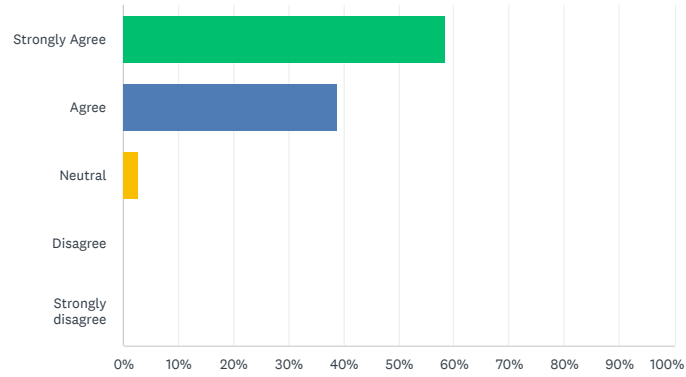
Q7

Customize Save as

I have great respect for Pt. Ravishankar Shukla University. and Pt. Ravishankar Shukla University is one of the best Universities in CG. (मैं पं. रविशंकर शुक्ल विश्वविद्यालय का बहुत सम्मान करता हूँ। और पं. रविशंकर शुक्ल विश्वविद्यालय

रावशेकर शुक्ला विश्वविद्यालय का बहुत सम्मान करता हूँ। और प. रावशेकर शुक्ला विश्वविद्यालय छत्तीसगढ़ के सर्वश्रेष्ठ विश्वविद्यालयों में से एक है।)

Answered: 36 Skipped: 0



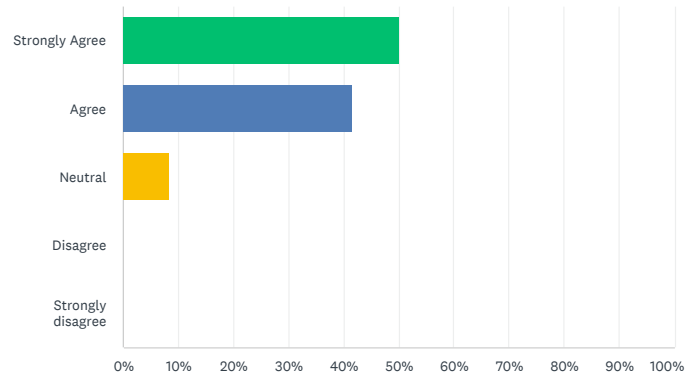
ANSWER CHOICES	RESPONSES	
Strongly Agree	58.33%	21
Agree	38.89%	14
Neutral	2.78%	1
Disagree	0.00%	0
Strongly disagree	0.00%	0
TOTAL		36

Q8

Customize Save as

The University information is accessible to all and The curriculum of the course is well designed and promotes the learning experience of the students. (विश्वविद्यालय की जानकारी सभी के लिए सुलभ है और पाठ्यक्रम का पाठ्यक्रम अच्छी तरह से डिजाइन किया गया है और छात्रों के सीखने के अनुभव को बढ़ावा देता है।)

Answered: 36 Skipped: 0



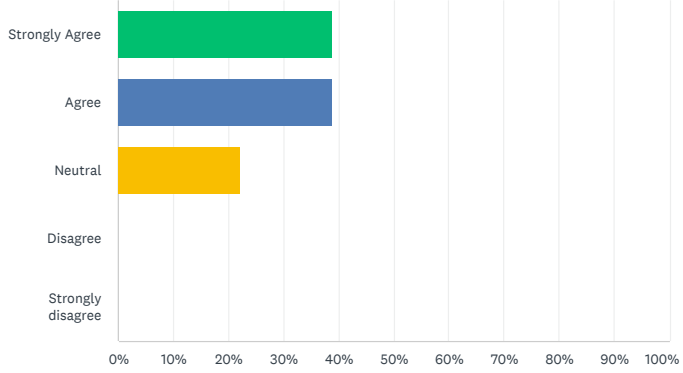
ANSWER CHOICES	RESPONSES	
Strongly Agree	50.00%	18
Agree	41.67%	15
Neutral	8.33%	3
Disagree	0.00%	0
Strongly disagree	0.00%	0
TOTAL		36

Q9

Customize Save as

Employability is given focus in the curriculum design, the curriculum incorporates recent changes in the area. (पाठ्यक्रम डिजाइन में रोजगार पर ध्यान दिया जाता है, और पाठ्यक्रम क्षेत्र में हाल के परिवर्तनों को शामिल करता है।)

Answered: 36 Skipped: 0



ANSWER CHOICES	RESPONSES	
Strongly Agree	38.89%	14
Agree	38.89%	14
Neutral	22.22%	8
Disagree	0.00%	0
Strongly disagree	0.00%	0
TOTAL		36

Q10

Save as

Suggestions for further improvement:(आगे सुधार के लिए सुझावः)

Answered: 16 Skipped: 20

RESPONSES (16) WORD CLOUD TAGS (0)

Sentiments: OFF

Filter: by tag

Search responses

Showing 16 responses

2/18/2022 10:06 AM

[View respondent's answers](#) [Add tags](#)

Overall is very good

2/17/2022 11:20 PM

[View respondent's answers](#) [Add tags](#)

Modify college campus, provide more discussion, example, practice.

2/16/2022 10:57 PM

[View respondent's answers](#) [Add tags](#)

No

2/16/2022 10:13 PM

[View respondent's answers](#) [Add tags](#)

All good.

2/16/2022 10:01 PM

[View respondent's answers](#) [Add tags](#)

ENGLISH



EXPORTS

RESPONDENTS: 23 of 23

ADD TO DASHBOARD SAVE AS

PAID FEATURE
Export your survey data in .PDF, .XLS, .CSV, .PPTX, or SPSS format.

QUESTION SUMMARIES INSIGHTS AND DATA TRENDS INDIVIDUAL RESPONSES

Upgrade Learn more »

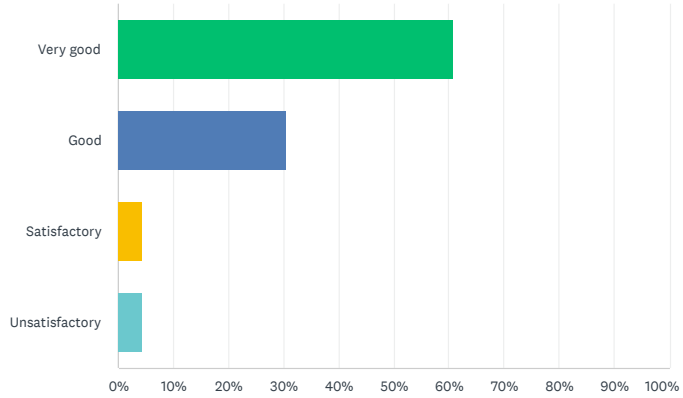
Page 1:

Q1

Customize Save as

Depth of the course content including project work, if any

Answered: 23 Skipped: 0



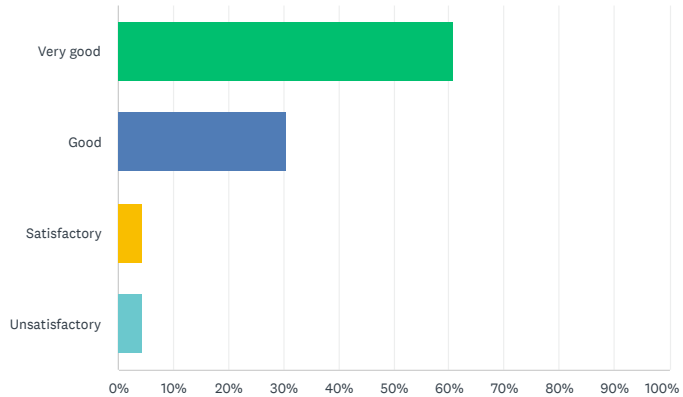
ANSWER CHOICES	RESPONSES	
Very good	60.87%	14
Good	30.43%	7
Satisfactory	4.35%	1
Unsatisfactory	4.35%	1
TOTAL		23

Q2

Customize Save as

Extent of coverage of course

Answered: 23 Skipped: 0



ANSWER CHOICES	RESPONSES	
Very good	60.87%	14
Good	30.43%	7
Satisfactory	4.35%	1
Unsatisfactory	4.35%	1
TOTAL		23

Q3

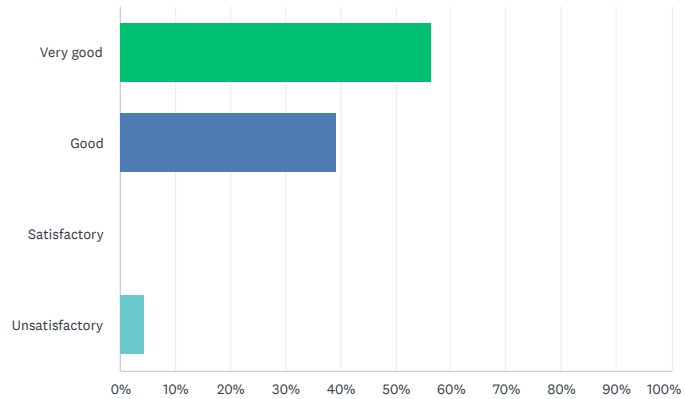


Customize

Save as ▼

Applicability / relevance to real life situations

Answered: 23 Skipped: 0



ANSWER CHOICES

RESPONSES

ANSWER CHOICES	RESPONSES	
▼ Very good	56.52%	13
▼ Good	39.13%	9
▼ Satisfactory	0.00%	0
▼ Unsatisfactory	4.35%	1
TOTAL		23

Q4

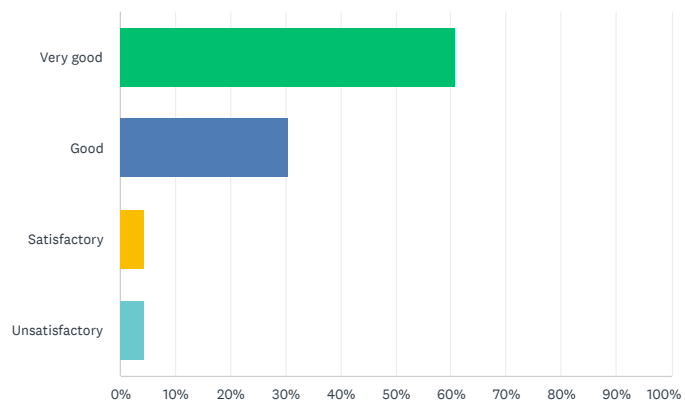


Customize

Save as ▼

Learning value (in terms of knowledge, concepts, manual skills, analytical abilities and broadening perspectives)

Answered: 23 Skipped: 0



ANSWER CHOICES

RESPONSES

ANSWER CHOICES	RESPONSES	
▼ Very good	60.87%	14
▼ Good	30.43%	7
▼ Satisfactory	4.35%	1
▼ Unsatisfactory	4.35%	1
TOTAL		23

Q5



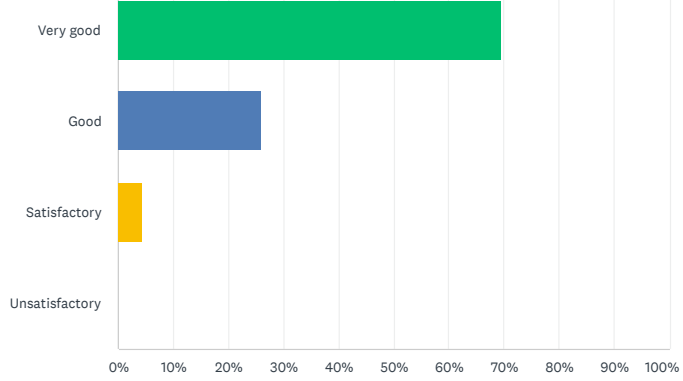
Customize

Save as ▼

Clarity and relevance of textual reading material

Answered: 23 Skipped: 0





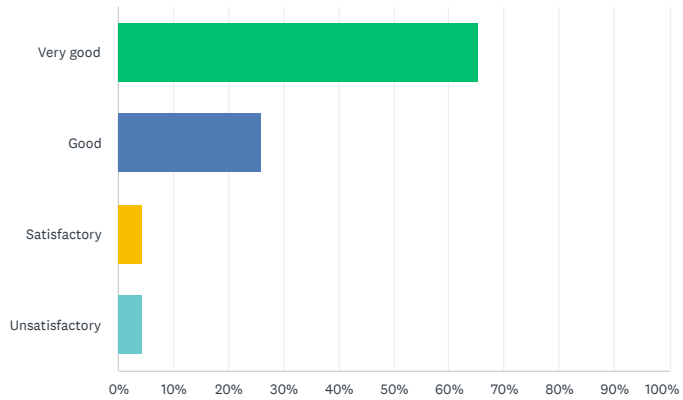
ANSWER CHOICES	RESPONSES	
Very good	69.57%	16
Good	26.09%	6
Satisfactory	4.35%	1
Unsatisfactory	0.00%	0
TOTAL		23

Q6

Customize Save as

Relevance of additional source material (Library)

Answered: 23 Skipped: 0



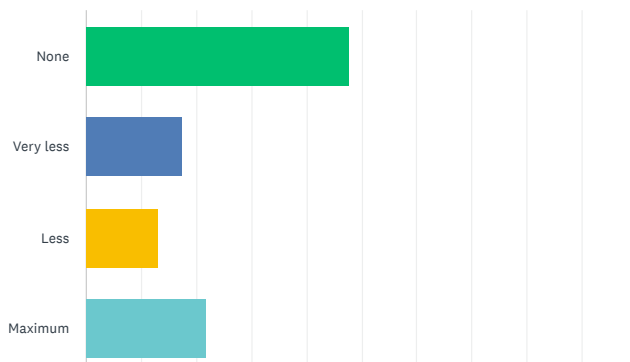
ANSWER CHOICES	RESPONSES	
Very good	65.22%	15
Good	26.09%	6
Satisfactory	4.35%	1
Unsatisfactory	4.35%	1
TOTAL		23

Q7

Customize Save as

Extent of effort required by students (you) to cope with the course/ program

Answered: 23 Skipped: 0



0% 10% 20% 30% 40% 50% 60% 70% 80% 90% 100%

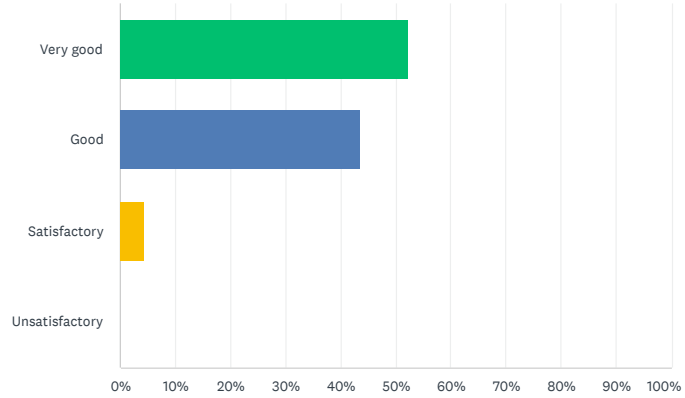
ANSWER CHOICES	RESPONSES	
None	47.83%	11
Very less	17.39%	4
Less	13.04%	3
Maximum	21.74%	5
TOTAL		23

Q8

Customize Save as

Provision of sufficient time for feedback

Answered: 23 Skipped: 0



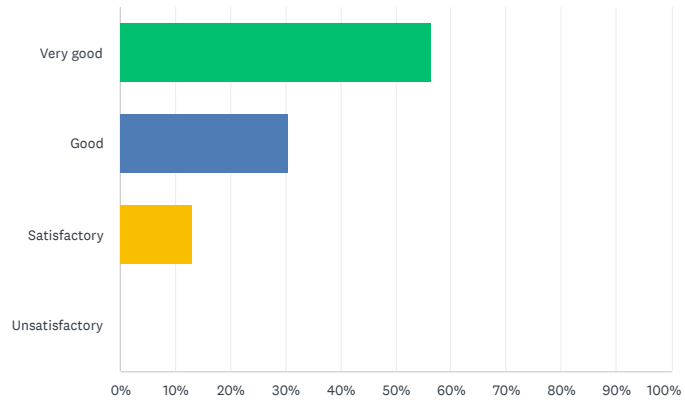
ANSWER CHOICES	RESPONSES	
Very good	52.17%	12
Good	43.48%	10
Satisfactory	4.35%	1
Unsatisfactory	0.00%	0
TOTAL		23

Q9

Customize Save as

Overall rating

Answered: 23 Skipped: 0



ANSWER CHOICES	RESPONSES	
Very good	56.52%	13
Good	30.43%	7
Satisfactory	13.04%	3
Unsatisfactory	0.00%	0
TOTAL		23

ENGLISH

[About Momentive](#) • [Careers](#) • [Developers](#) • [Privacy Notice](#) • [California Privacy Notice](#) • [Email Opt-In](#) • [Help](#) • [Cookies Notice](#) • [Copyright © 1999-2022 Momentive](#) • [Cookies Preferences](#)



EXPORTS

RESPONDENTS: 23 of 23

ADD TO DASHBOARD SAVE AS

PAID FEATURE
Export your survey data in .PDF, .XLS, .CSV, .PPTX, or SPSS format.

Upgrade Learn more »

QUESTION SUMMARIES INSIGHTS AND DATA TRENDS INDIVIDUAL RESPONSES

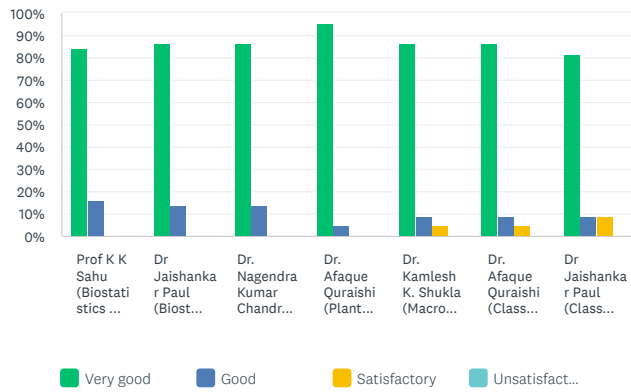
Page 1: SoS in Biotechnology

Q1

Customize Save as ▼

A knowledge base of the teacher (as perceived by you)

Answered: 22 Skipped: 1



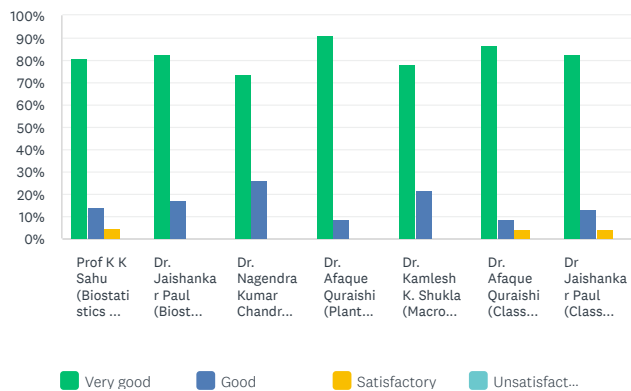
	VERY GOOD	GOOD	SATISFACTORY	UNSATISFACTORY	TOTAL	WEIGHTED AVERAGE
Prof K K Sahu (Biostatistics & Computer Application in Biotechnology)	84.21% 16	15.79% 3	0.00% 0	0.00% 0	19	1.16
Dr Jaishankar Paul (Biostatistics & Computer Application in Biotechnology)	86.36% 19	13.64% 3	0.00% 0	0.00% 0	22	1.14
Dr. Nagendra Kumar Chandrawanshi (Molecular Biology)	86.36% 19	13.64% 3	0.00% 0	0.00% 0	22	1.14
Dr. Afaque Quraishi (Plant Biotechnology)	95.45% 21	4.55% 1	0.00% 0	0.00% 0	22	1.05
Dr. Kamlesh K. Shukla (Macromolecules & Enzymology)	86.36% 19	9.09% 2	4.55% 1	0.00% 0	22	1.18
Dr. Afaque Quraishi (Class Seminar)	86.36% 19	9.09% 2	4.55% 1	0.00% 0	22	1.18
Dr Jaishankar Paul (Class Seminar)	81.82% 18	9.09% 2	9.09% 2	0.00% 0	22	1.27

Q2

Customize Save as ▼

Communication skills (in terms of articulation and comprehensibility)

Answered: 23 Skipped: 0



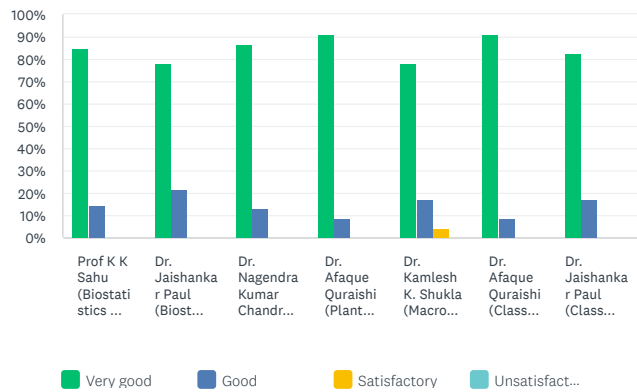
	VERY GOOD	GOOD	SATISFACTORY	UNSATISFACTORY	TOTAL	WEIGHTED AVERAGE
Prof K K Sahu (Biostatistics & Computer Application in Biotechnology)	80.95% 17	14.29% 3	4.76% 1	0.00% 0	21	1.24
Dr. Jaishankar Paul (Biostatistics & Computer Application in Biotechnology)	82.61% 19	17.39% 4	0.00% 0	0.00% 0	23	1.17
Dr. Nagendra Kumar Chandrawanshi (Molecular Biology)	73.91% 17	26.09% 6	0.00% 0	0.00% 0	23	1.26
Dr. Afaque Quraishi (Plant Biotechnology)	91.30% 21	8.70% 2	0.00% 0	0.00% 0	23	1.09
Dr. Kamlesh K. Shukla (Macromolecules & Enzymology)	78.26% 18	21.74% 5	0.00% 0	0.00% 0	23	1.22
Dr. Afaque Quraishi (Class Seminar)	86.96% 20	8.70% 2	4.35% 1	0.00% 0	23	1.17
Dr Jaishankar Paul (Class Seminar)	82.61% 19	13.04% 3	4.35% 1	0.00% 0	23	1.22

Q3

Customize Save as

Sincerity / Commitment of the teacher

Answered: 23 Skipped: 0



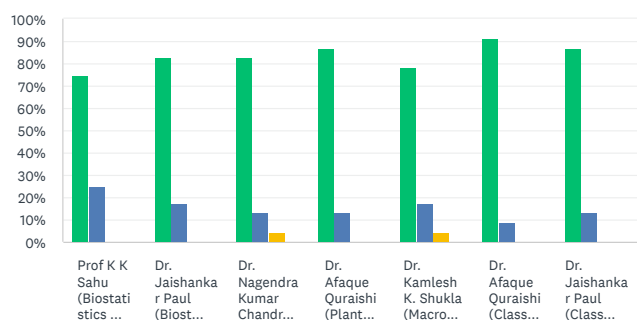
	VERY GOOD	GOOD	SATISFACTORY	UNSATISFACTORY	TOTAL	WEIGHTED AVERAGE
Prof K K Sahu (Biostatistics & Computer Application in Biotechnology)	85.00% 17	15.00% 3	0.00% 0	0.00% 0	20	1.15
Dr. Jaishankar Paul (Biostatistics & Computer Application in Biotechnology)	78.26% 18	21.74% 5	0.00% 0	0.00% 0	23	1.22
Dr. Nagendra Kumar Chandrawanshi (Molecular Biology)	86.96% 20	13.04% 3	0.00% 0	0.00% 0	23	1.13
Dr. Afaque Quraishi (Plant Biotechnology)	91.30% 21	8.70% 2	0.00% 0	0.00% 0	23	1.09
Dr. Kamlesh K. Shukla (Macromolecules & Enzymology)	78.26% 18	17.39% 4	4.35% 1	0.00% 0	23	1.26
Dr. Afaque Quraishi (Class Seminar)	91.30% 21	8.70% 2	0.00% 0	0.00% 0	23	1.09
Dr. Jaishankar Paul (Class Seminar)	82.61% 19	17.39% 4	0.00% 0	0.00% 0	23	1.17

Q4

Customize Save as

Interest generated by the teacher

Answered: 23 Skipped: 0



Very good Good Satisfactory Unsatisfact...

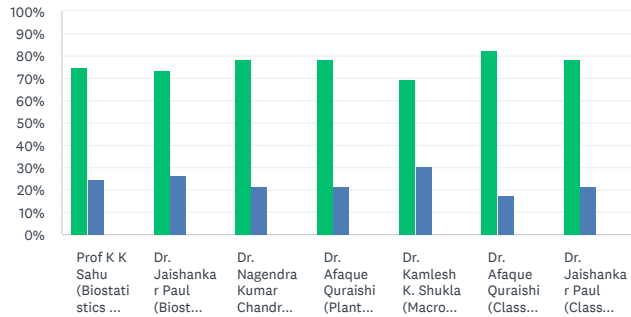
	VERY GOOD	GOOD	SATISFACTORY	UNSATISFACTORY	TOTAL	WEIGHTED AVERAGE
Prof K K Sahu (Biostatistics & Computer Application in Biotechnology)	75.00% 15	25.00% 5	0.00% 0	0.00% 0	20	1.25
Dr. Jaishankar Paul (Biostatistics & Computer Application in Biotechnology)	82.61% 19	17.39% 4	0.00% 0	0.00% 0	23	1.17
Dr. Nagendra Kumar Chandrawanshi (Molecular Biology)	82.61% 19	13.04% 3	4.35% 1	0.00% 0	23	1.22
Dr. Afaque Quraishi (Plant Biotechnology)	86.96% 20	13.04% 3	0.00% 0	0.00% 0	23	1.13
Dr. Kamlesh K. Shukla (Macromolecules & Enzymology)	78.26% 18	17.39% 4	4.35% 1	0.00% 0	23	1.26
Dr. Afaque Quraishi (Class Seminar)	91.30% 21	8.70% 2	0.00% 0	0.00% 0	23	1.09
Dr. Jaishankar Paul (Class Seminar)	86.96% 20	13.04% 3	0.00% 0	0.00% 0	23	1.13

Q5

Customize Save as

Ability to integrate course material with environment / other issues, to provide a broader perspective

Answered: 23 Skipped: 0



Very good Good Satisfactory Unsatisfact...

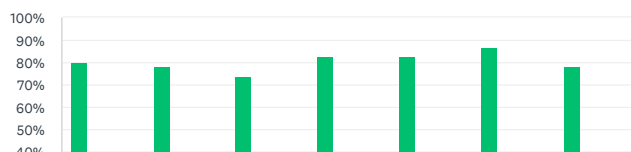
	VERY GOOD	GOOD	SATISFACTORY	UNSATISFACTORY	TOTAL	WEIGHTED AVERAGE
Prof K K Sahu (Biostatistics & Computer Application in Biotechnology)	75.00% 15	25.00% 5	0.00% 0	0.00% 0	20	1.25
Dr. Jaishankar Paul (Biostatistics & Computer Application in Biotechnology)	73.91% 17	26.09% 6	0.00% 0	0.00% 0	23	1.26
Dr. Nagendra Kumar Chandrawanshi (Molecular Biology)	78.26% 18	21.74% 5	0.00% 0	0.00% 0	23	1.22
Dr. Afaque Quraishi (Plant Biotechnology)	78.26% 18	21.74% 5	0.00% 0	0.00% 0	23	1.22
Dr. Kamlesh K. Shukla (Macromolecules & Enzymology)	69.57% 16	30.43% 7	0.00% 0	0.00% 0	23	1.30
Dr. Afaque Quraishi (Class Seminar)	82.61% 19	17.39% 4	0.00% 0	0.00% 0	23	1.17
Dr. Jaishankar Paul (Class Seminar)	78.26% 18	21.74% 5	0.00% 0	0.00% 0	23	1.22

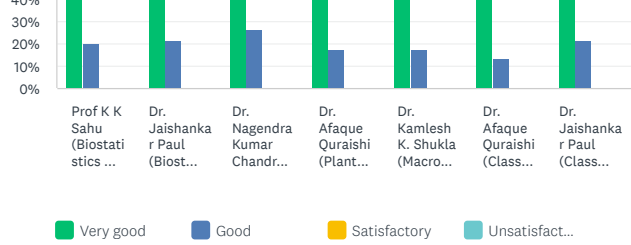
Q6

Customize Save as

Ability to integrate content with other courses

Answered: 23 Skipped: 0





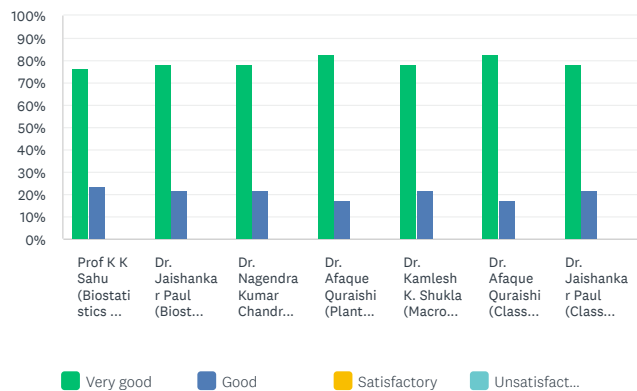
	VERY GOOD	GOOD	SATISFACTORY	UNSATISFACTORY	TOTAL	WEIGHTED AVERAGE
Prof K K Sahu (Biostatistics & Computer Application in Biotechnology)	80.00% 16	20.00% 4	0.00% 0	0.00% 0	20	1.20
Dr. Jaishankar Paul (Biostatistics & Computer Application in Biotechnology)	78.26% 18	21.74% 5	0.00% 0	0.00% 0	23	1.22
Dr. Nagendra Kumar Chandrawanshi (Molecular Biology)	73.91% 17	26.09% 6	0.00% 0	0.00% 0	23	1.26
Dr. Afaque Quraishi (Plant Biotechnology)	82.61% 19	17.39% 4	0.00% 0	0.00% 0	23	1.17
Dr. Kamlesh K. Shukla (Macromolecules & Enzymology)	82.61% 19	17.39% 4	0.00% 0	0.00% 0	23	1.17
Dr. Afaque Quraishi (Class Seminar)	86.96% 20	13.04% 3	0.00% 0	0.00% 0	23	1.13
Dr. Jaishankar Paul (Class Seminar)	78.26% 18	21.74% 5	0.00% 0	0.00% 0	23	1.22

Q7

Customize Save as

Accessibility of the teacher in and out of the class (include availability of the teacher to motivate further study and discussion outside class)

Answered: 23 Skipped: 0



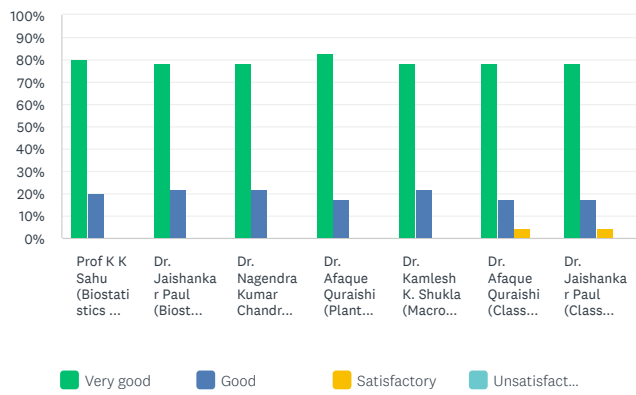
	VERY GOOD	GOOD	SATISFACTORY	UNSATISFACTORY	TOTAL	WEIGHTED AVERAGE
Prof K K Sahu (Biostatistics & Computer Application in Biotechnology)	76.19% 16	23.81% 5	0.00% 0	0.00% 0	21	1.24
Dr. Jaishankar Paul (Biostatistics & Computer Application in Biotechnology)	78.26% 18	21.74% 5	0.00% 0	0.00% 0	23	1.22
Dr. Nagendra Kumar Chandrawanshi (Molecular Biology)	78.26% 18	21.74% 5	0.00% 0	0.00% 0	23	1.22
Dr. Afaque Quraishi (Plant Biotechnology)	82.61% 19	17.39% 4	0.00% 0	0.00% 0	23	1.17
Dr. Kamlesh K. Shukla (Macromolecules & Enzymology)	78.26% 18	21.74% 5	0.00% 0	0.00% 0	23	1.22
Dr. Afaque Quraishi (Class Seminar)	82.61% 19	17.39% 4	0.00% 0	0.00% 0	23	1.17
Dr. Jaishankar Paul (Class Seminar)	78.26% 18	21.74% 5	0.00% 0	0.00% 0	23	1.22

Q8

Customize Save as

Ability to design quizzes / tests / assignment / examination and projects to evaluate students' understanding of the course

Answered: 23 Skipped: 0



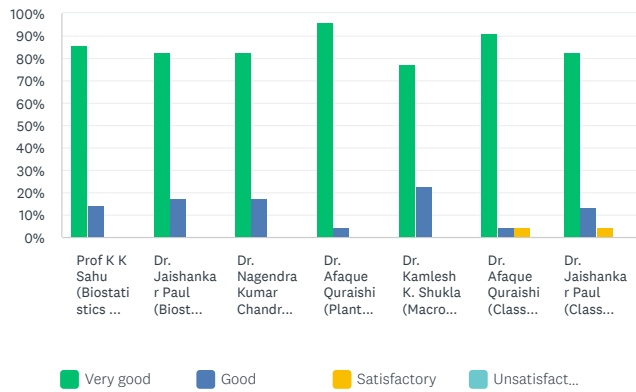
	VERY GOOD	GOOD	SATISFACTORY	UNSATISFACTORY	TOTAL	WEIGHTED AVERAGE
Prof K K Sahu (Biostatistics & Computer Application in Biotechnology)	80.00% 16	20.00% 4	0.00% 0	0.00% 0	20	1.20
Dr. Jaishankar Paul (Biostatistics & Computer Application in Biotechnology)	78.26% 18	21.74% 5	0.00% 0	0.00% 0	23	1.22
Dr. Nagendra Kumar Chandrawanshi (Molecular Biology)	78.26% 18	21.74% 5	0.00% 0	0.00% 0	23	1.22
Dr. Afaque Quraishi (Plant Biotechnology)	82.61% 19	17.39% 4	0.00% 0	0.00% 0	23	1.17
Dr. Kamlesh K. Shukla (Macromolecules & Enzymology)	78.26% 18	21.74% 5	0.00% 0	0.00% 0	23	1.22
Dr. Afaque Quraishi (Class Seminar)	78.26% 18	17.39% 4	4.35% 1	0.00% 0	23	1.26
Dr. Jaishankar Paul (Class Seminar)	78.26% 18	17.39% 4	4.35% 1	0.00% 0	23	1.26

Q9

Customize Save as

Overall rating

Answered: 23 Skipped: 0



	VERY GOOD	GOOD	SATISFACTORY	UNSATISFACTORY	TOTAL	WEIGHTED AVERAGE
Prof K K Sahu (Biostatistics & Computer Application in Biotechnology)	85.71% 18	14.29% 3	0.00% 0	0.00% 0	21	1.14
Dr. Jaishankar Paul (Biostatistics & Computer Application in Biotechnology)	82.61% 19	17.39% 4	0.00% 0	0.00% 0	23	1.17
Dr. Nagendra Kumar Chandrawanshi (Molecular Biology)	82.61% 19	17.39% 4	0.00% 0	0.00% 0	23	1.17
Dr. Afaque Quraishi (Plant Biotechnology)	95.65% 22	4.35% 1	0.00% 0	0.00% 0	23	1.04
Dr. Kamlesh K. Shukla (Macromolecules & Enzymology)	77.27% 17	22.73% 5	0.00% 0	0.00% 0	22	1.23
Dr. Afaque Quraishi (Class Seminar)	91.30% 21	4.35% 1	4.35% 1	0.00% 0	23	1.13
Dr. Jaishankar Paul (Class Seminar)	82.61% 19	13.04% 3	4.35% 1	0.00% 0	23	1.22



Q10

 Save as ▾

Suggestion

Answered: 7 Skipped: 16

RESPONSES (7) WORD CLOUD TAGS (0)

 Sentiments: OFF



Filter: by tag ▾

Search responses



Showing 7 responses



All teacher are good and help us in every way...

6/17/2022 6:41 PM

[View respondent's answers](#)

Add tags ▾



All teachers are very good for us

6/16/2022 11:10 AM

[View respondent's answers](#)

Add tags ▾



Please give summer vacation after annual examination

6/16/2022 9:30 AM

[View respondent's answers](#)

Add tags ▾



No suggestions they are giving there best.

6/15/2022 9:29 PM

[View respondent's answers](#)

Add tags ▾

ENGLISH

[About Momentive](#) • [Careers](#) • [Developers](#) • [Privacy Notice](#) • [California Privacy Notice](#) • [Email Opt-In](#) • [Help](#) • [Cookies Notice](#) • [Copyright © 1999-2022 Momentive](#) • [Cookies Preferences](#)



EXPORTS ?

PAID FEATURE
Export your survey data in .PDF, .XLS, .CSV, .PPTX, or SPSS format.

[Upgrade](#) [Learn more »](#)

RESPONDENTS: 12 of 12

[ADD TO DASHBOARD](#)

[SAVE AS](#)

QUESTION SUMMARIES

INSIGHTS AND DATA TRENDS

INDIVIDUAL RESPONSES

Page 1:

Q1

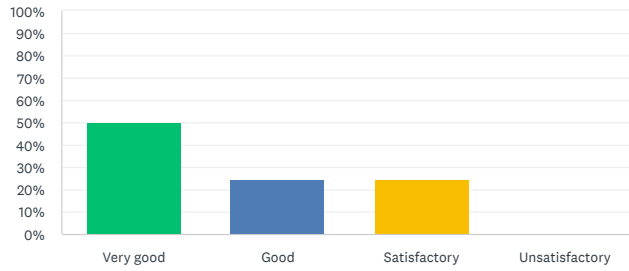


Customize

Save as

Depth of the course content including project work, if any

Answered: 12 Skipped: 0



ANSWER CHOICES

RESPONSES

Very good	50.00%	6
Good	25.00%	3
Satisfactory	25.00%	3
Unsatisfactory	0.00%	0
TOTAL		12

Q2

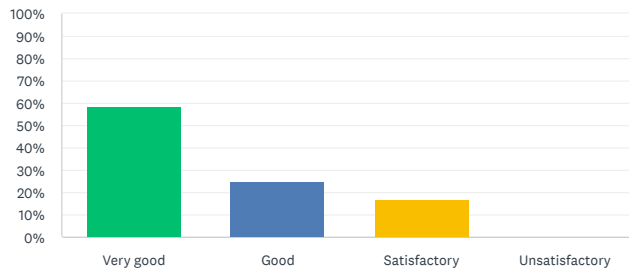


Customize

Save as

Extent of coverage of course

Answered: 12 Skipped: 0



ANSWER CHOICES

RESPONSES

Very good	58.33%	7
Good	25.00%	3
Satisfactory	16.67%	2
Unsatisfactory	0.00%	0
TOTAL		12

Q3




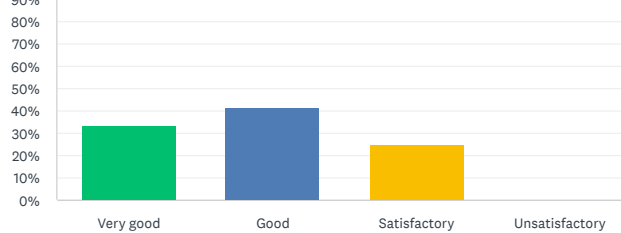
Customize

Save as

Applicability / relevance to real life situations

Answered: 12 Skipped: 0





ANSWER CHOICES

RESPONSES

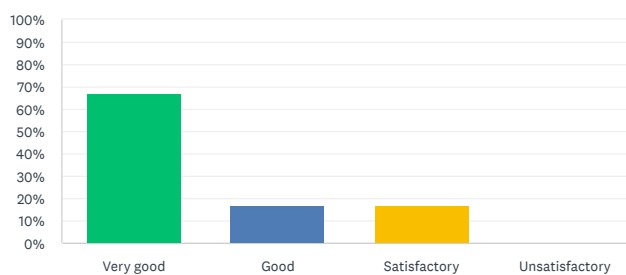
Very good	33.33%	4
Good	41.67%	5
Satisfactory	25.00%	3
Unsatisfactory	0.00%	0
TOTAL		12

Q4

Customize Save as

Learning value (in terms of knowledge, concepts, manual skills, analytical abilities and broadening perspectives)

Answered: 12 Skipped: 0



ANSWER CHOICES

RESPONSES

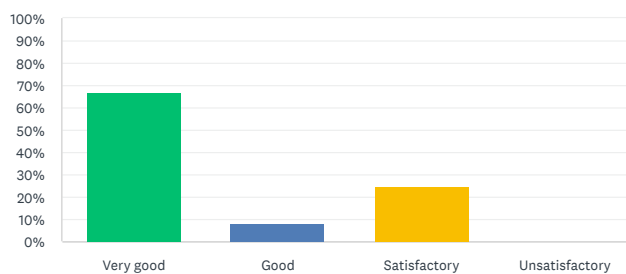
Very good	66.67%	8
Good	16.67%	2
Satisfactory	16.67%	2
Unsatisfactory	0.00%	0
TOTAL		12

Q5

Customize Save as

Clarity and relevance of textual reading material

Answered: 12 Skipped: 0



ANSWER CHOICES

RESPONSES

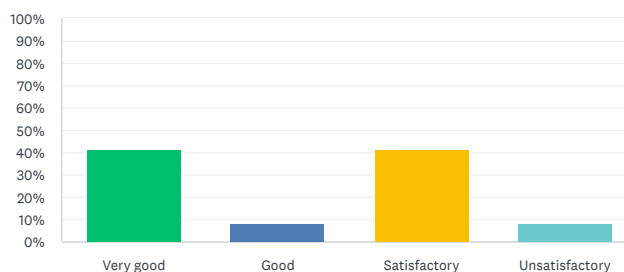
Very good	66.67%	8
Good	8.33%	1
Satisfactory	25.00%	3
Unsatisfactory	0.00%	0
TOTAL		12

Q6

Customize Save as

Relevance of additional source material (Library)

Answered: 12 Skipped: 0



ANSWER CHOICES

- ▼ Very good
- ▼ Good
- ▼ Satisfactory
- ▼ Unsatisfactory

RESPONSES

Very good	41.67%	5
Good	8.33%	1
Satisfactory	41.67%	5
Unsatisfactory	8.33%	1

TOTAL

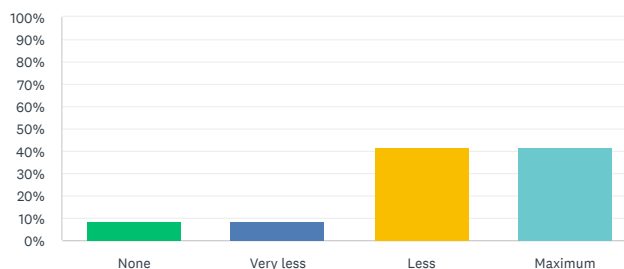
12

Q7

Customize Save as ▼

Extent of effort required by students (you) to cope with the course/ program

Answered: 12 Skipped: 0



ANSWER CHOICES

- ▼ None
- ▼ Very less
- ▼ Less
- ▼ Maximum

RESPONSES

None	8.33%	1
Very less	8.33%	1
Less	41.67%	5
Maximum	41.67%	5

TOTAL

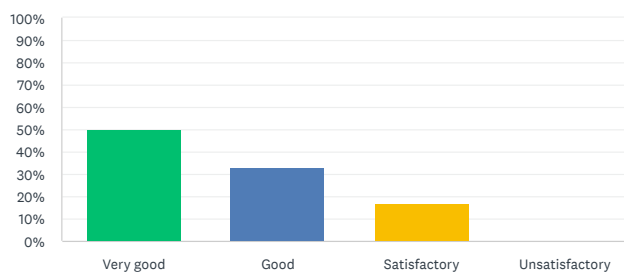
12

Q8

Customize Save as ▼

Provision of sufficient time for feedback

Answered: 12 Skipped: 0



ANSWER CHOICES

- ▼ Very good
- ▼ Good
- ▼ Satisfactory
- ▼ Unsatisfactory

RESPONSES

Very good	50.00%	6
Good	33.33%	4
Satisfactory	16.67%	2
Unsatisfactory	0.00%	0

TOTAL

12

Q9

CHART TYPE DISPLAY OPTIONS COLORS LABELS

Very good

Good

Satisfactory

Unsatisfactory

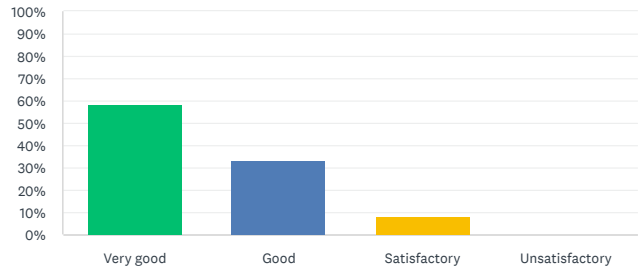
Apply to all (Some may not change) ?

CANCEL

SAVE

Overall rating

Answered: 12 Skipped: 0



ANSWER CHOICES

RESPONSES

ANSWER CHOICES	RESPONSES	
Very good	58.33%	7
Good	33.33%	4
Satisfactory	8.33%	1
Unsatisfactory	0.00%	0
TOTAL		12

ENGLISH



EXPORTS ?

RESPONDENTS: 12 of 12

ADD TO DASHBOARD

SAVE AS

PAID FEATURE
Export your survey data in .PDF, .XLS, .CSV, .PPTX, or SPSS format.

Upgrade [Learn more »](#)

QUESTION SUMMARIES

INSIGHTS AND DATA TRENDS

INDIVIDUAL RESPONSES

Page 1:

Questionnaire - 2

Q1

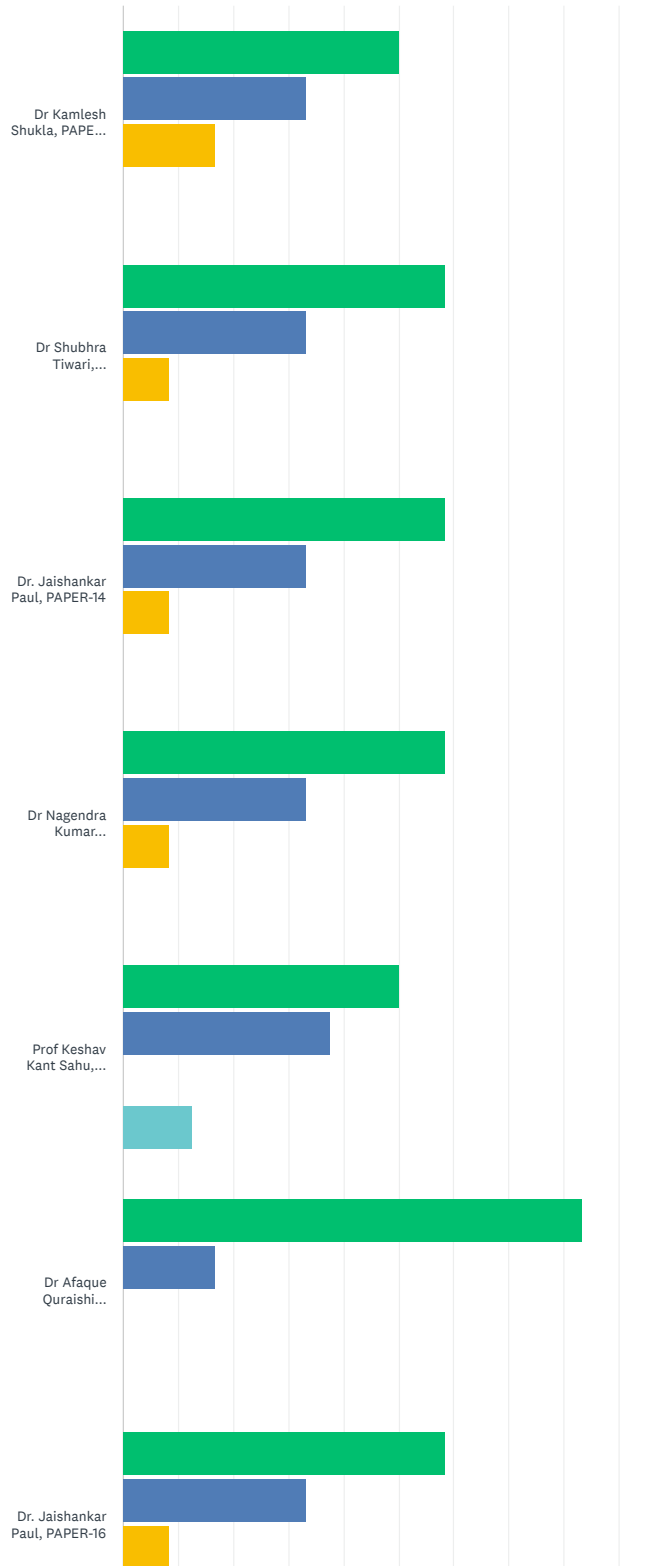


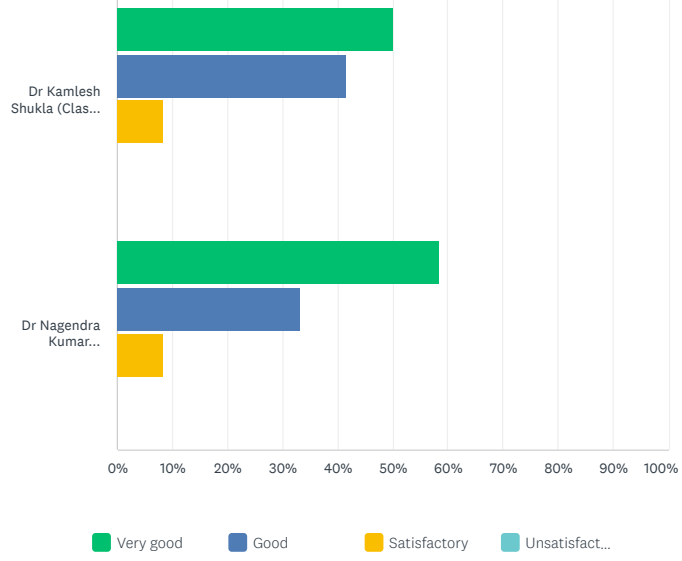
Customize

Save as

Knowledge base of the teacher (as perceived by you)

Answered: 12 Skipped: 0





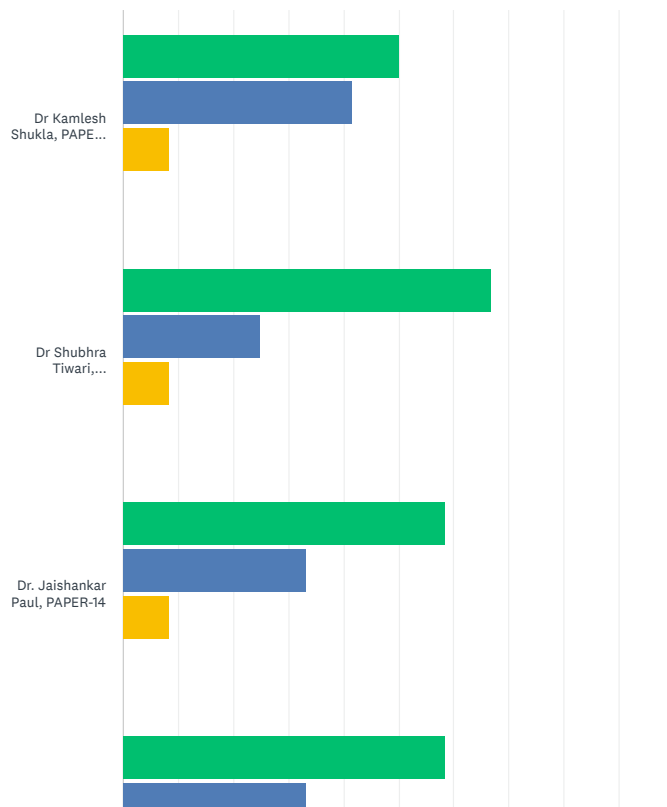
	VERY GOOD	GOOD	SATISFACTORY	UNSATISFACTORY	TOTAL	WEIGHTED AVERAGE
Dr Kamlesh Shukla, PAPER -13	50.00% 6	33.33% 4	16.67% 2	0.00% 0	12	1.67
Dr Shubhra Tiwari, PAPER-13	58.33% 7	33.33% 4	8.33% 1	0.00% 0	12	1.50
Dr. Jaishankar Paul, PAPER-14	58.33% 7	33.33% 4	8.33% 1	0.00% 0	12	1.50
Dr Nagendra Kumar Chandrawanshi, PAPER-15	58.33% 7	33.33% 4	8.33% 1	0.00% 0	12	1.50
Prof Keshav Kant Sahu, PAPER-16	50.00% 4	37.50% 3	0.00% 0	12.50% 1	8	1.75
Dr Afaque Quraishi PAPER-16	83.33% 10	16.67% 2	0.00% 0	0.00% 0	12	1.17
Dr. Jaishankar Paul, PAPER-16	58.33% 7	33.33% 4	8.33% 1	0.00% 0	12	1.50
Dr Kamlesh Shukla (Class Seminar)	50.00% 6	41.67% 5	8.33% 1	0.00% 0	12	1.58
Dr Nagendra Kumar Chandrawanshi (Class Seminar)	58.33% 7	33.33% 4	8.33% 1	0.00% 0	12	1.50

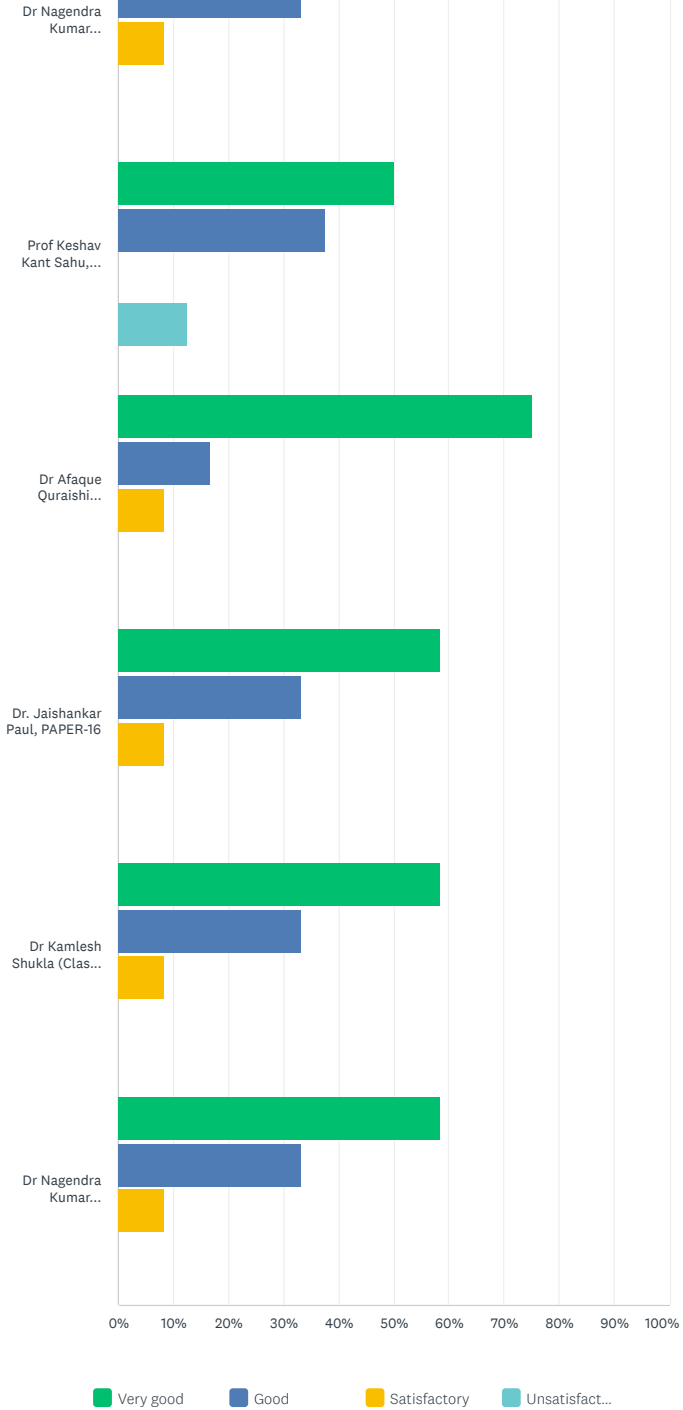
Q2

Customize Save as

Communication skills (in terms of articulation and comprehensibility)

Answered: 12 Skipped: 0





	VERY GOOD	GOOD	SATISFACTORY	UNSATISFACTORY	TOTAL	WEIGHTED AVERAGE
▼ Dr Kamlesh Shukla, PAPER -13	50.00% 6	41.67% 5	8.33% 1	0.00% 0	12	1.58
▼ Dr Shubhra Tiwari, PAPER-13	66.67% 8	25.00% 3	8.33% 1	0.00% 0	12	1.42
▼ Dr. Jaishankar Paul, PAPER-14	58.33% 7	33.33% 4	8.33% 1	0.00% 0	12	1.50
▼ Dr Nagendra Kumar Chandrawanshi, PAPER-15	58.33% 7	33.33% 4	8.33% 1	0.00% 0	12	1.50
▼ Prof Keshav Kant Sahu, PAPER-16	50.00% 4	37.50% 3	0.00% 0	12.50% 1	8	1.75
▼ Dr Afaque Quraishi PAPER-16	75.00% 9	16.67% 2	8.33% 1	0.00% 0	12	1.33
▼ Dr. Jaishankar Paul, PAPER-16	58.33% 7	33.33% 4	8.33% 1	0.00% 0	12	1.50
▼ Dr Kamlesh Shukla (Class Seminar)	58.33% 7	33.33% 4	8.33% 1	0.00% 0	12	1.50
▼ Dr Nagendra Kumar Chandrawanshi (Class Seminar)	58.33% 7	33.33% 4	8.33% 1	0.00% 0	12	1.50

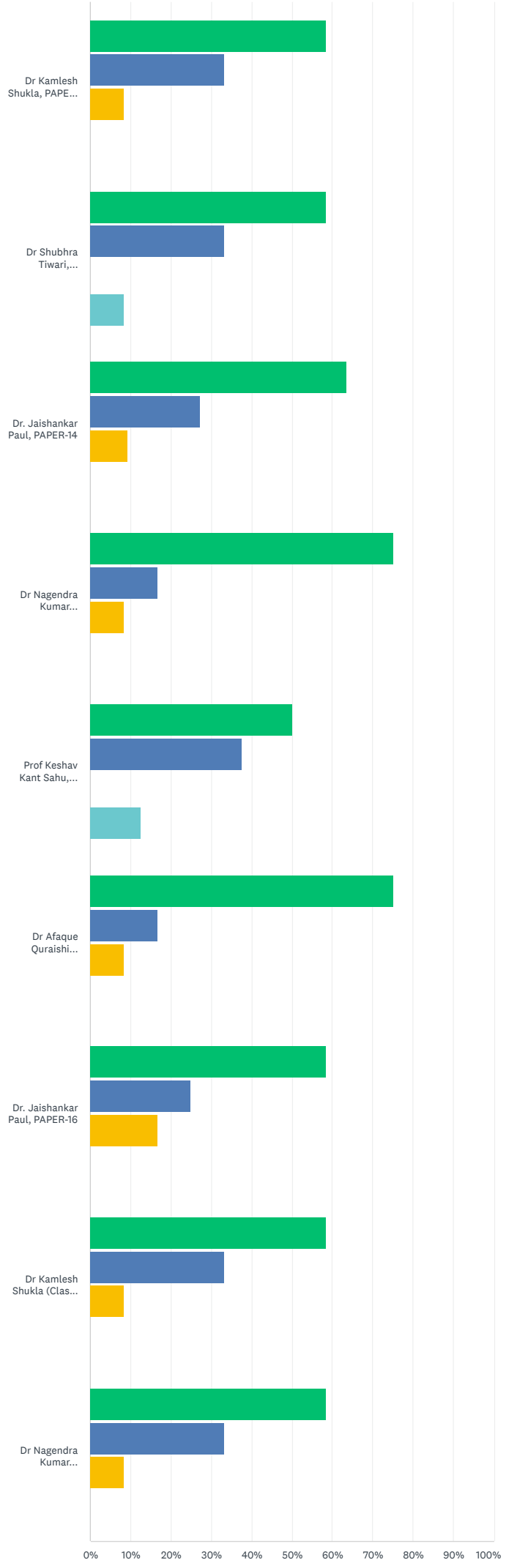
Q3

Customize Save as ▼

Sincerity / Commitment of the teacher



Answered: 12 Skipped: 0



Very good Good Satisfactory Unsatisfact...



	VERY GOOD	GOOD	SATISFACTORY	UNSATISFACTORY	TOTAL	WEIGHTED AVERAGE
▼ Dr Kamlesh Shukla, PAPER -13	58.33% 7	33.33% 4	8.33% 1	0.00% 0	12	1.50
▼ Dr Shubhra Tiwari, PAPER-13	58.33% 7	33.33% 4	0.00% 0	8.33% 1	12	1.58
▼ Dr. Jaishankar Paul, PAPER-14	63.64% 7	27.27% 3	9.09% 1	0.00% 0	11	1.45
▼ Dr Nagendra Kumar Chandrawanshi, PAPER-15	75.00% 9	16.67% 2	8.33% 1	0.00% 0	12	1.33
▼ Prof Keshav Kant Sahu, PAPER-16	50.00% 4	37.50% 3	0.00% 0	12.50% 1	8	1.75
▼ Dr Afaque Quraishi PAPER-16	75.00% 9	16.67% 2	8.33% 1	0.00% 0	12	1.33
▼ Dr. Jaishankar Paul, PAPER-16	58.33% 7	25.00% 3	16.67% 2	0.00% 0	12	1.58
▼ Dr Kamlesh Shukla (Class Seminar)	58.33% 7	33.33% 4	8.33% 1	0.00% 0	12	1.50
▼ Dr Nagendra Kumar Chandrawanshi (Class Seminar)	58.33% 7	33.33% 4	8.33% 1	0.00% 0	12	1.50

Q4

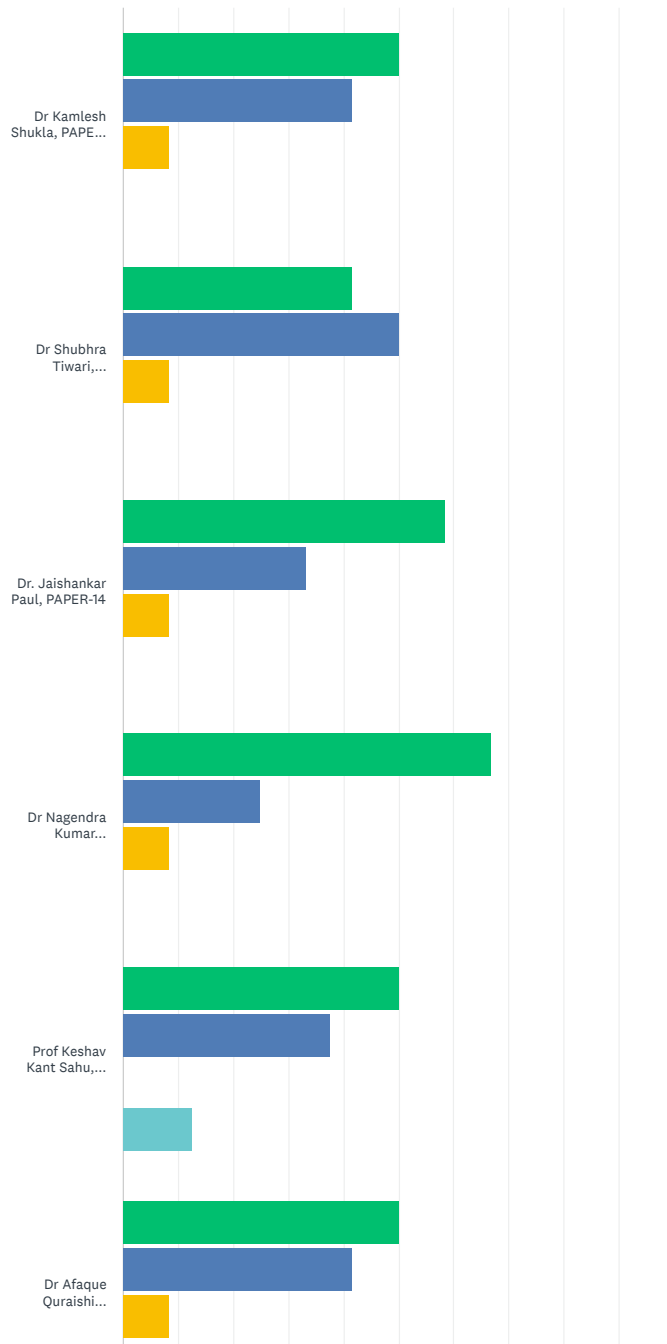


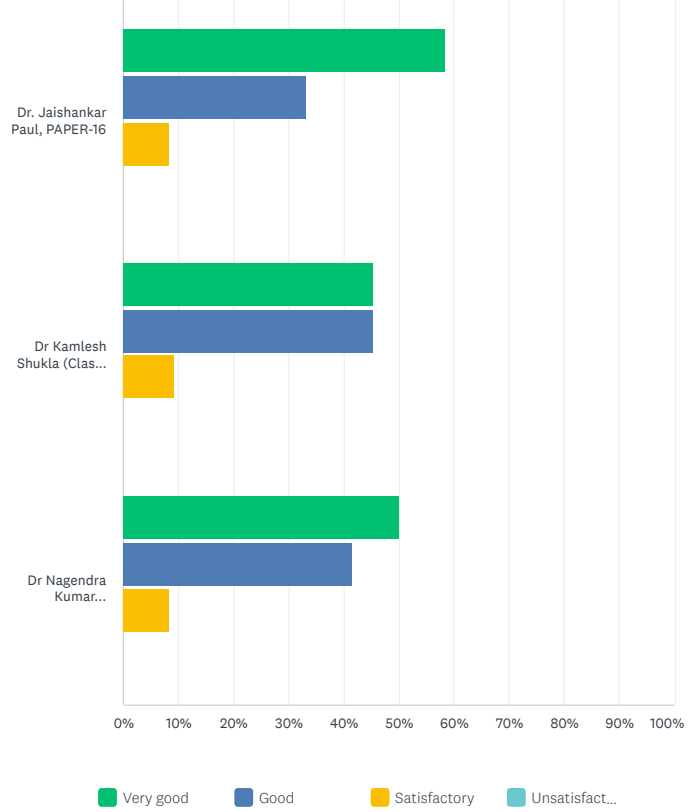
Customize

Save as ▼

Interest generated by the teacher

Answered: 12 Skipped: 0





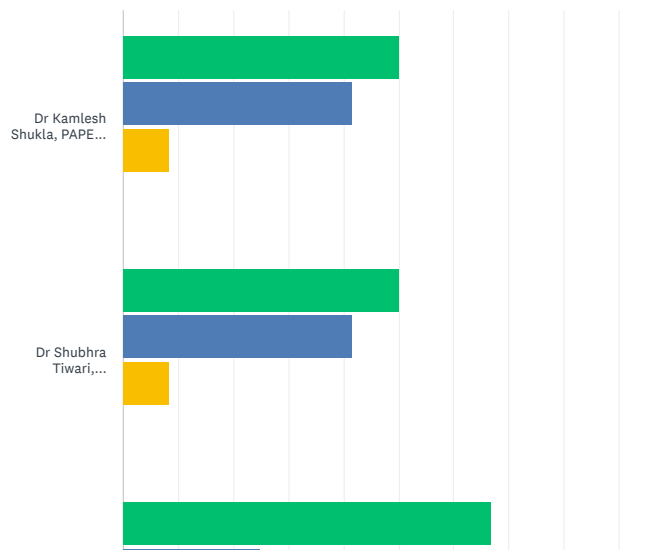
	VERY GOOD	GOOD	SATISFACTORY	UNSATISFACTORY	TOTAL	WEIGHTED AVERAGE
Dr Kamlesh Shukla, PAPER -13	50.00% 6	41.67% 5	8.33% 1	0.00% 0	12	1.58
Dr Shubhra Tiwari, PAPER-13	41.67% 5	50.00% 6	8.33% 1	0.00% 0	12	1.67
Dr. Jaishankar Paul, PAPER-14	58.33% 7	33.33% 4	8.33% 1	0.00% 0	12	1.50
Dr Nagendra Kumar Chandrawanshi, PAPER-15	66.67% 8	25.00% 3	8.33% 1	0.00% 0	12	1.42
Prof Keshav Kant Sahu, PAPER-16	50.00% 4	37.50% 3	0.00% 0	12.50% 1	8	1.75
Dr Afaqur Quraishi PAPER-16	50.00% 6	41.67% 5	8.33% 1	0.00% 0	12	1.58
Dr. Jaishankar Paul, PAPER-16	58.33% 7	33.33% 4	8.33% 1	0.00% 0	12	1.50
Dr Kamlesh Shukla (Class Seminar)	45.45% 5	45.45% 5	9.09% 1	0.00% 0	11	1.64
Dr Nagendra Kumar Chandrawanshi (Class Seminar)	50.00% 6	41.67% 5	8.33% 1	0.00% 0	12	1.58

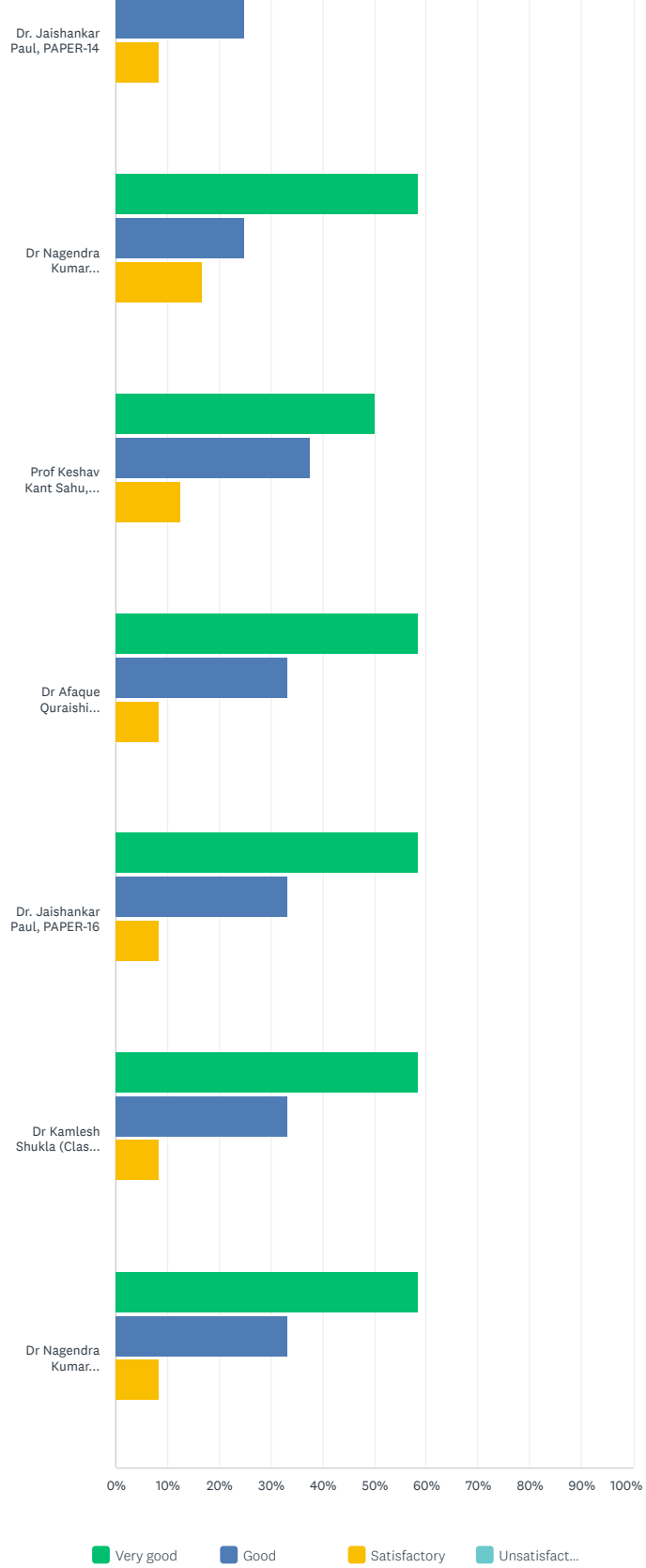
Q5

Customize Save as

Ability to integrate course material with environment / other issues, to provide a broader perspective

Answered: 12 Skipped: 0

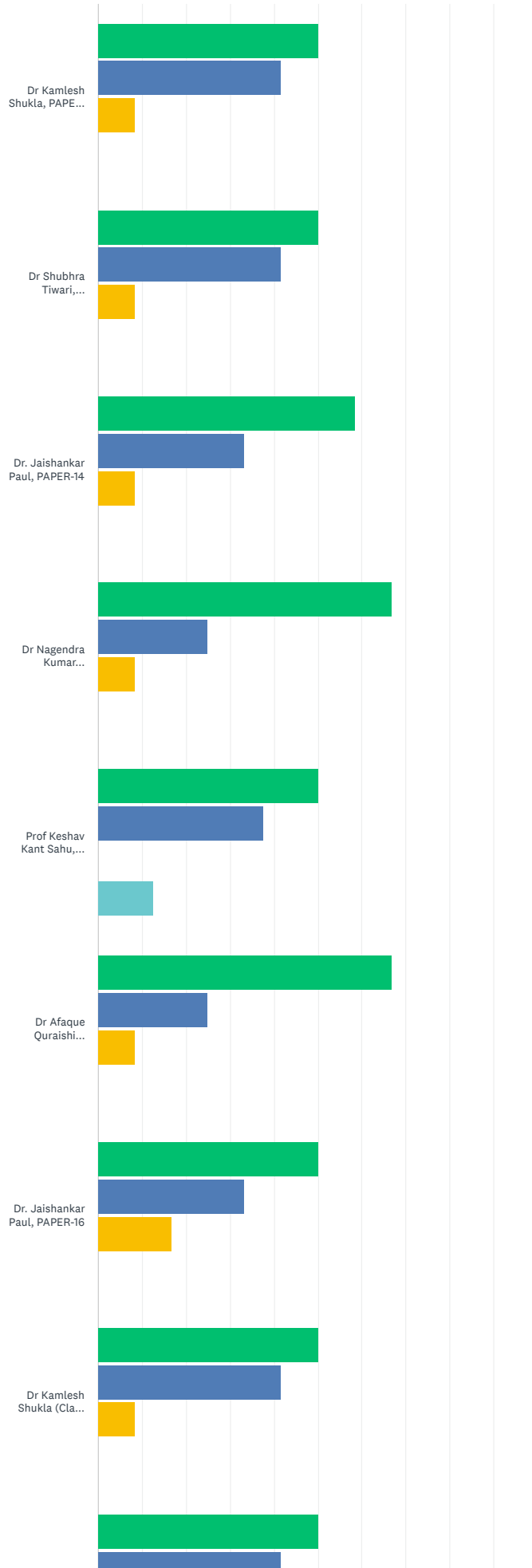


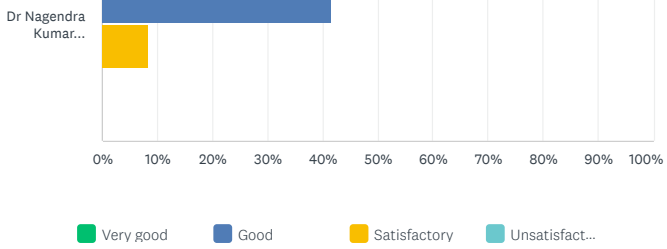


	VERY GOOD	GOOD	SATISFACTORY	UNSATISFACTORY	TOTAL	WEIGHTED AVERAGE
▼ Dr Kamlesh Shukla, PAPER -13	50.00% 6	41.67% 5	8.33% 1	0.00% 0	12	1.58
▼ Dr Shubhra Tiwari, PAPER-13	50.00% 6	41.67% 5	8.33% 1	0.00% 0	12	1.58
▼ Dr. Jaishankar Paul, PAPER-14	66.67% 8	25.00% 3	8.33% 1	0.00% 0	12	1.42
▼ Dr Nagendra Kumar Chandrawanshi, PAPER-15	58.33% 7	25.00% 3	16.67% 2	0.00% 0	12	1.58
▼ Prof Keshav Kant Sahu, PAPER-16	50.00% 4	37.50% 3	12.50% 1	0.00% 0	8	1.63
▼ Dr Afaque Quraishi PAPER-16	58.33% 7	33.33% 4	8.33% 1	0.00% 0	12	1.50
▼ Dr. Jaishankar Paul, PAPER-16	58.33% 7	33.33% 4	8.33% 1	0.00% 0	12	1.50
▼ Dr Kamlesh Shukla (Class Seminar)	58.33% 7	33.33% 4	8.33% 1	0.00% 0	12	1.50
▼ Dr Nagendra Kumar Chandrawanshi (Class Seminar)	58.33% 7	33.33% 4	8.33% 1	0.00% 0	12	1.50

Ability to integrate content with other courses

Answered: 12 Skipped: 0





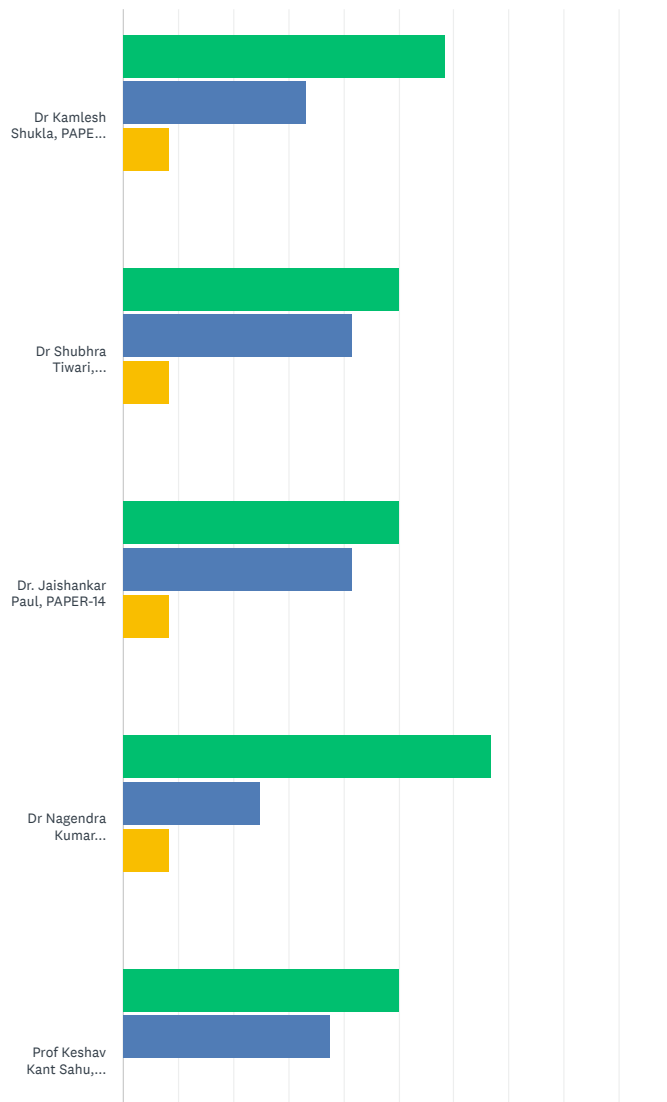
	VERY GOOD	GOOD	SATISFACTORY	UNSATISFACTORY	TOTAL	WEIGHTED AVERAGE
Dr Kamlesh Shukla, PAPER -13	50.00% 6	41.67% 5	8.33% 1	0.00% 0	12	1.58
Dr Shubhra Tiwari, PAPER-13	50.00% 6	41.67% 5	8.33% 1	0.00% 0	12	1.58
Dr. Jaishankar Paul, PAPER-14	58.33% 7	33.33% 4	8.33% 1	0.00% 0	12	1.50
Dr Nagendra Kumar Chandrawanshi, PAPER-15	66.67% 8	25.00% 3	8.33% 1	0.00% 0	12	1.42
Prof Keshav Kant Sahu, PAPER-16	50.00% 4	37.50% 3	0.00% 0	12.50% 1	8	1.75
Dr Afaqur Quraishi PAPER-16	66.67% 8	25.00% 3	8.33% 1	0.00% 0	12	1.42
Dr. Jaishankar Paul, PAPER-16	50.00% 6	33.33% 4	16.67% 2	0.00% 0	12	1.67
Dr Kamlesh Shukla (Class Seminar)	50.00% 6	41.67% 5	8.33% 1	0.00% 0	12	1.58
Dr Nagendra Kumar Chandrawanshi (Class Seminar)	50.00% 6	41.67% 5	8.33% 1	0.00% 0	12	1.58

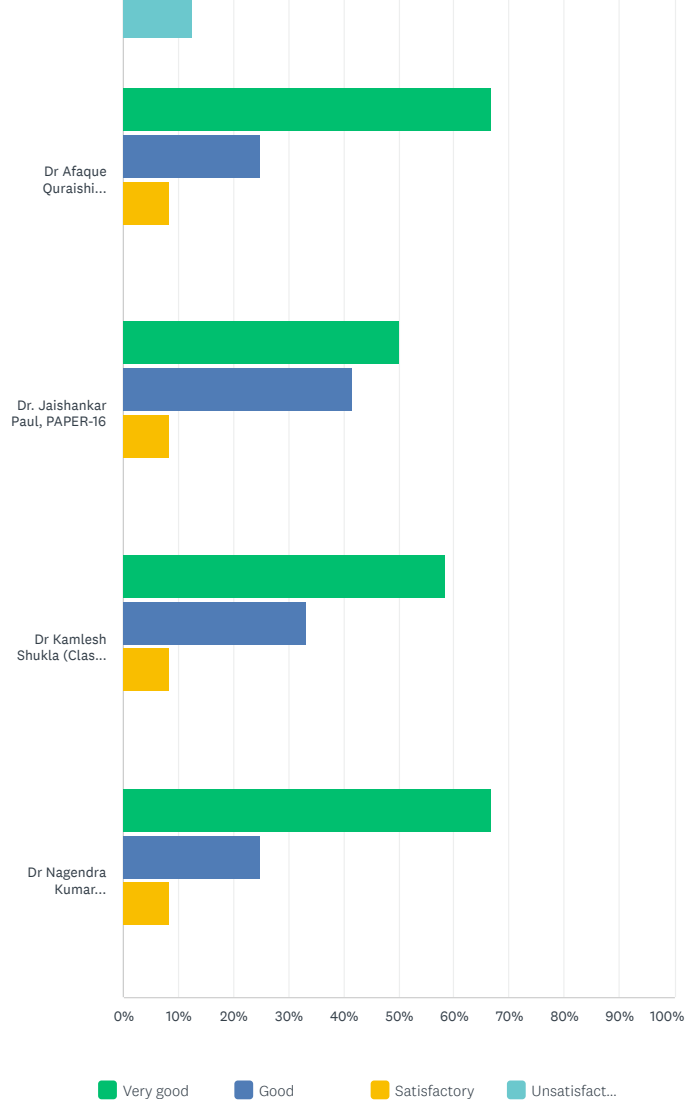
Q7

Customize Save as

Accessibility of the teacher in and out of the class (include availability of the teacher to motivate further study and discussion outside class)

Answered: 12 Skipped: 0





	VERY GOOD	GOOD	SATISFACTORY	UNSATISFACTORY	TOTAL	WEIGHTED AVERAGE
▼ Dr Kamlesh Shukla, PAPER -13	58.33% 7	33.33% 4	8.33% 1	0.00% 0	12	1.50
▼ Dr Shubhra Tiwari, PAPER-13	50.00% 6	41.67% 5	8.33% 1	0.00% 0	12	1.58
▼ Dr. Jaishankar Paul, PAPER-14	50.00% 6	41.67% 5	8.33% 1	0.00% 0	12	1.58
▼ Dr Nagendra Kumar Chandrawanshi, PAPER-15	66.67% 8	25.00% 3	8.33% 1	0.00% 0	12	1.42
▼ Prof Keshav Kant Sahu, PAPER-16	50.00% 4	37.50% 3	0.00% 0	12.50% 1	8	1.75
▼ Dr Afaque Quraishi PAPER-16	66.67% 8	25.00% 3	8.33% 1	0.00% 0	12	1.42
▼ Dr. Jaishankar Paul, PAPER-16	50.00% 6	41.67% 5	8.33% 1	0.00% 0	12	1.58
▼ Dr Kamlesh Shukla (Class Seminar)	58.33% 7	33.33% 4	8.33% 1	0.00% 0	12	1.50
▼ Dr Nagendra Kumar Chandrawanshi (Class Seminar)	66.67% 8	25.00% 3	8.33% 1	0.00% 0	12	1.42

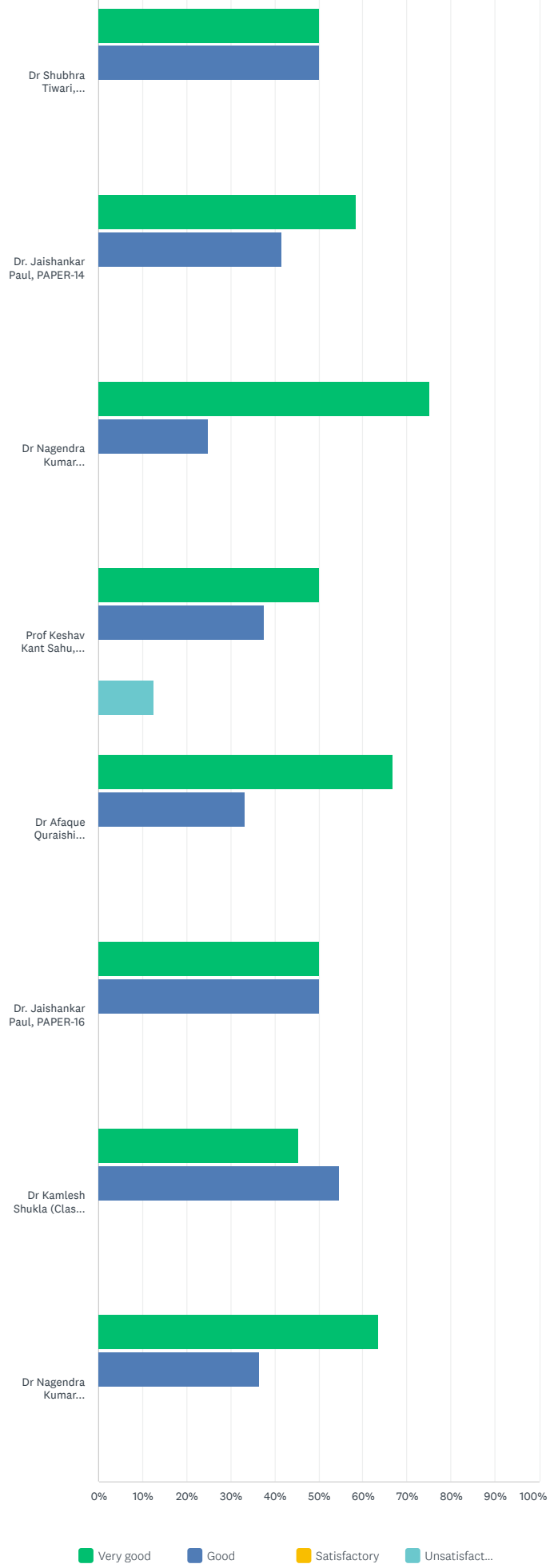
Q8

Customize Save as

Ability to design quizzes / tests / assignment / examination and projects to evaluate students' understanding of the course

Answered: 12 Skipped: 0





	VERY GOOD	GOOD	SATISFACTORY	UNSATISFACTORY	TOTAL	WEIGHTED AVERAGE
▼ Dr Kamlesh Shukla, PAPER -13	50.00% 6	50.00% 6	0.00% 0	0.00% 0	12	1.50
▼ Dr Shubhra Tiwari, PAPER-13	50.00% 6	50.00% 6	0.00% 0	0.00% 0	12	1.50
▼ Dr. Jaishankar Paul, PAPER-14	58.33% 7	41.67% 5	0.00% 0	0.00% 0		
▼ Dr Nagendra Kumar	75.00% 3	25.00% 1	0.00% 0	0.00% 0		

Chandrawanshi, PAPER-15	50.00%	37.50%	0.00%	12.50%	8	1.25
▼ Prof Keshav Kant Sahu, PAPER-16	50.00%	37.50%	0.00%	12.50%	8	1.75
▼ Dr Afaque Quraishi PAPER-16	66.67%	33.33%	0.00%	0.00%	12	1.33
▼ Dr. Jaishankar Paul, PAPER-16	50.00%	50.00%	0.00%	0.00%	12	1.50
▼ Dr Kamlesh Shukla (Class Seminar)	45.45%	54.55%	0.00%	0.00%	11	1.55
▼ Dr Nagendra Kumar Chandrawanshi (Class Seminar)	63.64%	36.36%	0.00%	0.00%	11	1.36

Q9

[CHART TYPE](#) [DISPLAY OPTIONS](#) [COLORS](#) [LABELS](#)

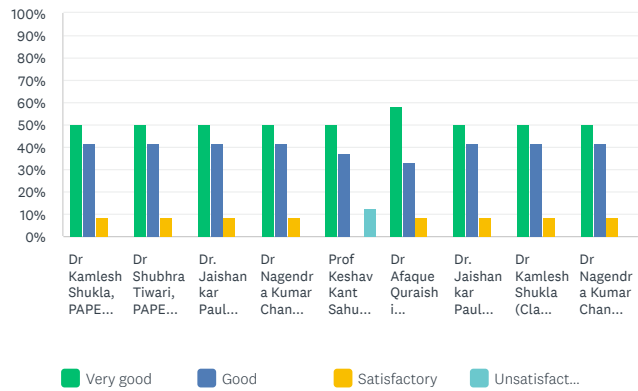
Apply to all (Some may not change) ?

CANCEL

SAVE

Overall rating

Answered: 12 Skipped: 0



	▼ VERY GOOD	▼ GOOD	▼ SATISFACTORY	▼ UNSATISFACTORY	▼ TOTAL	▼ WEIGHTED AVERAGE
▼ Dr Kamlesh Shukla, PAPER -13	50.00% 6	41.67% 5	8.33% 1	0.00% 0	12	1.58
▼ Dr Shubhra Tiwari, PAPER-13	50.00% 6	41.67% 5	8.33% 1	0.00% 0	12	1.58
▼ Dr. Jaishankar Paul, PAPER-14	50.00% 6	41.67% 5	8.33% 1	0.00% 0	12	1.58
▼ Dr Nagendra Kumar Chandrawanshi, PAPER-15	50.00% 6	41.67% 5	8.33% 1	0.00% 0	12	1.58
▼ Prof Keshav Kant Sahu, PAPER-16	50.00% 4	37.50% 3	0.00% 0	12.50% 1	8	1.75
▼ Dr Afaque Quraishi PAPER-16	58.33% 7	33.33% 4	8.33% 1	0.00% 0	12	1.50
▼ Dr. Jaishankar Paul, PAPER-16	50.00% 6	41.67% 5	8.33% 1	0.00% 0	12	1.58
▼ Dr Kamlesh Shukla (Class Seminar)	50.00% 6	41.67% 5	8.33% 1	0.00% 0	12	1.58
▼ Dr Nagendra Kumar Chandrawanshi (Class Seminar)	50.00% 6	41.67% 5	8.33% 1	0.00% 0	12	1.58

ENGLISH



EXPORTS

RESPONDENTS: 31 of 31

ADD TO DASHBOARD SAVE AS

PAID FEATURE
Export your survey data in .PDF, .XLS, .CSV, .PPTX, or SPSS format.

Upgrade Learn more »

QUESTION SUMMARIES INSIGHTS AND DATA TRENDS INDIVIDUAL RESPONSES

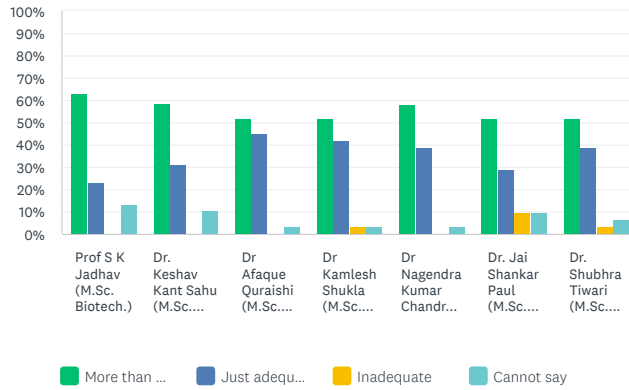
Page 1: Questionnaire - 3 (M.Sc. IV) for final year students only

Q1

Customize Save as

Your background for benefiting from the course was

Answered: 31 Skipped: 0



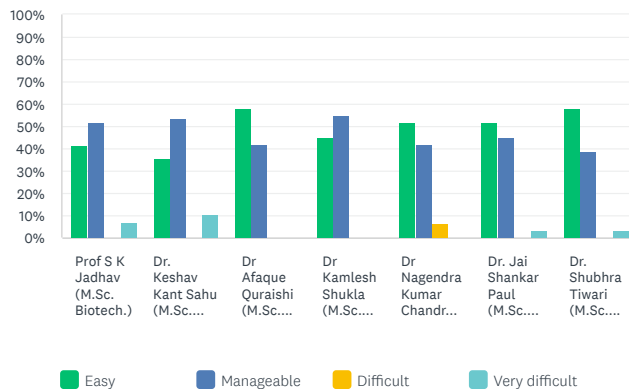
	MORE THAN ADEQUATE	JUST ADEQUATE	INADEQUATE	CANNOT SAY	TOTAL	WEIGHTED AVERAGE
Prof S K Jadhav (M.Sc. Biotech.)	63.33% 19	23.33% 7	0.00% 0	13.33% 4	30	1.63
Dr. Keshav Kant Sahu (M.Sc. Biotech.)	58.62% 17	31.03% 9	0.00% 0	10.34% 3	29	1.62
Dr Afaque Quraishi (M.Sc. Biotech.)	51.61% 16	45.16% 14	0.00% 0	3.23% 1	31	1.55
Dr Kamlesh Shukla (M.Sc. Biotech.)	51.61% 16	41.94% 13	3.23% 1	3.23% 1	31	1.58
Dr Nagendra Kumar Chandrawanshi (M.Sc. Biotech.)	58.06% 18	38.71% 12	0.00% 0	3.23% 1	31	1.48
Dr. Jai Shankar Paul (M.Sc. Biotech.)	51.61% 16	29.03% 9	9.68% 3	9.68% 3	31	1.77
Dr. Shubhra Tiwari (M.Sc. Biotech.)	51.61% 16	38.71% 12	3.23% 1	6.45% 2	31	1.65

Q2

Customize Save as

Was the course conceptually difficult to understand?

Answered: 31 Skipped: 0



EASY MANAGEABLE DIFFICULT VERY DIFFICULT TOTAL WEIGHTED AVERAGE

▼ Prof S K Jadhav (M.Sc. Biotech.)	41.38%	51.72%	0.00%	6.90%	29	1.72
	12	15	0	2		
▼ Dr. Keshav Kant Sahu (M.Sc. Biotech.)	35.71%	53.57%	0.00%	10.71%	28	1.86
	10	15	0	3		
▼ Dr Afaque Quraishi (M.Sc. Biotech.)	58.06%	41.94%	0.00%	0.00%	31	1.42
	18	13	0	0		
▼ Dr Kamlesh Shukla (M.Sc. Biotech.)	45.16%	54.84%	0.00%	0.00%	31	1.55
	14	17	0	0		
▼ Dr Nagendra Kumar Chandrawanshi (M.Sc. Biotech.)	51.61%	41.94%	6.45%	0.00%	31	1.55
	16	13	2	0		
▼ Dr. Jai Shankar Paul (M.Sc. Biotech.)	51.61%	45.16%	0.00%	3.23%	31	1.55
	16	14	0	1		
▼ Dr. Shubhra Tiwari (M.Sc. Biotech.)	58.06%	38.71%	0.00%	3.23%	31	1.48
	18	12	0	1		

Q3

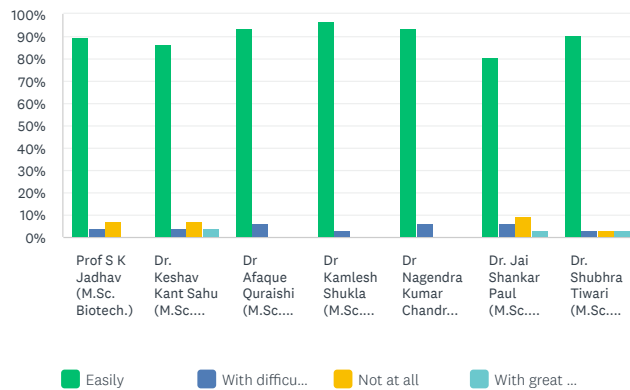


Customize

Save as ▼

Were you able to get the prescribed reading?

Answered: 31 Skipped: 0



	EASILY	WITH DIFFICULTY	NOT AT ALL	WITH GREAT DIFFICULTY	TOTAL	WEIGHTED AVERAGE
▼ Prof S K Jadhav (M.Sc. Biotech.)	89.66%	3.45%	6.90%	0.00%	29	1.17
	26	1	2	0		
▼ Dr. Keshav Kant Sahu (M.Sc. Biotech.)	86.21%	3.45%	6.90%	3.45%	29	1.28
	25	1	2	1		
▼ Dr Afaque Quraishi (M.Sc. Biotech.)	93.55%	6.45%	0.00%	0.00%	31	1.06
	29	2	0	0		
▼ Dr Kamlesh Shukla (M.Sc. Biotech.)	96.77%	3.23%	0.00%	0.00%	31	1.03
	30	1	0	0		
▼ Dr Nagendra Kumar Chandrawanshi (M.Sc. Biotech.)	93.55%	6.45%	0.00%	0.00%	31	1.06
	29	2	0	0		
▼ Dr. Jai Shankar Paul (M.Sc. Biotech.)	80.65%	6.45%	9.68%	3.23%	31	1.35
	25	2	3	1		
▼ Dr. Shubhra Tiwari (M.Sc. Biotech.)	90.32%	3.23%	3.23%	3.23%	31	1.19
	28	1	1	1		

Q4

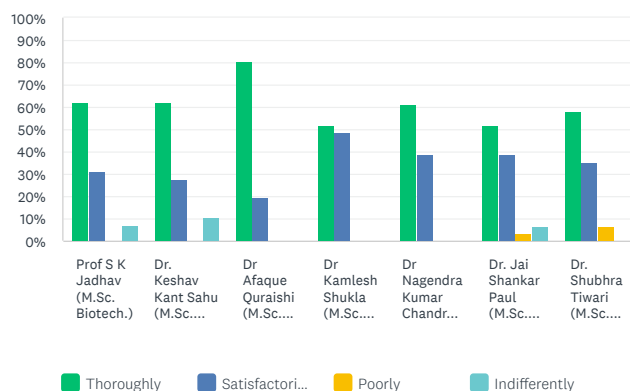


Customize

Save as ▼

How well did the teacher prepare for class?

Answered: 31 Skipped: 0



	THOROUGHLY	SATISFACTORILY	POORLY	INDIFFERENTLY	TOTAL	WEIGHTED AVERAGE
--	------------	----------------	--------	---------------	-------	------------------

▼ Prof S K Jadhav (M.Sc. Biotech.)	62.07% 18	31.03% 9	0.00% 0	6.90% 2	29	1.52
▼ Dr. Keshav Kant Sahu (M.Sc. Biotech.)	62.07% 18	27.59% 8	0.00% 0	10.34% 3	29	1.59
▼ Dr Afaque Quraishi (M.Sc. Biotech.)	80.65% 25	19.35% 6	0.00% 0	0.00% 0	31	1.19
▼ Dr Kamlesh Shukla (M.Sc. Biotech.)	51.61% 16	48.39% 15	0.00% 0	0.00% 0	31	1.48
▼ Dr Nagendra Kumar Chandrawanshi (M.Sc. Biotech.)	61.29% 19	38.71% 12	0.00% 0	0.00% 0	31	1.39
▼ Dr. Jai Shankar Paul (M.Sc. Biotech.)	51.61% 16	38.71% 12	3.23% 1	6.45% 2	31	1.65
▼ Dr. Shubhra Tiwari (M.Sc. Biotech.)	58.06% 18	35.48% 11	6.45% 2	0.00% 0	31	1.48

Q5

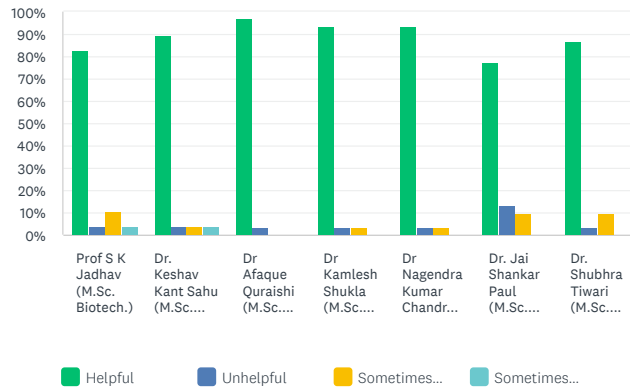


Customize

Save as ▼

How helpful was the teacher in advising?

Answered: 31 Skipped: 0



	HELPFUL	UNHELPFUL	SOMETIMES HELPFUL	SOMETIMES UNHELPFUL	TOTAL	WEIGHTED AVERAGE
▼ Prof S K Jadhav (M.Sc. Biotech.)	82.76% 24	3.45% 1	10.34% 3	3.45% 1	29	1.34
▼ Dr. Keshav Kant Sahu (M.Sc. Biotech.)	89.66% 26	3.45% 1	3.45% 1	3.45% 1	29	1.21
▼ Dr Afaque Quraishi (M.Sc. Biotech.)	96.77% 30	3.23% 1	0.00% 0	0.00% 0	31	1.03
▼ Dr Kamlesh Shukla (M.Sc. Biotech.)	93.55% 29	3.23% 1	3.23% 1	0.00% 0	31	1.10
▼ Dr Nagendra Kumar Chandrawanshi (M.Sc. Biotech.)	93.55% 29	3.23% 1	3.23% 1	0.00% 0	31	1.10
▼ Dr. Jai Shankar Paul (M.Sc. Biotech.)	77.42% 24	12.90% 4	9.68% 3	0.00% 0	31	1.32
▼ Dr. Shubhra Tiwari (M.Sc. Biotech.)	87.10% 27	3.23% 1	9.68% 3	0.00% 0	31	1.23

Q6

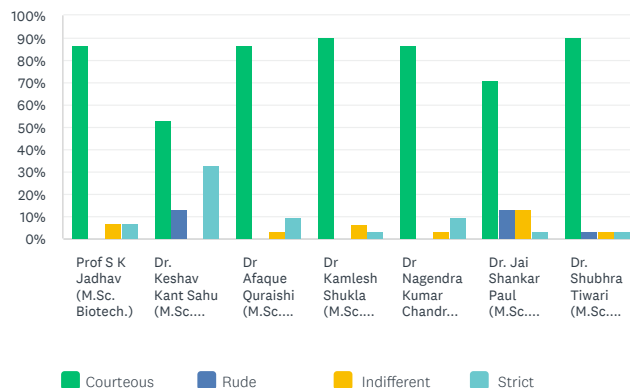


Customize

Save as ▼

Was the teacher?

Answered: 31 Skipped: 0



	COURTEOUS	RUDE	INDIFFERENT	STRICT	TOTAL	WEIGHTED AVERAGE
▼ Prof S K Jadhav (M.Sc. Biotech.)	82.76% 24	3.45% 1	10.34% 3	3.45% 1	29	1.34
▼ Dr. Keshav Kant Sahu (M.Sc. Biotech.)	89.66% 26	3.45% 1	3.45% 1	3.45% 1	29	1.21
▼ Dr Afaque Quraishi (M.Sc. Biotech.)	96.77% 30	3.23% 1	0.00% 0	0.00% 0	31	1.03
▼ Dr Kamlesh Shukla (M.Sc. Biotech.)	93.55% 29	3.23% 1	3.23% 1	0.00% 0	31	1.10
▼ Dr Nagendra Kumar Chandrawanshi (M.Sc. Biotech.)	93.55% 29	3.23% 1	3.23% 1	0.00% 0	31	1.10
▼ Dr. Jai Shankar Paul (M.Sc. Biotech.)	77.42% 24	12.90% 4	9.68% 3	0.00% 0	31	1.32
▼ Dr. Shubhra Tiwari (M.Sc. Biotech.)	87.10% 27	3.23% 1	9.68% 3	0.00% 0	31	1.23

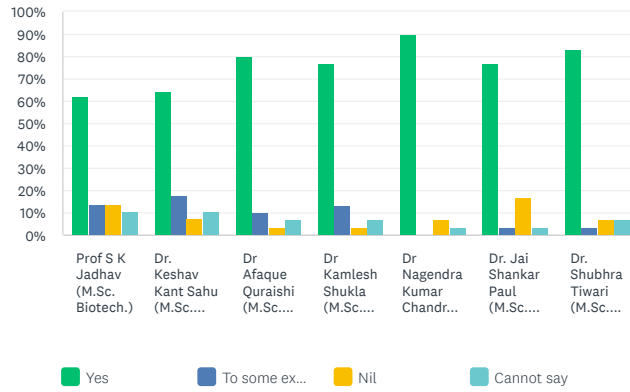
	COURTEOUS	RUDE	INDIFFERENT	STRICT	TOTAL	WEIGHTED AVERAGE
Prof S K Jadhav (M.Sc. Biotech.)	86.67% 26	0.00% 0	6.67% 2	6.67% 2	30	1.33
Dr. Keshav Kant Sahu (M.Sc. Biotech.)	53.33% 16	13.33% 4	0.00% 0	33.33% 10	30	2.13
Dr Afaque Quraishi (M.Sc. Biotech.)	87.10% 27	0.00% 0	3.23% 1	9.68% 3	31	1.35
Dr Kamlesh Shukla (M.Sc. Biotech.)	90.32% 28	0.00% 0	6.45% 2	3.23% 1	31	1.23
Dr Nagendra Kumar Chandrawanshi (M.Sc. Biotech.)	87.10% 27	0.00% 0	3.23% 1	9.68% 3	31	1.35
Dr. Jai Shankar Paul (M.Sc. Biotech.)	70.97% 22	12.90% 4	12.90% 4	3.23% 1	31	1.48
Dr. Shubhra Tiwari (M.Sc. Biotech.)	90.32% 28	3.23% 1	3.23% 1	3.23% 1	31	1.19

Q7

Customize Save as

Was there any opportunity for personal interaction with teacher?

Answered: 30 Skipped: 1



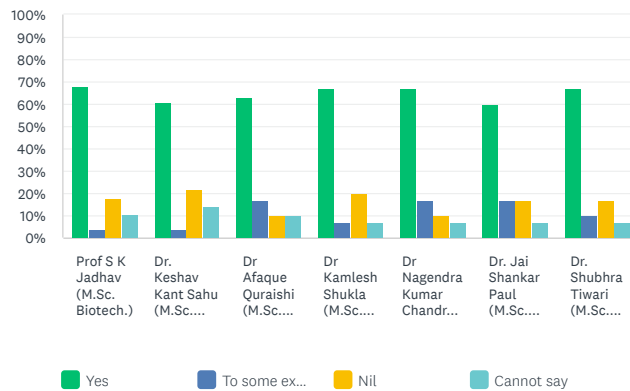
	YES	TO SOME EXTERNAL	NIL	CANNOT SAY	TOTAL	WEIGHTED AVERAGE
Prof S K Jadhav (M.Sc. Biotech.)	62.07% 18	13.79% 4	13.79% 4	10.34% 3	29	1.72
Dr. Keshav Kant Sahu (M.Sc. Biotech.)	64.29% 18	17.86% 5	7.14% 2	10.71% 3	28	1.64
Dr Afaque Quraishi (M.Sc. Biotech.)	80.00% 24	10.00% 3	3.33% 1	6.67% 2	30	1.37
Dr Kamlesh Shukla (M.Sc. Biotech.)	76.67% 23	13.33% 4	3.33% 1	6.67% 2	30	1.40
Dr Nagendra Kumar Chandrawanshi (M.Sc. Biotech.)	90.00% 27	0.00% 0	6.67% 2	3.33% 1	30	1.23
Dr. Jai Shankar Paul (M.Sc. Biotech.)	76.67% 23	3.33% 1	16.67% 5	3.33% 1	30	1.47
Dr. Shubhra Tiwari (M.Sc. Biotech.)	83.33% 25	3.33% 1	6.67% 2	6.67% 2	30	1.37

Q8

Customize Save as

Was there any opportunity for small group work?

Answered: 30 Skipped: 1



	YES	TO SOME EXTERNAL	NIL	CANNOT SAY	TOTAL	WEIGHTED AVERAGE
--	-----	------------------	-----	------------	-------	------------------

	YES	TO SOME EXTERNAL	NIL	CANNOT SAY	TOTAL	WEIGHTED AVERAGE
Prof S K Jadhav (M.Sc. Biotech.)	67.86% 19	3.57% 1	17.86% 5	10.71% 3	28	1.71
Dr. Keshav Kant Sahu (M.Sc. Biotech.)	60.71% 17	3.57% 1	21.43% 6	14.29% 4	28	1.89
Dr Afaque Quraishi (M.Sc. Biotech.)	63.33% 19	16.67% 5	10.00% 3	10.00% 3	30	1.67
Dr Kamlesh Shukla (M.Sc. Biotech.)	66.67% 20	6.67% 2	20.00% 6	6.67% 2	30	1.67
Dr Nagendra Kumar Chandrawanshi (M.Sc. Biotech.)	66.67% 20	16.67% 5	10.00% 3	6.67% 2	30	1.57
Dr. Jai Shankar Paul (M.Sc. Biotech.)	60.00% 18	16.67% 5	16.67% 5	6.67% 2	30	1.70
Dr. Shubhra Tiwari (M.Sc. Biotech.)	66.67% 20	10.00% 3	16.67% 5	6.67% 2	30	1.63

Q9

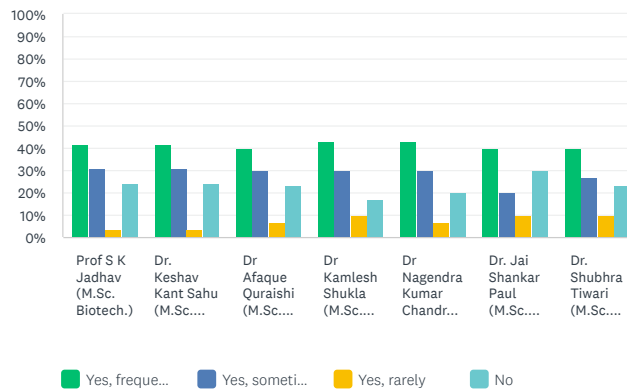


Customize

Save as ▾

Were outside experts invited to address you?

Answered: 30 Skipped: 1



	YES, FREQUENTLY	YES, SOMETIMES	YES, RARELY	NO	TOTAL	WEIGHTED AVERAGE
Prof S K Jadhav (M.Sc. Biotech.)	41.38% 12	31.03% 9	3.45% 1	24.14% 7	29	2.10
Dr. Keshav Kant Sahu (M.Sc. Biotech.)	41.38% 12	31.03% 9	3.45% 1	24.14% 7	29	2.10
Dr Afaque Quraishi (M.Sc. Biotech.)	40.00% 12	30.00% 9	6.67% 2	23.33% 7	30	2.13
Dr Kamlesh Shukla (M.Sc. Biotech.)	43.33% 13	30.00% 9	10.00% 3	16.67% 5	30	2.00
Dr Nagendra Kumar Chandrawanshi (M.Sc. Biotech.)	43.33% 13	30.00% 9	6.67% 2	20.00% 6	30	2.03
Dr. Jai Shankar Paul (M.Sc. Biotech.)	40.00% 12	20.00% 6	10.00% 3	30.00% 9	30	2.30
Dr. Shubhra Tiwari (M.Sc. Biotech.)	40.00% 12	26.67% 8	10.00% 3	23.33% 7	30	2.17

Q10

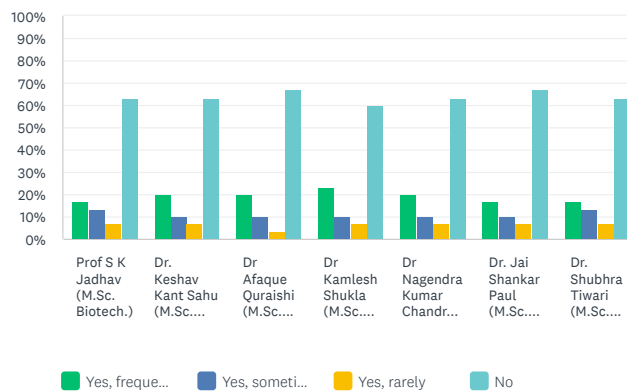


Customize

Save as ▾

Did you visit industries, laboratories, banks located outside the university?

Answered: 30 Skipped: 1



	YES, FREQUENTLY	YES, SOMETIMES	YES, RARELY	NO	TOTAL	WEIGHTED AVERAGE
--	-----------------	----------------	-------------	----	-------	------------------

	YES, FREQUENTLY	YES, SOMETIMES	YES, RARELY	NO	TOTAL	WEIGHTED AVERAGE
▼ Prof S K Jadhav (M.Sc. Biotech.)	16.67% 5	13.33% 4	6.67% 2	63.33% 19	30	3.17
▼ Dr. Keshav Kant Sahu (M.Sc. Biotech.)	20.00% 6	10.00% 3	6.67% 2	63.33% 19	30	3.13
▼ Dr Afaque Quraishi (M.Sc. Biotech.)	20.00% 6	10.00% 3	3.33% 1	66.67% 20	30	3.17
▼ Dr Kamlesh Shukla (M.Sc. Biotech.)	23.33% 7	10.00% 3	6.67% 2	60.00% 18	30	3.03
▼ Dr Nagendra Kumar Chandrawanshi (M.Sc. Biotech.)	20.00% 6	10.00% 3	6.67% 2	63.33% 19	30	3.13
▼ Dr. Jai Shankar Paul (M.Sc. Biotech.)	16.67% 5	10.00% 3	6.67% 2	66.67% 20	30	3.23
▼ Dr. Shubhra Tiwari (M.Sc. Biotech.)	16.67% 5	13.33% 4	6.67% 2	63.33% 19	30	3.17

ENGLISH

[About Momentive](#) • [Careers](#) • [Developers](#) • [Privacy Notice](#) • [California Privacy Notice](#) • [Email Opt-In](#) • [Help](#) • [Cookies Notice](#) • [Copyright © 1999-2022 Momentive](#) • [Cookies Preferences](#)



EXPORTS

PAID FEATURE

Export your survey data in .PDF, .XLS, .CSV, .PPTX, or SPSS format.

Upgrade Learn more »

RESPONDENTS: 39 of 39

ADD TO DASHBOARD

SAVE AS

QUESTION SUMMARIES

INSIGHTS AND DATA TRENDS

INDIVIDUAL RESPONSES

Page 1:

Q1

Save as

Address

Answered: 39 Skipped: 0

ANSWER CHOICES	RESPONSES
Name (नाम) :	Responses 100.00% 39
Gender (लिंग) :	Responses 100.00% 39
Age (उम्र) :	Responses 94.87% 37
Name of the Student (छात्र/छात्रा का नाम):	Responses 100.00% 39
Occupation (व्यवसाय):	Responses 94.87% 37
Address (पता):	Responses 100.00% 39
Year Passed Out:	Responses 0.00% 0
Contact address:	Responses 0.00% 0
Email Address	Responses 0.00% 0
Phone or Mobile Number (फोन या मोबाइल नंबर):	Responses 94.87% 37

Q2

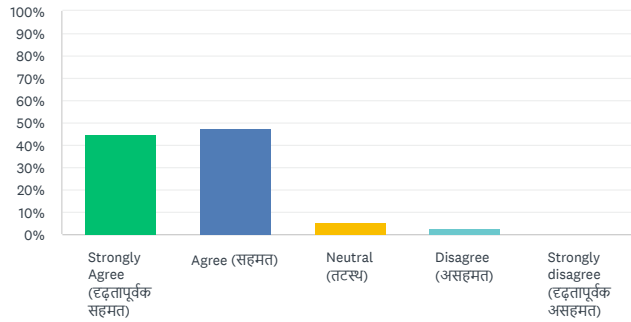


Customize

Save as

Getting admission to the University for my ward is a matter of pride for me. (मेरे बेटे/बेटी के लिए विश्वविद्यालय में प्रवेश मिलना मेरे लिए गर्व की बात है।)

Answered: 38 Skipped: 1



ANSWER CHOICES	RESPONSES
Strongly Agree (दृढ़तापूर्वक सहमत)	44.74% 17
Agree (सहमत)	47.37% 18
Neutral (तटस्थ)	5.26% 2
Disagree (असहमत)	2.63% 1
Strongly disagree (दृढ़तापूर्वक असहमत)	0.00% 0
TOTAL	38

Q3

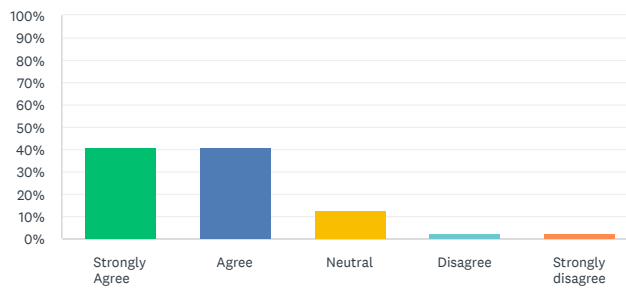


Customize

Save as

The admission process in the University is fair and accurate and the University Employees are cooperative. (विश्वविद्यालय में प्रवेश प्रक्रिया निष्पक्ष और सटीक है और विश्वविद्यालय के कर्मचारी सहयोगी हैं।)

Answered: 39 Skipped: 0



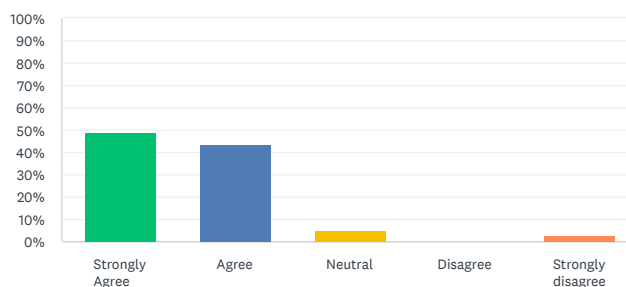
ANSWER CHOICES	RESPONSES
Strongly Agree	41.03% 16
Agree	41.03% 16
Neutral	12.82% 5
Disagree	2.56% 1
Strongly disagree	2.56% 1
TOTAL	39

Q4

Customize Save as

My ward is improving his knowledge base through interaction with professors of the University. (मेरा बच्चा विश्वविद्यालय के प्रोफेसरों के साथ बातचीत के माध्यम से अपने ज्ञान के आधार में सुधार कर रहा है।)

Answered: 39 Skipped: 0



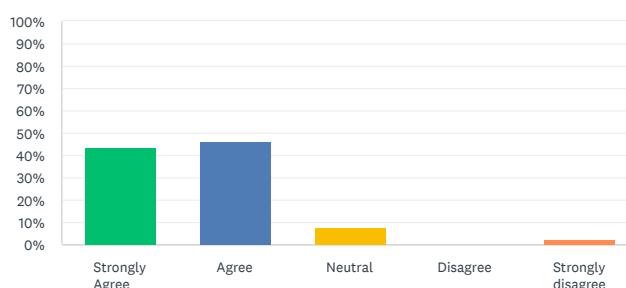
ANSWER CHOICES	RESPONSES
Strongly Agree	48.72% 19
Agree	43.59% 17
Neutral	5.13% 2
Disagree	0.00% 0
Strongly disagree	2.56% 1
TOTAL	39

Q5

Customize Save as

The discipline in the University is good. and also The atmosphere in the University is conducive for learning. (विश्वविद्यालय में अनुशासन अच्छा है; साथ ही विश्वविद्यालय का माहौल सीखने के लिए अनुकूल है।)

Answered: 39 Skipped: 0



ANSWER CHOICES	RESPONSES
----------------	-----------

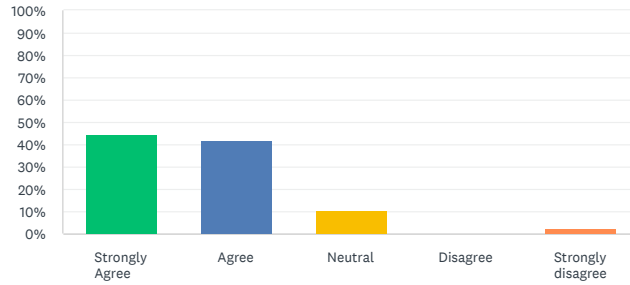
ANSWER CHOICES	RESPONSES	
Strongly Agree	43.59%	17
Agree	46.15%	18
Neutral	7.69%	3
Disagree	0.00%	0
Strongly disagree	2.56%	1
TOTAL		39

Q6

Customize Save as

There is a positive change in the behavior of my ward after joining the University. (विश्वविद्यालय में प्रवेश लेने के बाद मेरे बच्चे के व्यवहार में सकारात्मक परिवर्तन आया है।)

Answered: 38 Skipped: 1



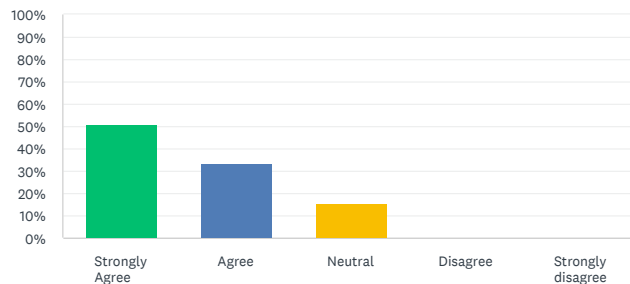
ANSWER CHOICES	RESPONSES	
Strongly Agree	44.74%	17
Agree	42.11%	16
Neutral	10.53%	4
Disagree	0.00%	0
Strongly disagree	2.63%	1
TOTAL		38

Q7

Customize Save as

I have great respect for Pt. Ravishankar Shukla University. and Pt. Ravishankar Shukla University is one of the best Universities in CG. (मैं पं रविशंकर शुक्ल विश्वविद्यालय का बहुत सम्मान करता हूँ। और पं. रविशंकर शुक्ल विश्वविद्यालय छत्तीसगढ़ के सर्वश्रेष्ठ विश्वविद्यालयों में से एक है।)

Answered: 39 Skipped: 0



ANSWER CHOICES	RESPONSES	
Strongly Agree	51.28%	20
Agree	33.33%	13
Neutral	15.38%	6
Disagree	0.00%	0
Strongly disagree	0.00%	0
TOTAL		39

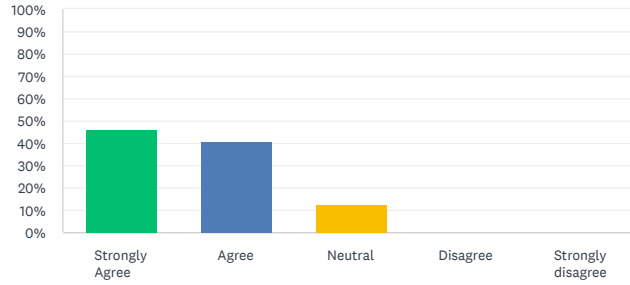


Q8

Customize Save as

The University information is accessible to all and The curriculum of the course is well designed and promotes the learning experience of the students. (विश्वविद्यालय की जानकारी सभी के लिए सुलभ है और पाठ्यक्रम का पाठ्यक्रम अच्छी तरह से डिजाइन किया गया है और छात्रों के सीखने के अनुभव को बढ़ावा देता है।)

Answered: 39 Skipped: 0



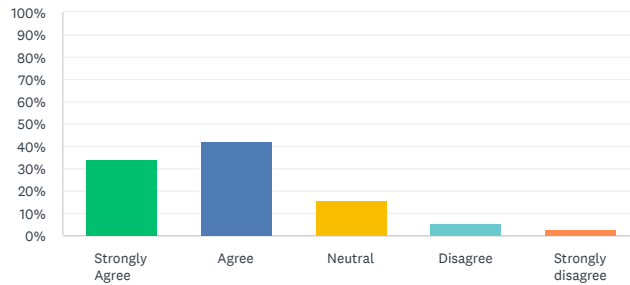
ANSWER CHOICES	RESPONSES
Strongly Agree	46.15% 18
Agree	41.03% 16
Neutral	12.82% 5
Disagree	0.00% 0
Strongly disagree	0.00% 0
TOTAL	39

Q9

Customize Save as

Employability is given focus in the curriculum design, the curriculum incorporates recent changes in the area. (पाठ्यक्रम डिजाइन में रोजगार पर ध्यान दिया जाता है, और पाठ्यक्रम क्षेत्र में हाल के परिवर्तनों को शामिल करता है।)

Answered: 38 Skipped: 1



ANSWER CHOICES	RESPONSES
Strongly Agree	34.21% 13
Agree	42.11% 16
Neutral	15.79% 6
Disagree	5.26% 2
Strongly disagree	2.63% 1
TOTAL	38

Q10

Save as

Suggestions for further improvement:(आगे सुधार के लिए सुझावः)

Answered: 15 Skipped: 24

RESPONSES (15) WORD CLOUD TAGS (0) Sentiments: OFF

Filter: by tag Search responses

Showing 15 responses

6/16/2022 6:42 PM

[View respondent's answers](#)

[Add tags](#) ▼

Promote experimental work. It would be better if you take weekly exams, that means at the end of the chapter.

6/15/2022 10:31 PM

[View respondent's answers](#)

[Add tags](#) ▼

NO

6/15/2022 9:02 PM

[View respondent's answers](#)

[Add tags](#) ▼

Everything thing is perfect

6/15/2022 8:24 PM

[View respondent's answers](#)

[Add tags](#) ▼

Everything is Good.

6/15/2022 8:24 PM

[View respondent's answers](#)

[Add tags](#) ▼

ENGLISH ▼

[About Momentive](#) • [Careers](#) • [Developers](#) • [Privacy Notice](#) • [California Privacy Notice](#) • [Email Opt-In](#) • [Help](#) • [Cookies Notice](#) • [Copyright © 1999-2022 Momentive](#) • [Cookies Preferences](#)



EXPORTS ?

RESPONDENTS: 4 of 4

ADD TO DASHBOARD SAVE AS

PAID FEATURE
Export your survey data in .PDF, .XLS, .CSV, .PPTX, or SPSS format.

Upgrade Learn more »

QUESTION SUMMARIES INSIGHTS AND DATA TRENDS INDIVIDUAL RESPONSES

Page 1:

Q1

Save as

Address

Answered: 4 Skipped: 0

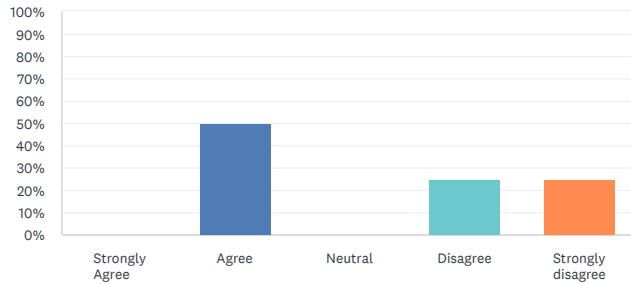
ANSWER CHOICES	RESPONSES
Name:	Responses 100.00% 4
Gender:	Responses 100.00% 4
Designation	Responses 100.00% 4
Experience (in Completed year) :	Responses 75.00% 3
Section/SoS:	Responses 100.00% 4
Address:	Responses 100.00% 4
Year Passed Out:	Responses 0.00% 0
Contact address:	Responses 0.00% 0
Email Address	Responses 0.00% 0
Phone Number	Responses 0.00% 0

Q2

Customize Save as

The procedures followed in the University are effective (विश्वविद्यालय में अपनाई जाने वाली प्रक्रियाएं प्रभावी हैं)

Answered: 4 Skipped: 0




ANSWER CHOICES	RESPONSES
Strongly Agree	0.00% 0
Agree	50.00% 2
Neutral	0.00% 0
Disagree	25.00% 1
Strongly disagree	25.00% 1
TOTAL	4

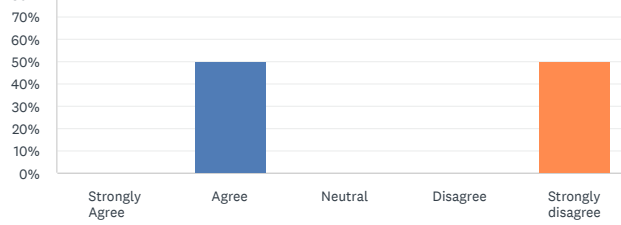
Q3

Customize Save as

The Work distribution is fair and The work load is reasonable. (कार्य वितरण उचित है और कार्यभार उचित है।)

Answered: 4 Skipped: 0





ANSWER CHOICES

- ▼ Strongly Agree
- ▼ Agree
- ▼ Neutral
- ▼ Disagree
- ▼ Strongly disagree

RESPONSES

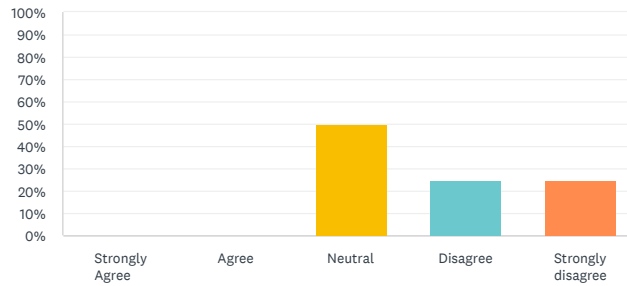
Strongly Agree	0.00%	0
Agree	50.00%	2
Neutral	0.00%	0
Disagree	0.00%	0
Strongly disagree	50.00%	2
TOTAL		4

Q4

Customize Save as

The placement of the employees is as per the job requirements (कर्मचारियों की नियुक्ति नौकरी की आवश्यकताओं के अनुसार है)

Answered: 4 Skipped: 0



ANSWER CHOICES

- ▼ Strongly Agree
- ▼ Agree
- ▼ Neutral
- ▼ Disagree
- ▼ Strongly disagree

RESPONSES

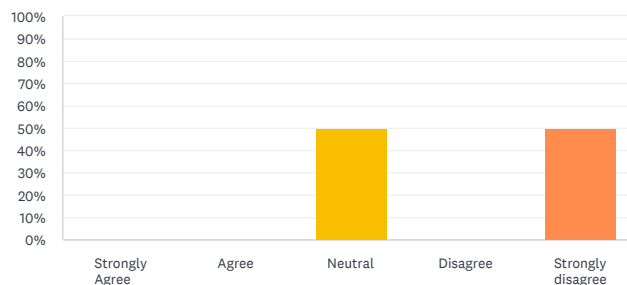
Strongly Agree	0.00%	0
Agree	0.00%	0
Neutral	50.00%	2
Disagree	25.00%	1
Strongly disagree	25.00%	1
TOTAL		4

Q5

Customize Save as

The training programs organized at the Human Resource Development Center of the University are helpful (विश्वविद्यालय के मानव संसाधन विकास केंद्र में आयोजित प्रशिक्षण कार्यक्रम सहायक होते हैं)

Answered: 4 Skipped: 0



ANSWER CHOICES

- ▼ Strongly Agree
- ▼ Agree

RESPONSES

Strongly Agree	0.00%	0
Agree	0.00%	0

ANSWER CHOICES

RESPONSES

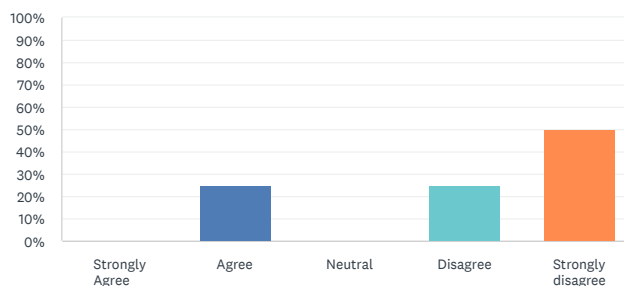
Neutral	50.00%	2
TOTAL		4
Disagree	0.00%	0
Strongly disagree	50.00%	2
TOTAL		4

Q6

Customize Save as

The promotion policies of the University are encouraging and the infrastructure facilities are supporting the work environment (विश्वविद्यालय की पदोन्नति नीतियां उत्साहजनक हैं और बुनियादी सुविधाएं काम के माहौल का समर्थन कर रही हैं)

Answered: 4 Skipped: 0



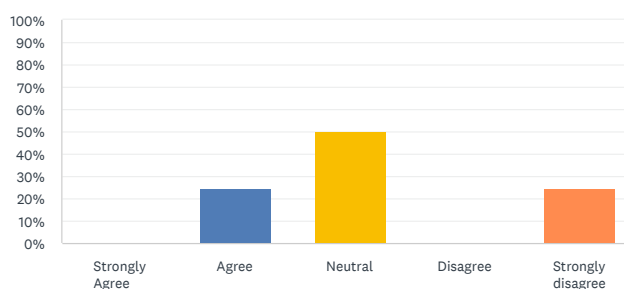
ANSWER CHOICES	RESPONSES	
Strongly Agree	0.00%	0
Agree	25.00%	1
Neutral	0.00%	0
Disagree	25.00%	1
Strongly disagree	50.00%	2
TOTAL		4

Q7

Customize Save as

The employees are having clear understanding of their roles and responsibilities, Also The superior-subordinate relationships are fine. (कर्मचारियों को उनकी भूमिकाओं और जिम्मेदारियों की स्पष्ट समझ हो रही है, साथ ही बेहतर-अधीनस्थ संबंध ठीक हैं।)

Answered: 4 Skipped: 0



ANSWER CHOICES	RESPONSES	
Strongly Agree	0.00%	0
Agree	25.00%	1
Neutral	50.00%	2
Disagree	0.00%	0
Strongly disagree	25.00%	1
TOTAL		4

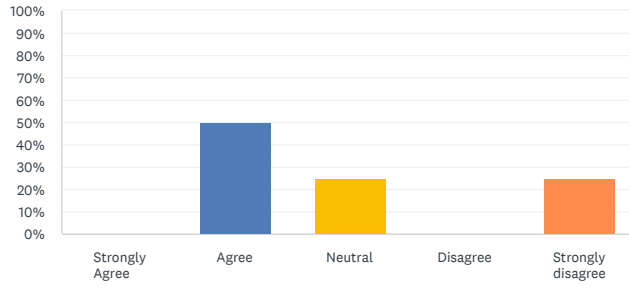
Q8

Customize Save

The administration respects women employees and treats them well, and

The administration respects women employees and treats them well, and further The employees have the opportunity to contribute to process development. (प्रशासन महिला कर्मचारियों का सम्मान करता है और उनके साथ अच्छा व्यवहार करता है, और आगे कर्मचारियों को प्रक्रिया के विकास में योगदान करने का अवसर मिलता है।)

Answered: 4 Skipped: 0



ANSWER CHOICES

- ▼ Strongly Agree
- ▼ Agree
- ▼ Neutral
- ▼ Disagree
- ▼ Strongly disagree

RESPONSES

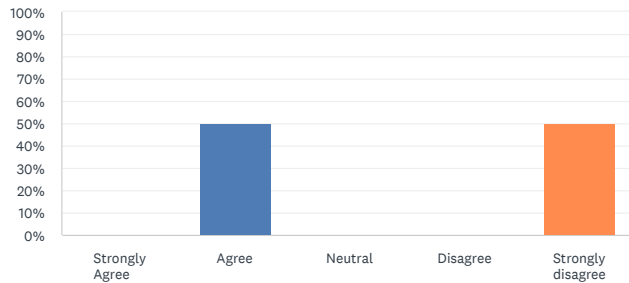
Response	Percentage	Count
Strongly Agree	0.00%	0
Agree	50.00%	2
Neutral	25.00%	1
Disagree	0.00%	0
Strongly disagree	25.00%	1
TOTAL		4

Q9

Customize Save as ▼

The employee grievances are settled fairly and also The University provides opportunities and support to the Staff and their family members. (कर्मचारियों की शिकायतों का निष्पक्ष रूप से निपटारा किया जाता है और विश्वविद्यालय कर्मचारियों और उनके परिवार के सदस्यों को अवसर और सहायता भी प्रदान करता है।)

Answered: 4 Skipped: 0



ANSWER CHOICES

- ▼ Strongly Agree
- ▼ Agree
- ▼ Neutral
- ▼ Disagree
- ▼ Strongly disagree

RESPONSES

Response	Percentage	Count
Strongly Agree	0.00%	0
Agree	50.00%	2
Neutral	0.00%	0
Disagree	0.00%	0
Strongly disagree	50.00%	2
TOTAL		4

Q10

Save as ▼

Suggestions for further improvement:(आगे सुधार के लिए सुझावः)

Answered: 4 Skipped: 0

RESPONSES (4) WORD CLOUD TAGS (0)

Sentiments: OFF

Filter: by tag ▼

Search responses

Showing 4 responses

सही समय पर प्रमोशन होना चाहिए

4/19/2022 4:49 PM

[View respondent's answers](#)

[Add tags](#) ▼

Post ke adhaar par kam Lena chahiy

3/31/2022 3:32 PM

[View respondent's answers](#)

[Add tags](#) ▼

पदानुसार काम लिया जाय

3/31/2022 3:30 PM

[View respondent's answers](#)

[Add tags](#) ▼

There should be promotion scheme for RA.

3/31/2022 3:20 PM

[View respondent's answers](#)

[Add tags](#) ▼

ENGLISH

[About Momentive](#) • [Careers](#) • [Developers](#) • [Privacy Notice](#) • [California Privacy Notice](#) • [Email Opt-In](#) • [Help](#) • [Cookies Notice](#) • [Copyright © 1999-2022 Momentive](#) • [Cookies Preferences](#)



EXPORTS

RESPONDENTS: 40 of 40

ADD TO DASHBOARD

SAVE AS

PAID FEATURE

Export your survey data in .PDF, .XLS, .CSV, .PPTX, or SPSS format.

Upgrade Learn more »

QUESTION SUMMARIES

INSIGHTS AND DATA TRENDS

INDIVIDUAL RESPONSES

Page 1:

Q1

Save as

Address

Answered: 40 Skipped: 0

ANSWER CHOICES	RESPONSES	
Name:	Responses	100.00% 40
Gender:	Responses	97.50% 39
Age:	Responses	97.50% 39
Current Occupation:	Responses	92.50% 37
Department attended:	Responses	87.50% 35
Year of Study:	Responses	97.50% 39
Year Passed Out:	Responses	90.00% 36
Contact address:	Responses	97.50% 39
Email Address	Responses	100.00% 40
Phone Number	Responses	97.50% 39

Q2

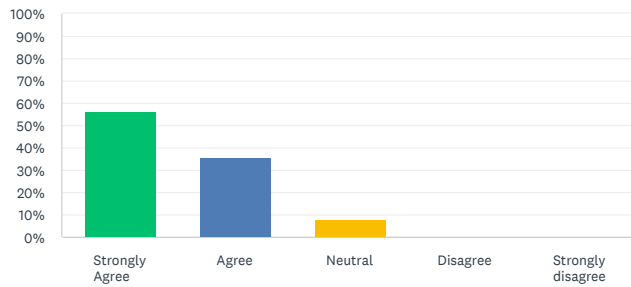


Customize

Save as

I feel proud to be the student of Pandit Ravishankar Shukla University (PRSU).

Answered: 39 Skipped: 1



ANSWER CHOICES	RESPONSES	
Strongly Agree	Responses	56.41% 22
Agree	Responses	35.90% 14
Neutral	Responses	7.69% 3
Disagree	Responses	0.00% 0
Strongly disagree	Responses	0.00% 0
TOTAL		39

Q3



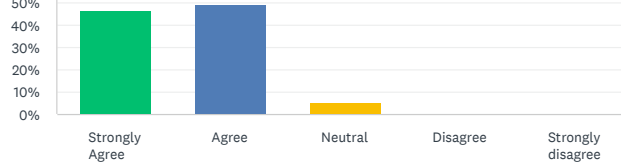
Customize

Save as

The learning I had in the University is useful in my career.

Answered: 39 Skipped: 1





ANSWER CHOICES

RESPONSES

Strongly Agree	46.15%	18
Agree	48.72%	19
Neutral	5.13%	2
Disagree	0.00%	0
Strongly disagree	0.00%	0
TOTAL		39

Q4

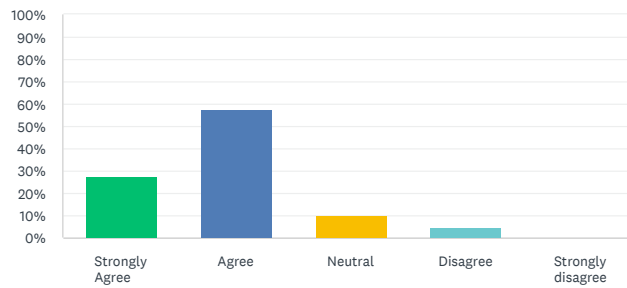


Customize

Save as

The developments in the University in recent years are appreciative.

Answered: 40 Skipped: 0



ANSWER CHOICES

RESPONSES

Strongly Agree	27.50%	11
Agree	57.50%	23
Neutral	10.00%	4
Disagree	5.00%	2
Strongly disagree	0.00%	0
TOTAL		40

Q5

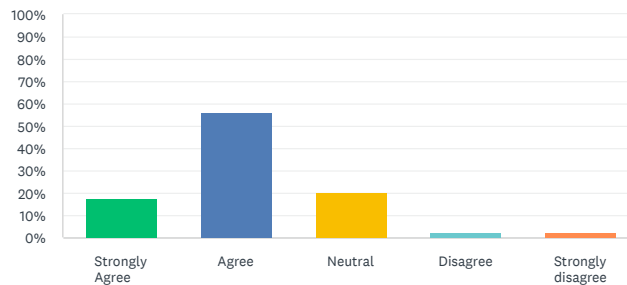


Customize

Save as

The new courses introduced meet contemporary requirements.

Answered: 39 Skipped: 1



ANSWER CHOICES

RESPONSES

Strongly Agree	17.95%	7
Agree	56.41%	22
Neutral	20.51%	8
Disagree	2.56%	1
Strongly disagree	2.56%	1
TOTAL		39

Q6

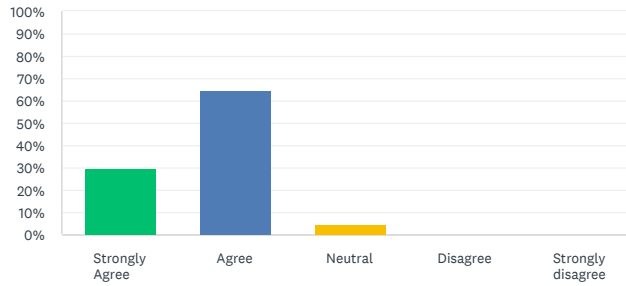


Customize

Save as ▾

PRSU is involving alumni in its activities.

Answered: 40 Skipped: 0



ANSWER CHOICES

RESPONSES

Strongly Agree	30.00%	12
Agree	65.00%	26
Neutral	5.00%	2
Disagree	0.00%	0
Strongly disagree	0.00%	0
TOTAL		40

Q7

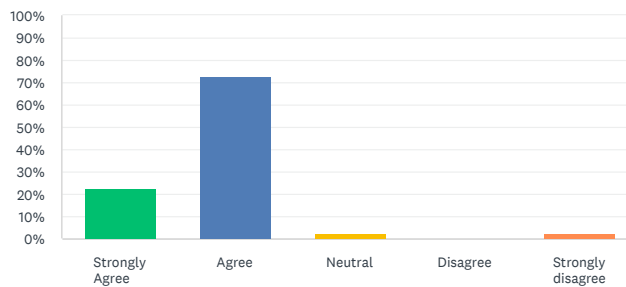


Customize

Save as ▾

The alumni have a role to play in academically strengthening the University further.

Answered: 40 Skipped: 0



ANSWER CHOICES

RESPONSES

Strongly Agree	22.50%	9
Agree	72.50%	29
Neutral	2.50%	1
Disagree	0.00%	0
Strongly disagree	2.50%	1
TOTAL		40

Q8

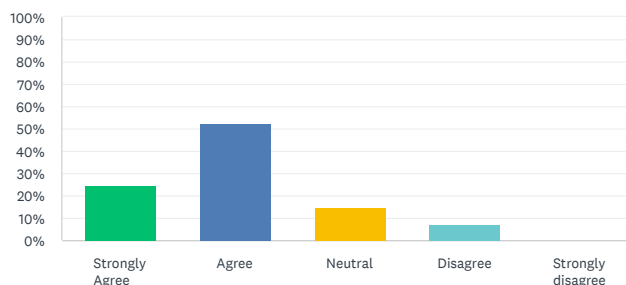


Customize

Save as ▾

The alumni have a role to play in financially strengthening the University.

Answered: 40 Skipped: 0



ANSWER CHOICES

- Strongly Agree
- Agree
- Neutral
- Disagree
- Strongly disagree

RESPONSES

Strongly Agree	25.00%	10
Agree	52.50%	21
Neutral	15.00%	6
Disagree	7.50%	3
Strongly disagree	0.00%	0

TOTAL

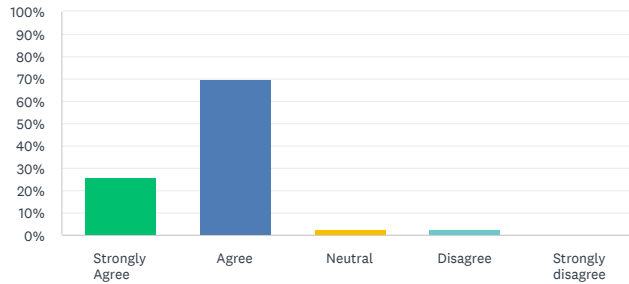
40

Q9

Customize Save as

Formation of Department wise alumni associations is a step in the right direction and also The Department/ PRSU administration should take initiative to efficiently enroll and strengthen the alumni association.

Answered: 39 Skipped: 1



ANSWER CHOICES

- Strongly Agree
- Agree
- Neutral
- Disagree
- Strongly disagree

RESPONSES

Strongly Agree	25.64%	10
Agree	69.23%	27
Neutral	2.56%	1
Disagree	2.56%	1
Strongly disagree	0.00%	0

TOTAL

39

Q10

Save as

Suggestions for further improvement:

Answered: 14 Skipped: 26

RESPONSES (14) WORD CLOUD TAGS (0)

Sentiments: OFF

Filter: by tag

Search responses

Showing 14 responses

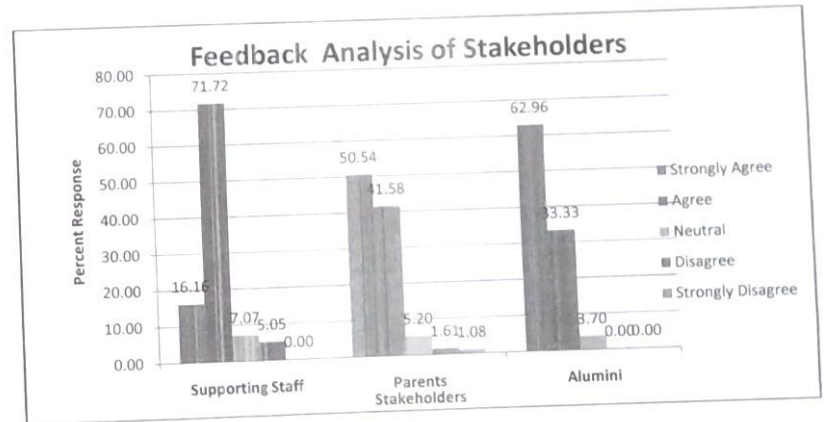
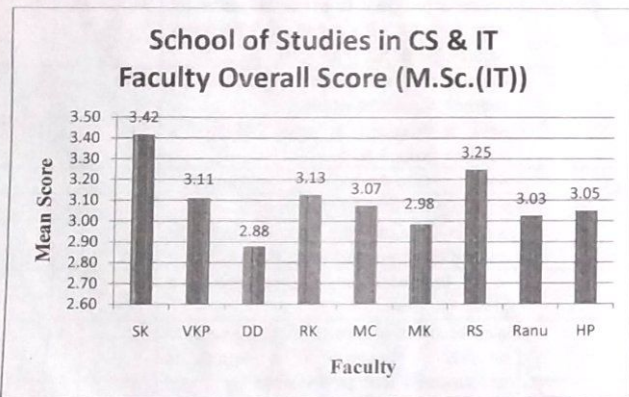
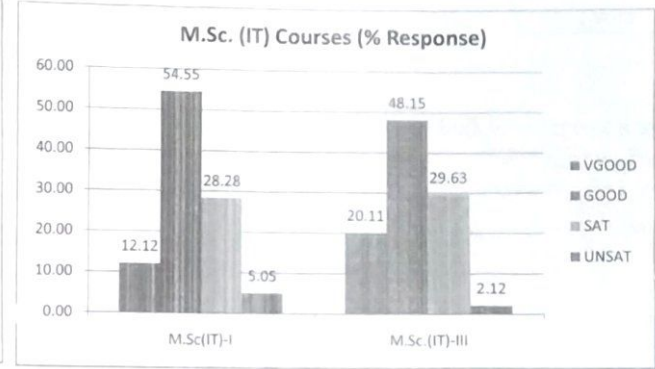
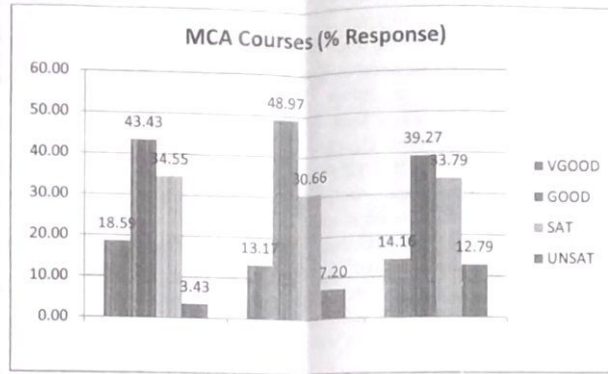
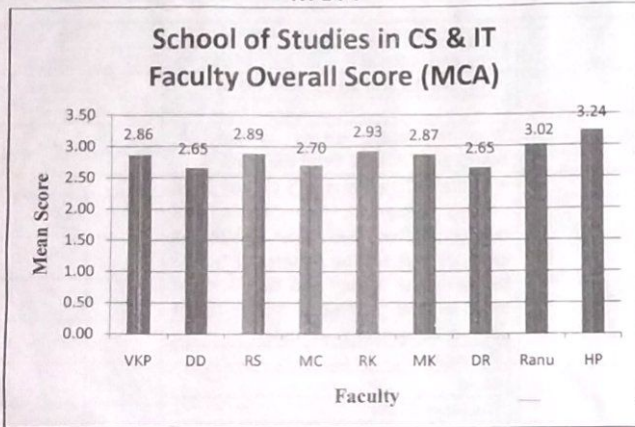
- The university should be among the top ranking academic institution in the country. Everything should be done to achieve it.
 7/23/2021 8:24 PM [View respondent's answers](#) [Add tags](#)
- Thanks
 7/23/2021 5:09 PM [View respondent's answers](#) [Add tags](#)
- Projects funds, Industrial tie up for the student to get a job
 7/20/2021 7:31 AM [View respondent's answers](#) [Add tags](#)
- There should be interaction between alumni and current students.. even after the alumni meeting
 7/12/2021 11:24 PM [View respondent's answers](#) [Add tags](#)





S.No	CLASS	No. of Students	Date	Action taken	Sign
1.	MCA	I - 25	25/09/2022	Necessary directions were given to the concerned subject teachers.	<i>[Signature]</i>
		II - 54	14/02/2022		
		III - 25	17/02/2022		
2.	M.Sc.(IT)	I - 22	25/09/2022		
		III - 21	22/02/2022		

(2021-22)
MCA



SoS in Economics
Pt. Ravishankar Shukla University
Raipur (C.G.) 492010

Student Feedback Report 2021-22

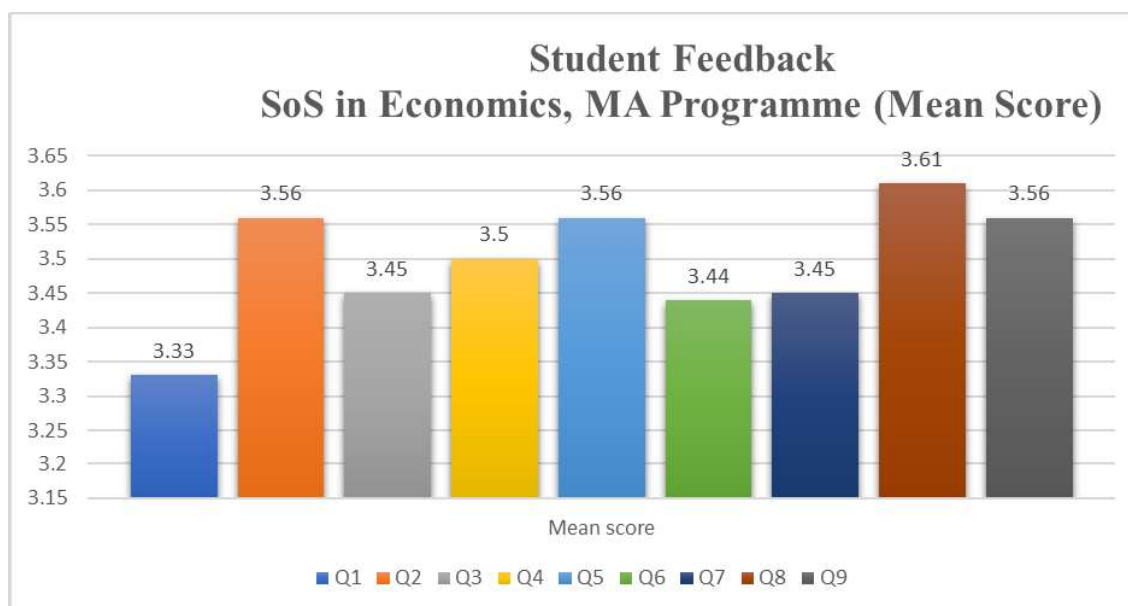
Abbreviations used

Abbreviations	Name of Faculty
A	Dr. R. Prasad
B	Dr. A. K. Pandey
C	Dr. Ravindra Brahme
D	Dr. B. L. Sonekar
E	Dr. Archana Sethi
F	Dr. Sunil Kumeti

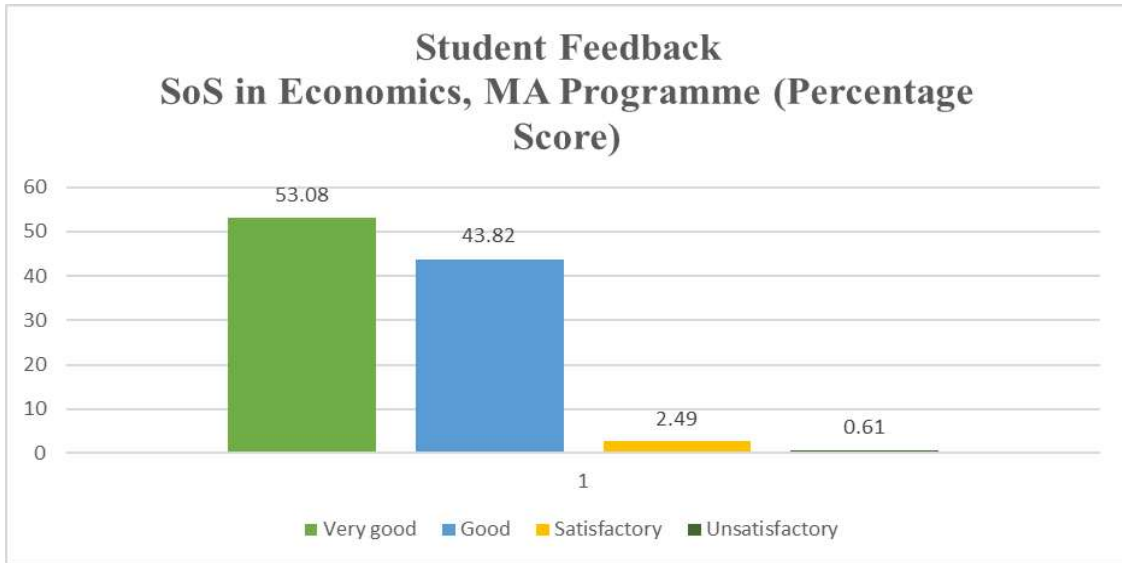
SCORING			
4	3	2	1
A	B	C	D
Very good	Good	Satisfactory	Unsatisfactory

No. of students participating –M.A. Economics IV Sem = 18
Total No. of students –M.A. Economics IV Sem = 27
Total faculty members Permanent (6) = Total 06

M.A. Programme Student Feedback

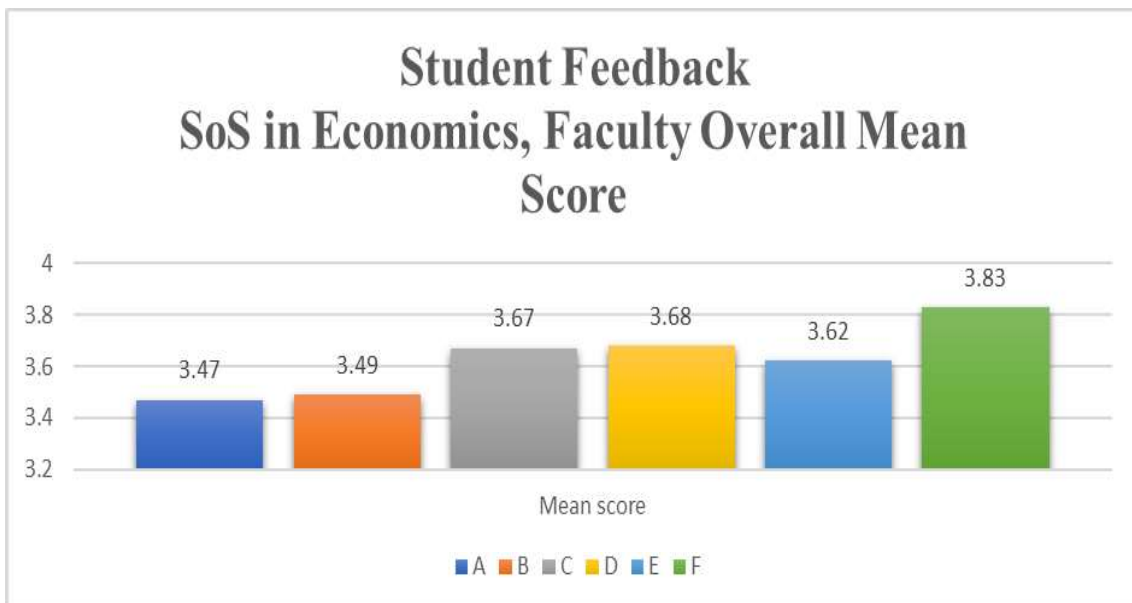


PERCENT RESPONSE



Faculty Student Feedback

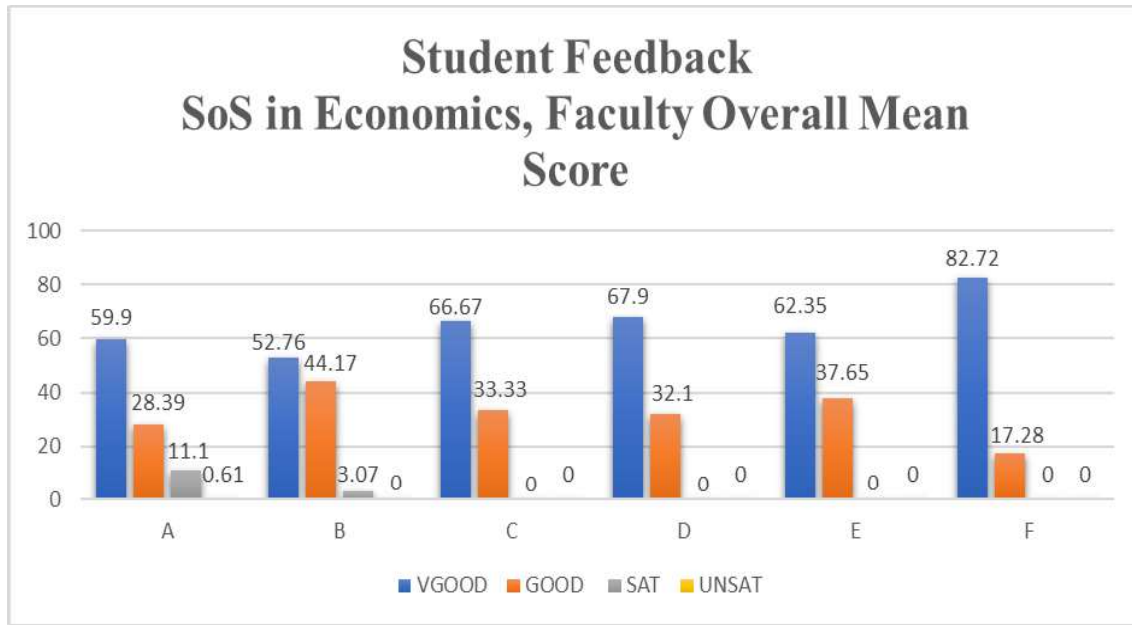
Abbreviations	Name of Faculty	Mean Score
A	Dr. R. Prasad	3.47
B	Dr. A. K. Pandey	3.49
C	Dr. Ravindra Brahme	3.67
D	Dr. B. L. Sonekar	3.68
E	Dr. Archana Sethi	3.62
F	Dr. Sunil Kumeti	3.83



PERCENT RESPONSE TO FACULTY


M.A. Economics

FACULTY	VGOOD	GOOD	SAT	UNSAT
A	59.90	28.39	11.10	0.61
B	52.76	44.17	3.07	0
C	66.67	33.33	0	0
D	67.90	32.10	0	0
E	62.35	37.65	0	0
F	82.72	17.28	0	0



ACTION TAKEN REPORT

The overall score given by students to the faculty was circulated among the faculty members including ad hoc members with the request for improvement in teaching.

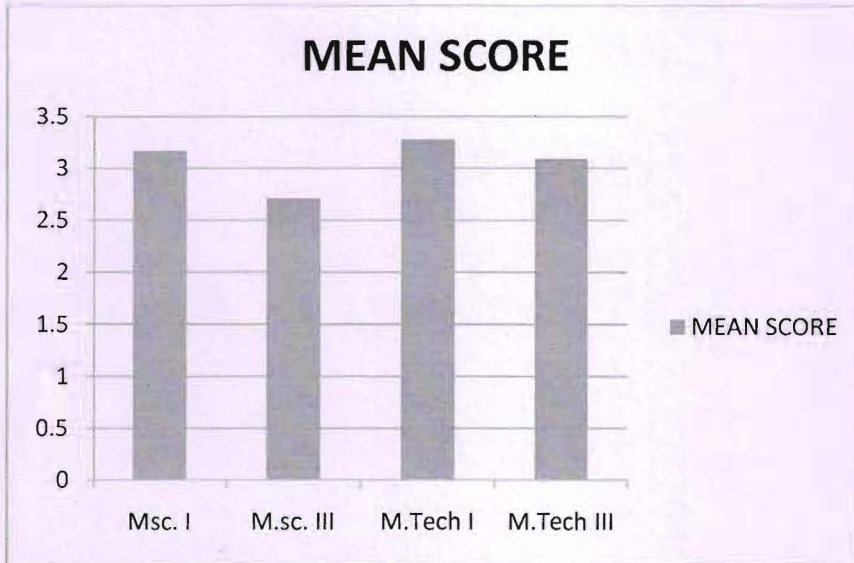

Name of Faculty
Professor in charge
Student feedback, SLS

SoS in Electronics and Photonics

Pt. Ravishankar Shukla University, Raipur (C.G.)

STUDENT FEEDBACK FOR COURSE AND FACULTY(2021-2022)

Course Feedback



SEMESTER	MEAN SCORE
Msc. I	3.17
M.sc. III	2.71
M.Tech I	3.28
M.Tech III	3.09

No. of students

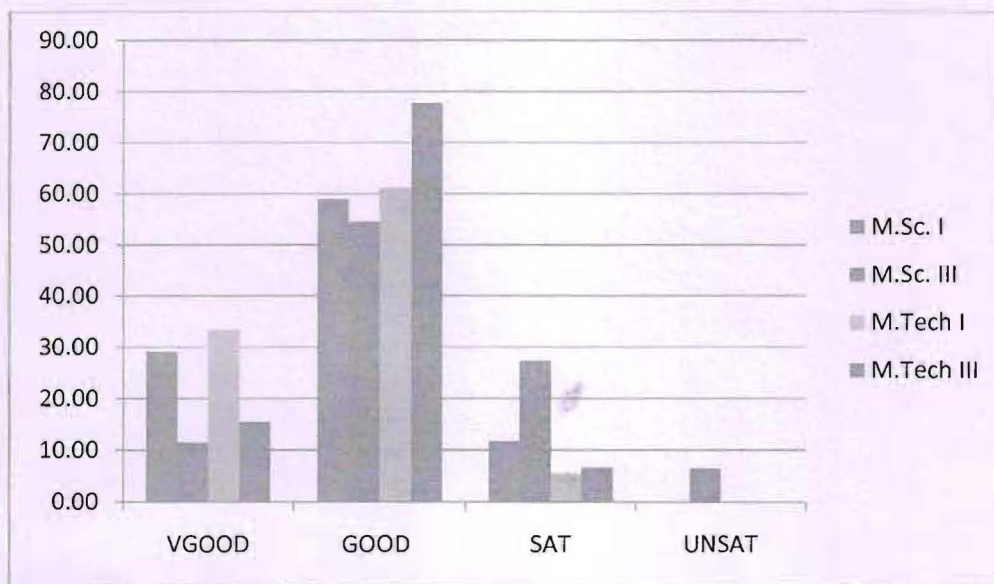
M.Sc. I = 16

M.Tech. I = 8

M.Sc. III = 24

M.Tech. III = 5

Percentage Response to Course



Othub
HEAD
S.O.S. in Electronics & Photonics
Pt. Ravishankar Shukla University
RAIPUR (C.G.) 492 010


SoS in Electronics and Photonics

Pt. Ravishankar Shukla University, Raipur (C.G.)

STUDENT FEEDBACK FOR COURSE AND FACULTY(2021-2022)

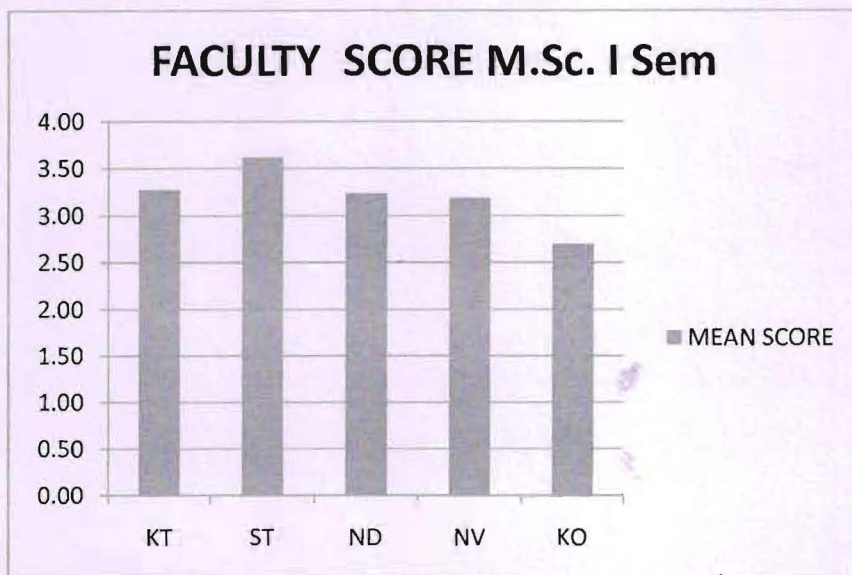
SEMESTER	VGOOD	GOOD	SAT	UNSAT
M.Sc. I	29.16	59.03	11.80	0.00
M.Sc. III	11.57	54.62	27.31	6.48
M.Tech. I	33.33	61.11	5.55	0.00
M.Tech. III	15.55	77.77	6.66	0.00

Faculty Feedback



FACULTY	MEAN SCORE
KT	3.52
ST	3.78
ND	3.34
NV	3.05
KO	2.54

No. of Students
M.Sc. III Semester = 24



FACULTY	MEAN SCORE
KT	3.28
ST	3.62
ND	3.24
NV	3.19
KO	2.70

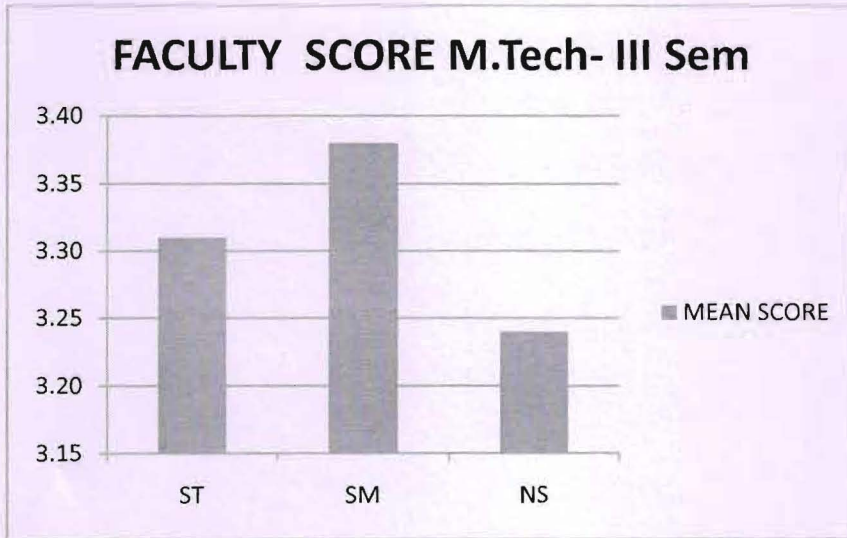
No. of Students
M.Sc. I Semester = 16

Coohub
HEAD
S.O.S. in Electronics & Photonics
Pt. Ravishankar Shukla University
RAIPUR (C.G.) 492 010.

SoS in Electronics and Photonics

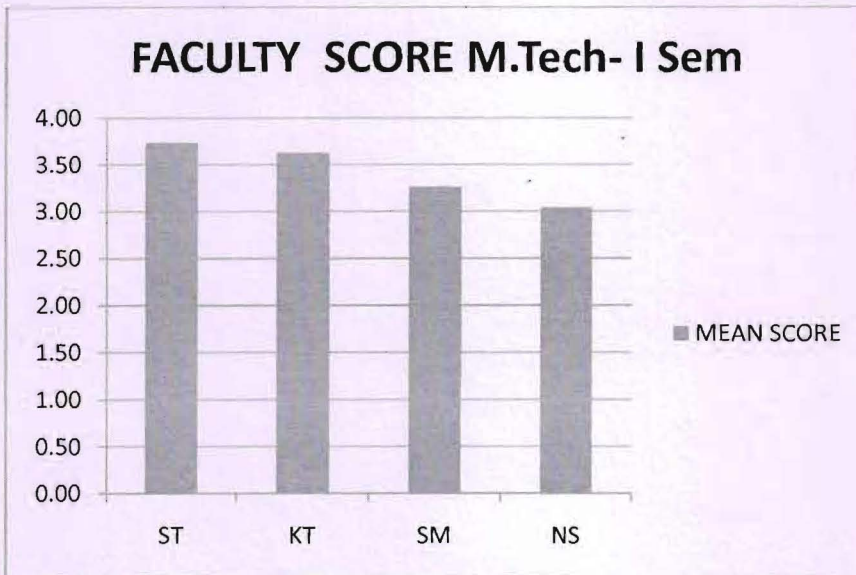
Pt. Ravishankar Shukla University, Raipur (C.G.)

STUDENT FEEDBACK FOR COURSE AND FACULTY(2021-2022)



FACULTY	MEAN SCORE
ST	3.31
SM	3.38
NS	3.24

No. of Students
M.Tech. III Semester = 5



FACULTY	MEAN SCORE
ST	3.74
KT	3.63
SM	3.26
NS	3.04

No. of Students
M.Tech. I Semester = 8

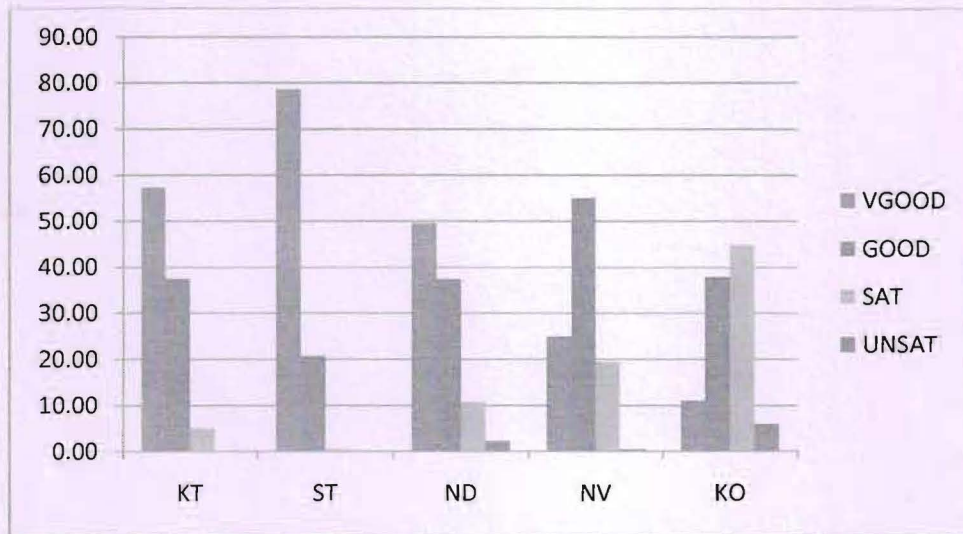
C. Thelani
HEAD
S.O.S. in Electronics & Photonics
Pt. Ravishankar Shukla University
RAIPUR (C.G.) 492 010

SoS in Electronics and Photonics

Pt. Ravishankar Shukla University, Raipur (C.G.)

STUDENT FEEDBACK FOR COURSE AND FACULTY(2021-2022)

Percent Response to Faculty

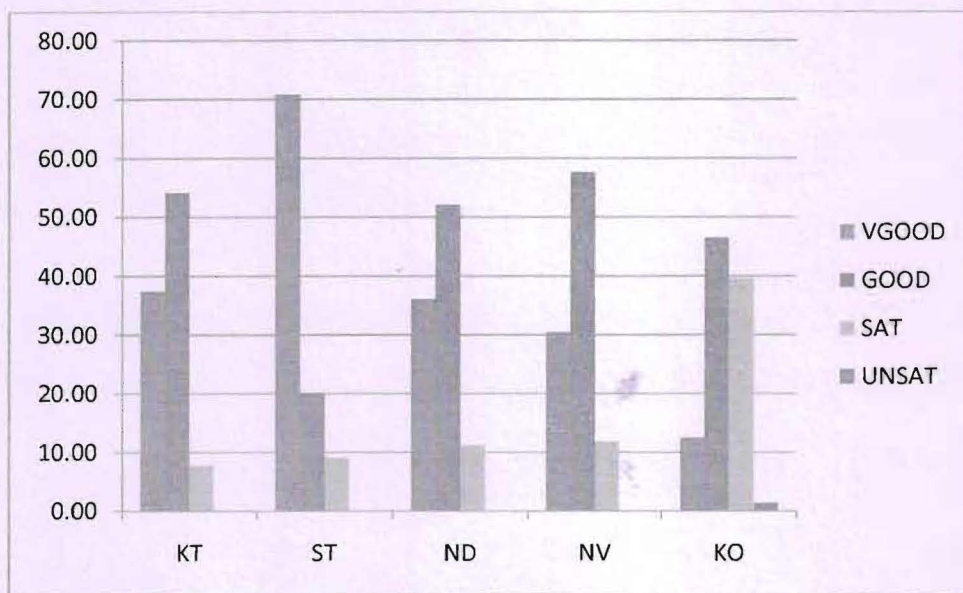


M.Sc. III Sem

FACULTY	VGOOD	GOOD	SAT	UNSAT
KT	57.40	37.50	5.09	0.00
ST	78.70	20.80	0.46	0.00
ND	49.63	37.50	10.64	2.31
NV	25.00	55.09	19.44	0.46
KO	11.11	37.96	44.90	6.02

No. of Students

M.Sc. III Semester = 24



(Signature)
 HEAD
 O.S. in Electronics & Photonics
 Pt. Ravishankar Shukla University
 RAIPUR (C.G.) 492 010

SoS in Electronics and Photonics

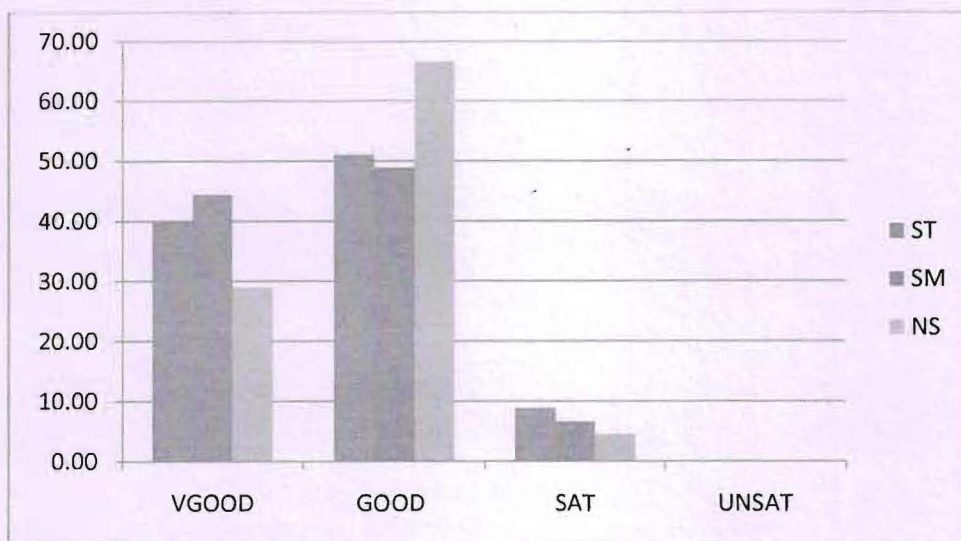
Pt. Ravishankar Shukla University, Raipur (C.G.)

STUDENT FEEDBACK FOR COURSE AND FACULTY(2021-2022)

M.Sc. I Sem

FACULTY	VGOOD	GOOD	SAT	UNSAT
KT	37.50	54.16	7.63	0.00
ST	70.83	20.13	9.03	0.00
ND	36.11	52.08	11.11	0.00
NV	30.55	57.63	11.80	0.00
KO	12.50	46.52	39.58	1.38

No. of Students
M.Sc. I Semester = 16



M.Tech III Sem

FACULTY	VGOOD	GOOD	SAT	UNSAT
ST	40.00	51.11	8.88	0.00
SM	44.44	48.88	6.66	0.00
NS	28.88	66.66	4.44	0.00

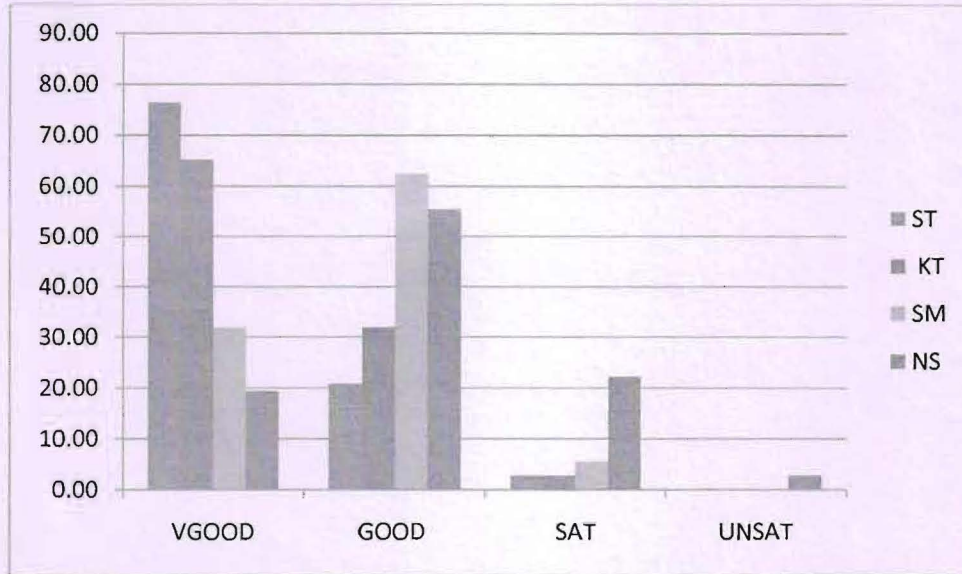
No. of Students
M.Tech. III Semester = 5

Atkhar
HEAD
S.O.S. in Electronics & Photonics
Pt. Ravishankar Shukla University
RAIPUR (C.G.) 492 010

SoS in Electronics and Photonics

Pt. Ravishankar Shukla University, Raipur (C.G.)

STUDENT FEEDBACK FOR COURSE AND FACULTY(2021-2022)



M.Tech I Sem

FACULTY	VGOOD	GOOD	SAT	UNSAT
ST	76.38	20.80	2.77	0.00
KT	65.27	31.94	2.77	0.00
SM	31.94	62.50	5.55	0.00
NS	19.44	55.55	22.22	2.77

No. of Students

M.Tech. I Semester = 8

Name of Faculty:

KT = Dr. Kavita Thakur

ST = Dr. Sanjay Tiwari

ND = Ms. Neha Dewangan

NS = Mr. Naman Shukla

SM = Ms. Sweta Minj

NV = Ms. Neha Verma

KO = Mr. Kishan Ogare

W. Thakur
HEAD
S.O.S. in Electronics & Photonics
Pt. Ravishankar Shukla University
RAIPUR (C.G.) 492 010

School of Studies in Electronics & Photonics Pt. Ravishankar Shukla University, Raipur (C.G.)

ACTION TAKEN REPORT ON FEEDBACK FROM STUDENTS OF M.SC. & M. TECH. (I & III Semester SESSION 2021-22)

Feedback form in prescribed format had been collected from students of M.Sc. & M.Tech. (I & III Semester Session 2021-22). Free and frank opinion of students on classroom teaching of individual teachers, the course content, laboratory experiments & overall atmosphere of the department, written in feedback form, were made open to all teachers and examined critically.

Staff members discussed the implications of the students' feedback and to strategize how to make students experience more pleasant and seamless. Student feedback has provided staff and faculty with meaningful information that initiates fruitful and insightful conversations and results in significant actions to change programs, pedagogical approaches, and so forth. The actions that were taken as a result of feedback from this survey are summarized below.

- The general comment, received from majority of students regarding the classroom teaching skill of the entire department is good. There was query on use of modern teaching skills.

Action Taken

In spite of good performance all the teachers have been advised it enhances their mode of teaching to the best capabilities. All the teachers are computer literate and use technology for class room teaching.

- Enhancement of internet facilities

Internet facility is accessible to students in computer laboratory which students use in their practical and other works. Apart from this they did practical in virtual mode and learned many software viz. Matlab, Expeyes, Silvaco etc

- The students also made comments on the content of syllabi. Majority of students are satisfied with the syllabi, some felt that the course content is little lengthy

Action Taken

The meeting of board of studies (BOS) in electronics is held every year and syllabi of all the theory papers are reviewed and the course content is revised, changed if necessary.

- Student gave feed back on networking internet facility of computer lab, existing hardware and software facilities in the department. According to them, it should be strengthened.

Action Taken

Internet facility of computer lab has been improved.

- Majority Students Commented on lack of appropriate number of teaching faculty in the department. They felt that the posts should be filled as early as possible.

Action Taken

As per UGC Regulation 2021 all the vacant teaching position are in the process of advertisement by the University and to be filled very soon.

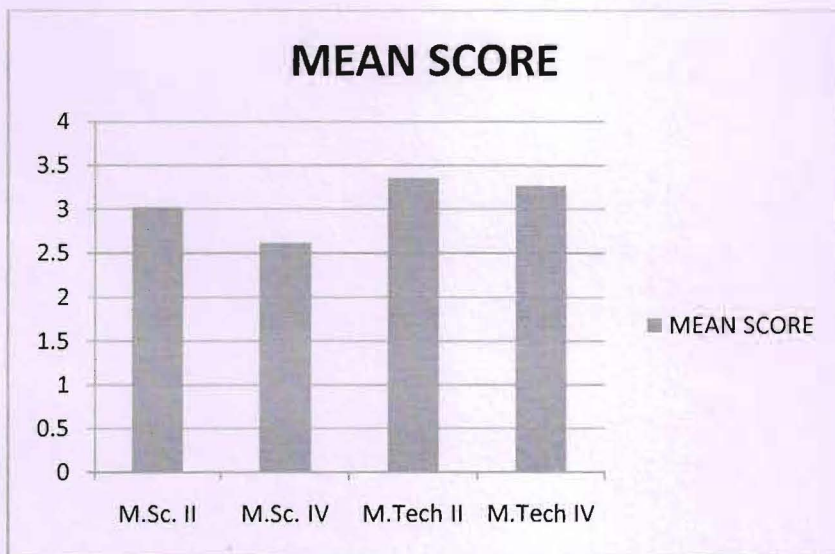
12/12/2022
HEAD
S.O.S. in Electronics & Photonics
Pt. Ravishankar Shukla University
RAIPUR (C.G.) 492 010

SoS in Electronics and Photonics

Pt. Ravishankar Shukla University, Raipur (C.G.)

STUDENT FEEDBACK FOR COURSE AND FACULTY(2021-2022)

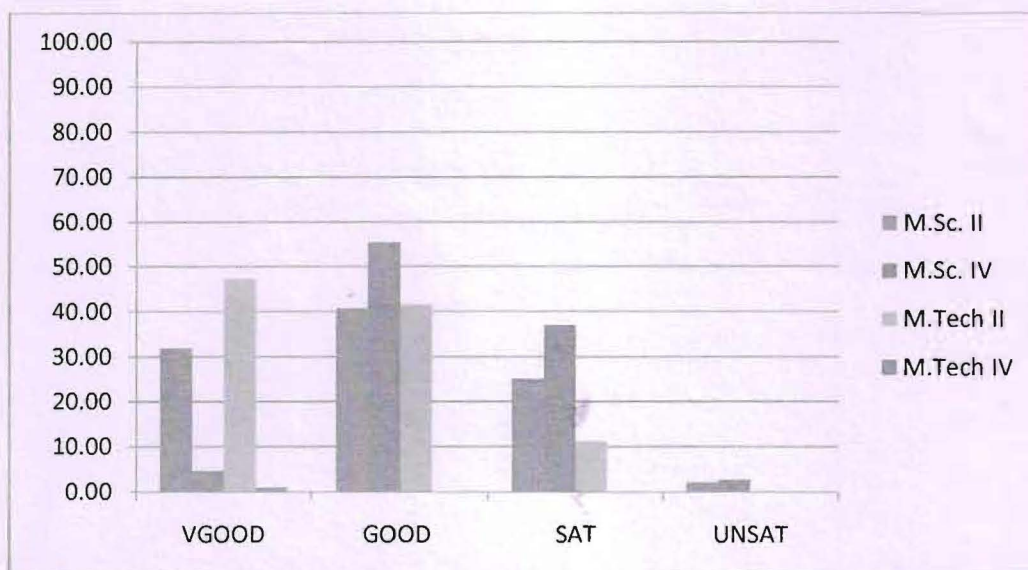
Course Feedback



SEMESTER	MEAN SCORE
M.Sc. II	3.02
M.Sc. IV	2.62
M.Tech II	3.36
M.Tech IV	3.27

No. of students			
M.Sc. II	= 15	M.Tech. II	= 8
M.Sc. IV	= 24	M.Tech. IV	= 5

Percentage Response to Course



W. Thakur
 HEAD
 S.O.S. in Electronics & Photonics
 Pt. Ravishankar Shukla University
 RAIPUR (C.G.) 492 010

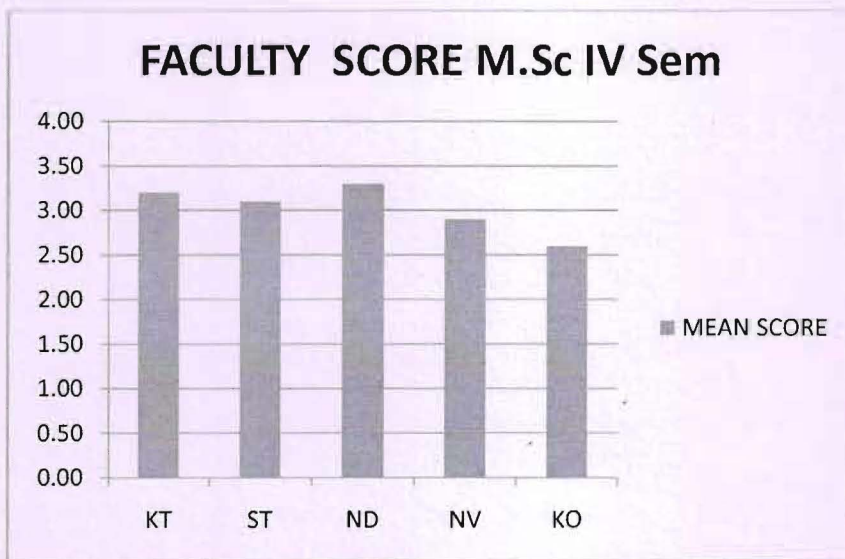
SoS in Electronics and Photonics

Pt. Ravishankar Shukla University, Raipur (C.G.)

STUDENT FEEDBACK FOR COURSE AND FACULTY(2021-2022)

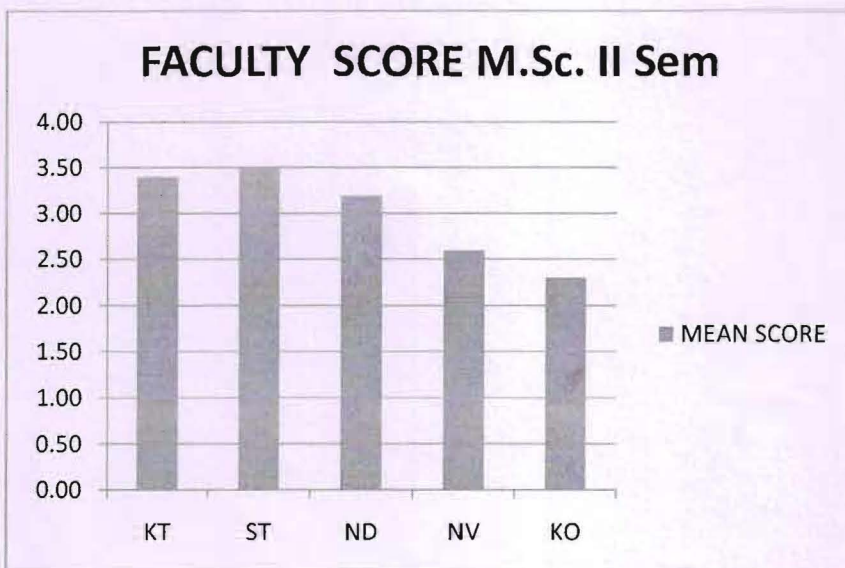
SEMESTER	VGOOD	GOOD	SAT	UNSAT
M.Sc. II	31.85	40.74	25.19	2.22
M.Sc. IV	4.63	55.56	37.04	2.78
M.Tech II	47.22	41.67	11.11	0.00
M.Tech IV	37.78	51.11	11.11	0.00

Faculty Feedback



FACULTY	MEAN SCORE
KT	3.20
ST	3.10
ND	3.30
NV	2.90
KO	2.60

No. of Students
M.Sc. IV Semester = 24



FACULTY	MEAN SCORE
KT	3.40
ST	3.50
ND	3.20
NV	2.60
KO	2.30

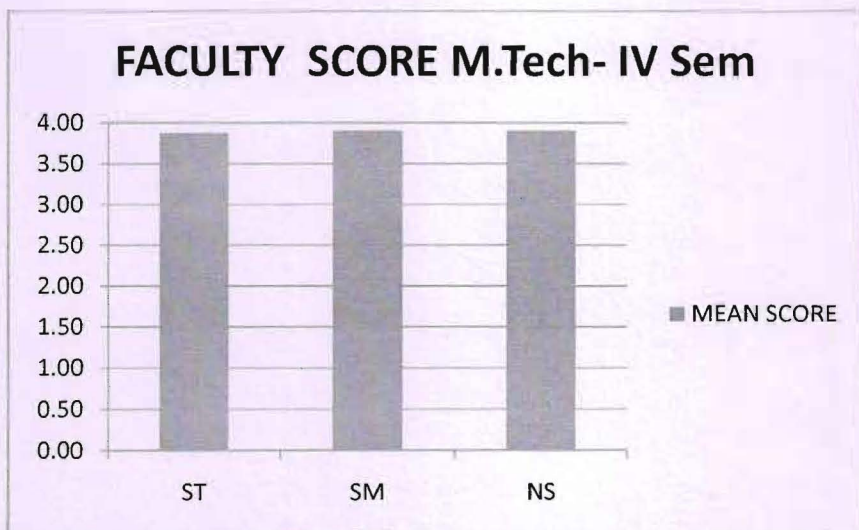
No. of Students
M.Sc. II Semester = 15

Altaf
HEAD
S.O.S. in Electronics & Photonics
Pt. Ravishankar Shukla University
RAIPUR (C.G.) 492 010

SoS in Electronics and Photonics

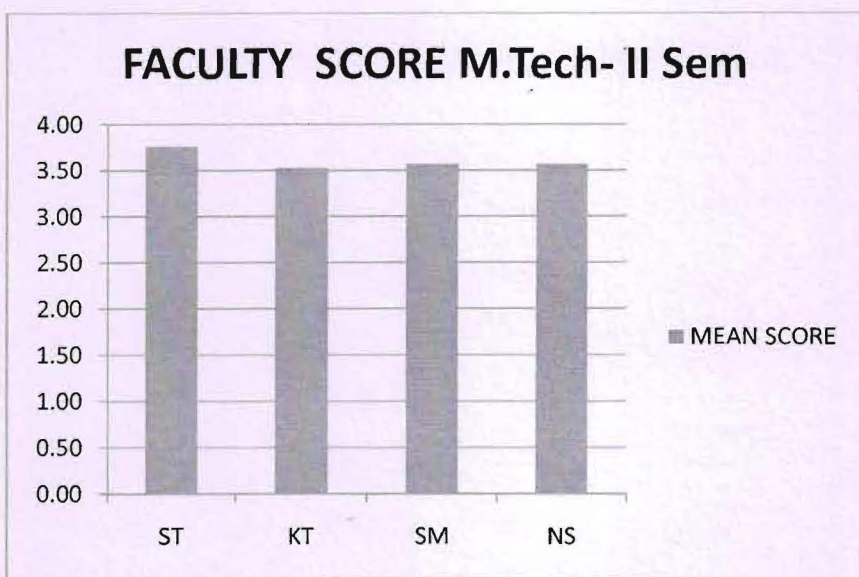
Pt. Ravishankar Shukla University, Raipur (C.G.)

STUDENT FEEDBACK FOR COURSE AND FACULTY(2021-2022)



FACULTY	MEAN SCORE
ST	3.88
SM	3.90
NS	3.90

No. of Students
M.Tech. IV Semester = 5



FACULTY	MEAN SCORE
ST	3.76
KT	3.53
SM	3.57
NS	3.57

No. of Students
M.Tech. II Semester = 8

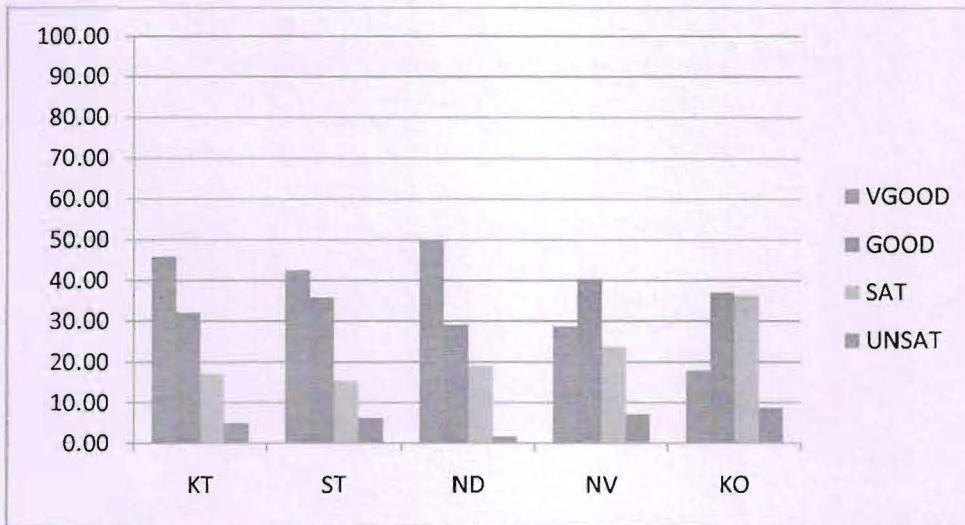
Colchak
HEAD
S.O.S. in Electronics & Photonics
Pt. Ravishankar Shukla University
RAIPUR (C.G.) 492 010

SoS in Electronics and Photonics

Pt. Ravishankar Shukla University, Raipur (C.G.)

STUDENT FEEDBACK FOR COURSE AND FACULTY(2021-2022)

Percent Response to Faculty

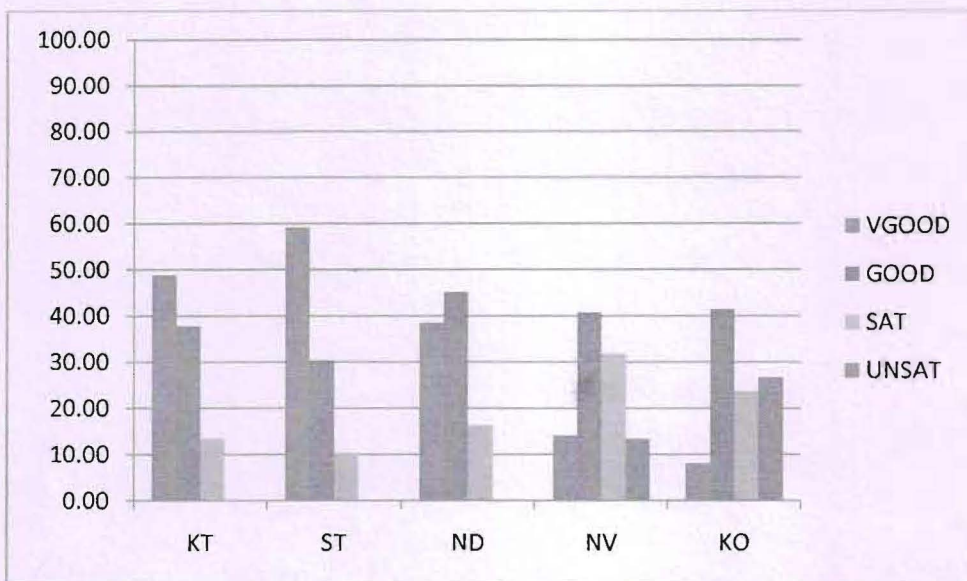


M.Sc. IVSem

FACULTY	VGOOD	GOOD	SAT	UNSAT
KT	45.83	32.08	17.08	5.00
ST	42.50	35.83	15.42	6.25
ND	50.00	29.17	19.17	1.67
NV	28.75	40.42	23.75	7.08
KO	17.92	37.08	36.25	8.75

No. of Students

M.Sc. IV Semester = 24



Atul
HEAD
 S.O.S. in Electronics & Photonics
 Pt. Ravishankar Shukla University
 RAIPUR (C.G.) 492 010

SoS in Electronics and Photonics

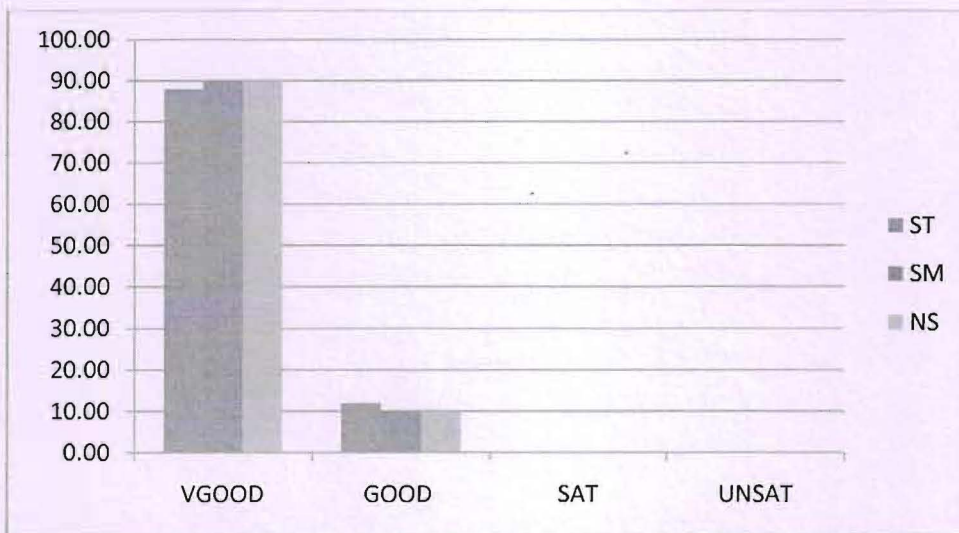
Pt. Ravishankar Shukla University, Raipur (C.G.)

STUDENT FEEDBACK FOR COURSE AND FACULTY(2021-2022)

M.Sc. II Sem

FACULTY	VGOOD	GOOD	SAT	UNSAT
KT	48.89	37.78	13.33	0.00
ST	59.26	30.37	10.37	0.00
ND	38.52	45.19	16.30	0.00
NV	14.07	40.74	31.85	13.33
KO	8.15	41.48	23.70	26.67

No. of Students
M.Sc. II Semester = 15



M.Tech IV Sem

FACULTY	VGOOD	GOOD	SAT	UNSAT
ST	88.00	12.00	0.00	0.00
SM	90.00	10.00	0.00	0.00
NS	90.00	10.00	0.00	0.00

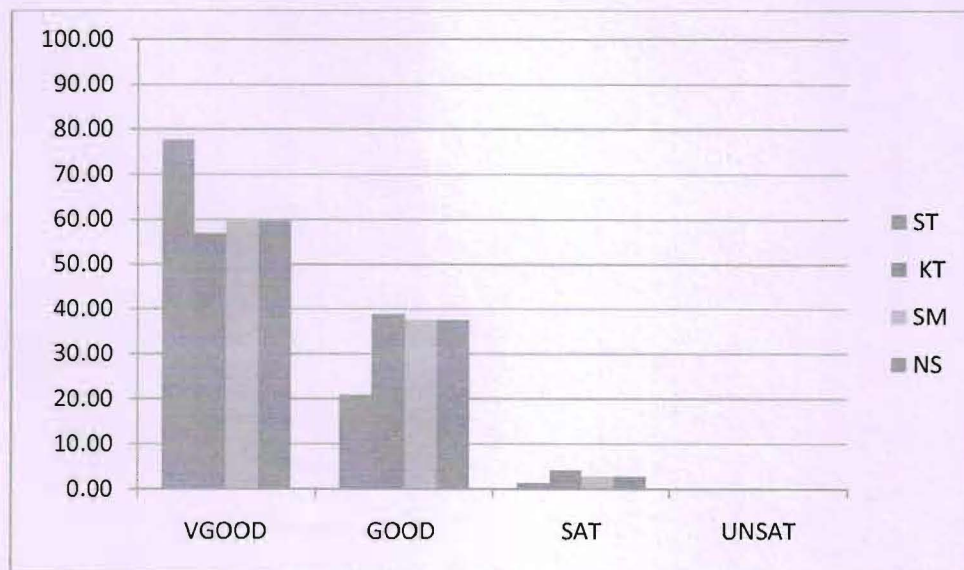
No. of Students
M.Tech. IV Semester = 5

Atul
HEAD
S.O.S. in Electronics & Photonics
Pt. Ravishankar Shukla University
RAIPUR (C.G.) 492 010

SoS in Electronics and Photonics

Pt. Ravishankar Shukla University, Raipur (C.G.)

STUDENT FEEDBACK FOR COURSE AND FACULTY(2021-2022)



M.Tech II Sem

FACULTY	VGOOD	GOOD	SAT	UNSAT
ST	77.78	20.83	1.39	0.00
KT	56.94	38.89	4.17	0.00
SM	59.72	37.50	2.78	0.00
NS	59.72	37.50	2.78	0.00

No. of Students

M.Tech. II Semester = 8

Name of Faculty:

KT = Dr. Kavita Thakur

ST = Dr. Sanjay Tiwari

ND = Ms. Neha Dewangan

NS = Mr. Naman Shukla

SM = Ms. Sweta Minj

NV = Ms. Neha Verma

KO = Mr. KishanOgare

Althab
HEAD
S.O.S. in Electronics & Photonics
Pt. Ravishankar Shukla University
RAIPUR (C.G.) 492 010

School of Studies in Electronics & Photonics

Pt. Ravishankar Shukla University, Raipur (C.G.)

ACTION TAKEN REPORT ON FEEDBACK FROM STUDENTS OF M.SC. & M. TECH. (II & IV Semester SESSION 2021-22)

Feedback form in prescribed format had been collected from students of M.Sc. & M.Tech. (II & IV Semester Session 2021-22). Free and frank opinion of students on classroom teaching of individual teachers, the course content, laboratory experiments & overall atmosphere of the department, written in feedback form, were made open to all teachers and examined critically.

Staff members discussed the implications of the students' feedback and to strategize how to make students experience more pleasant and seamless. Student feedback has provided staff and faculty with meaningful information that initiates fruitful and insightful conversations and results in significant actions to change programs, pedagogical approaches, and so forth. The actions that were taken as a result of feedback from this survey are summarized below.

- The general comment, received from majority of students regarding the classroom teaching skill of the entire department is good. There was query on use of modern teaching skills.

Action Taken

In spite of good performance all the teachers have been advised it enhances their mode of teaching to the best capabilities. All the teachers are computer literate and use technology for class room teaching.

- Enhancement of internet facilities

Internet facility is accessible to students in computer laboratory which students use in their practical and other works. Apart from this they worked on simulators and learned many software viz. Matlab, Expeyes, Silvaco, Lab view etc

Throughout the year the internet facility is looked after by the Computer Centre of the University.

- The students also made comments on the content of syllabi. Majority of students are satisfied with the syllabi, some felt that the course content is little lengthy

Action Taken

The meeting of board of studies (BOS) in electronics is held every year and syllabi of all the theory papers and lab courses are reviewed and the course content is revised, changed if necessary.

- Majority Students Commented on lack of appropriate number of teaching faculty in the department. They felt that the posts should be filled as early as possible.

Action Taken

As per UGC Regulation 2021 all the vacant teaching position are in the process of advertisement by the University and to be filled very soon.

(Signature)

HEAD
S.O.S. in Electronics & Photonics
Pt. Ravishankar Shukla University
RAIPUR (C.G.) 492 010

SCHOOL OF STUDIES IN ENVIRONMENTAL SCIENCE
STUDENT FEEDBACK (2021-2022)

Abbreviation used

NAME OF FACULTY		
1.	Prof. M. K. Deb (HOD)	A
2.	Mr. Sagar Kumar Rajak	B
3.	Ms. Annu Agrawal	C
4.	Mr. Satendra Induria	D
5.	Mr. Sudheer Bhoi	E
6.	Mr. Domendra Dewangan	F
7.	Mr. Pradeep Kumar Sahu	G

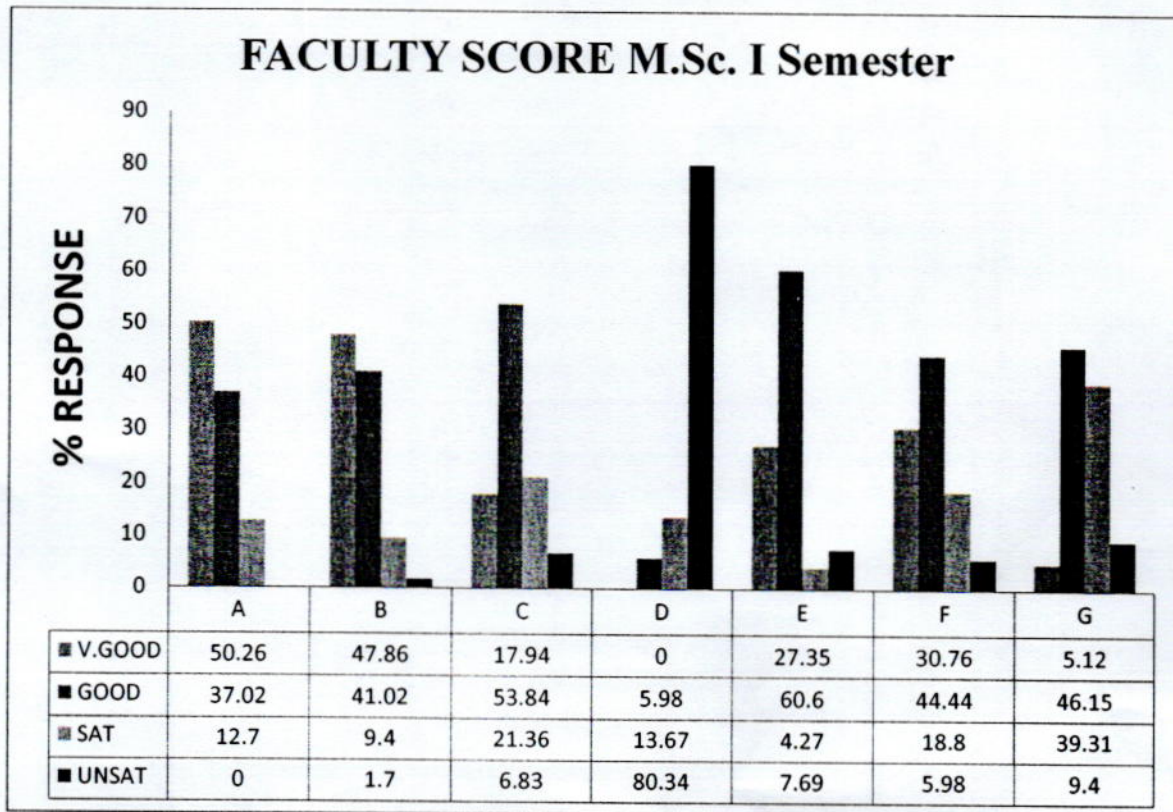
SCORING			
4	3	2	1
A	B	C	
Very Good	Good	Satisfactory	Unsatisfactory

Head
S.O.S. in Environmental Sciences
Pt. Ravishankar Shukla University
Raipur (C.G.) 492 010

PERCENT RESPONSE TO FACULTY (2021-2022)

M. Sc. I Semester

FACULTY	V.GOOD	GOOD	SAT	UNSAT
A	50.26	37.02	12.7	0
B	47.86	41.02	9.4	1.7
C	17.94	53.84	21.36	6.83
D	0	5.98	13.67	80.34
E	27.35	60.6	4.27	7.69
F	30.76	44.44	18.8	5.98
G	5.12	46.15	39.31	9.4




ACTION TAKEN REPORT

The overall score given by students was circulated among the faculty members with the request for improvement in teaching.

Feedback Analysis
M.A./M.Sc.-IV Semester
Session: 2021-22
Questionnaire No. 1

सत्र 2021-22 में एम. ए. चतुर्थ सेमेस्टर के छात्र-छात्राओं द्वारा फीडबैक दिया गया । यह फीडबैक कुल 07 छात्र-छात्राओं द्वारा दिया गया । Questionnaire No. 1 पाठ्यक्रम की संरचना व उपयोगिता से संबंधित है। Questionnaire No. 1 में 09 पैरामीटर है। 85.71 प्रतिशत विद्यार्थियों ने पाठ्यक्रम में विषय वस्तु की संरचना को अति उत्तम माना है जबकि 85.71 प्रतिशत विद्यार्थियों ने पाठ्यक्रम को वास्तविक जीवन में उपयोगिता के दृष्टिकोण से अति उत्तम माना है। 85.71 प्रतिशत विद्यार्थियों के अनुसार पाठ्यक्रम ज्ञान संकल्पना, पुस्तकीय कौशल व विश्लेषण योग्यता दृष्टिकोण के विस्तार में पूर्ण रूप से सहायक है । 100 प्रतिशत विद्यार्थियों ने पाठ्य सामग्री की स्पष्टता और प्रासंगिकता को अति उत्तम माना है । 85.71 प्रतिशत विद्यार्थियों ने पुस्तकालय सामग्री की प्रासंगिकता को अति उत्तम एवं उत्तम कहा है । 80.95 प्रतिशत विद्यार्थियों के अनुसार पाठ्यक्रम का समग्र आकलन (Overall rating) अति उत्तम व उत्तम रहा ।

For 
06/02/23
अध्यक्ष
भूगोल अध्ययनशाला
पं. रविशंकर शुक्ल विश्वविद्यालय
रायपुर (छ.ग.)

Feedback Analysis

M. A./M. Sc. IV Semester 2021-22

Questionnaire No. 2

Questionnaire No. 2 में विद्यार्थियों द्वारा उन शिक्षकों के लिए प्रतिक्रिया या फीडबैक दिया गया, जिन्होंने उन विद्यार्थियों को अर्द्धसत्र में पढ़ाया है। इस प्रश्नावली में कुल 09 पैरामीटर हैं, जिनके लिए कुल 8 विद्यार्थियों द्वारा फीडबैक दिया गया।

प्रो. उमा गोले

100 प्रतिशत विद्यार्थियों ने प्रो. उमा गोले को शिक्षक के ज्ञान के आधार पर बहुत अच्छा कहा है। 100 प्रतिशत विद्यार्थियों ने प्रो. उमा गोले को सम्प्रेषण दक्षता (अभिगम्यता और बोधगम्यता के संदर्भ में), शिक्षक की लगनशीलता एवं प्रतिबद्धता एवं विषय वस्तु को अन्य पाठ्यक्रमों से समन्वित करने की योग्यता हेतु बहुत अच्छा की श्रेणी में रखा है। समग्र आकलन (overall rating) के अनुसार कुल 94.4 प्रतिशत विद्यार्थियों ने प्रो. गोले को बहुत उत्कृष्ट शिक्षक की श्रेणी में रखा है।

प्रो. ए. बघेल

87.5 प्रतिशत विद्यार्थियों ने प्रो. ए. बघेल को शिक्षक के ज्ञान के आधार पर बहुत अच्छा माना है। शिक्षक की लगनशीलता एवं प्रतिबद्धता हेतु भी सभी विद्यार्थियों ने प्रो. ए. बघेल को बहुत अच्छा शिक्षक एवं विषय वस्तु को अन्य पाठ्यक्रमों से समन्वित करने की योग्यता हेतु भी बहुत अच्छा की श्रेणी में रखा है। समग्र आकलन (overall rating) के अनुसार कुल 87.5 प्रतिशत विद्यार्थियों ने प्रो. ए. बघेल को बहुत उत्कृष्ट शिक्षक की श्रेणी में रखा है।

डॉ. टिके सिंह

100 प्रतिशत विद्यार्थियों ने शिक्षक के ज्ञान के आधार पर डॉ. टिके सिंह को बहुत अच्छा माना है। 100 प्रतिशत विद्यार्थियों ने सम्प्रेषण दक्षता हेतु, शिक्षक की लगनशीलता एवं प्रतिबद्धता, विषय वस्तु को अन्य पाठ्यक्रमों से समन्वित करने की योग्यता के लिए डॉ. टिके सिंह को बहुत अच्छा की श्रेणी में रखा है। समग्र आकलन (overall rating) के अनुसार कुल 93.05 प्रतिशत विद्यार्थियों ने डॉ. टिके सिंह को बहुत उत्कृष्ट शिक्षक की श्रेणी में रखा है।

For *Rajhi*
06/02/23
अध्यक्ष
भूगोल अध्ययनशाला
पं. रविशंकर शुक्ल विश्वविद्यालय
रायपुर (छ.ग.)

Questionnaire No. 2

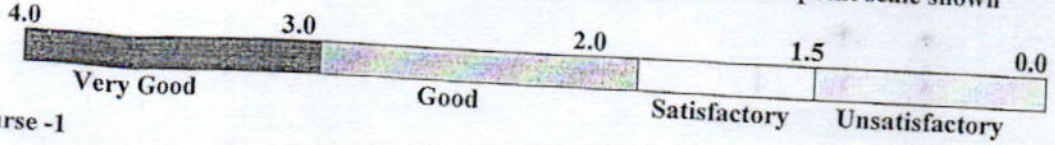
Pt. Ravishankar Shukla University

Student Feedback on Teacher (Separate for Each Teacher)
Programme MA III Sem.

Department S.o.S. In Geography

Teacher: Dr. Uma Gole Sem./Term/Year: 2021-22

Please rate the teacher on the following attribute using the four point scale shown



Course -1

Sl. No.	Parameters	A Very good	B Good	C Satisfactory	D Unsatisfactory	Total
1	Knowledge base of the teacher (as Perceived by you)	08	-	-	-	08
2	Communication Skills (in terms of articulation comprehensibility)	08	-	-	-	08
3	Sincerity/Commitment of teacher	08	-	-	-	08
4	Interest generated by the teacher	07	01	-	-	08
5	Ability integrate to course material with environment/other issues, to provide a broader perspective	07	01	-	-	08
6	Ability to integrate content with other courses	08	-	-	-	08
7	Accessibility of the teacher in and out of the class (includes availability of the teacher to motivate further study and discussion outside class)	07	01	-	-	08
8	Ability to design quizzes / Tests /assignments / examinations and projects to evaluate students understanding of the course	08	-	-	-	08
9	Provision of sufficient time for feedback	07	01	-	-	08
Total		68	04	-	-	72
Percentage		94.44	5.56	-	-	100

for *(Signature)*
06/02/23

अध्यक्ष
भूगोल अध्ययनशाला
पं. रविशंकर शुक्ल विश्वविद्यालय
रायपुर (छ.ग.)

Questionnaire No. 2

Pt. Ravishankar Shukla University

Student Feedback on Teacher (Separate for Each Teacher)

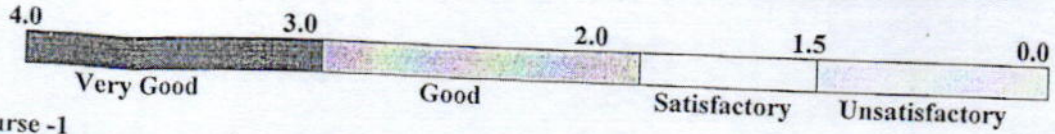
Programme MA III Sem.

Department S.o.S. In Geography

Teacher: Dr. A. Baghel

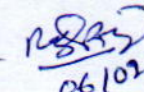
Sem./Term/Year: 2021-22

Please rate the teacher on the following attribute using the four point scale shown



Course -1

Sl. No.	Parameters	A Very good	B Good	C Satisfactory	D Unsatisfactory	Total
1	Knowledge base of the teacher (as Perceived by you)	07	01	-	-	08
2	Communication Skills (in terms of articulation comprehensibility)	06	02	-	-	08
3	Sincerity/Commitment of teacher	08		-	-	08
4	Interest generated by the teacher	07	01	-	-	08
5	Ability integrate to course material with environment/other issues, to provide a broader perspective	07	01	-	-	08
6	Ability to integrate content with other courses	08	-	-	-	08
7	Accessibility of the teacher in and out of the class (includes availability of the teacher to motivate further study and discussion outside class)	06	02	-	-	08
8	Ability to design quizzes / Tests /assignments / examinations and projects to evaluate students understanding of the course	07	-	-	-	08
9	Provision of sufficient time for feedback	07	01	-	-	08
Total		63	09	-	-	72
Percentage		87.50	12.5	-	-	100

For 
06/02/23
अध्यक्ष
भूगोल अध्ययनशाला
पं. रविशंकर शुक्ल विश्वविद्यालय
रायपुर (छ.ग.)

Questionnaire No. 2

Pt. Ravishankar Shukla University


Student Feedback on Teacher (Separate for Each Teacher)

Programme MA III Sem.

Department S.o.S. In Geography

Teacher: Dr. Tike Singh Sem./Term/Year: 2021-22

Please rate the teacher on the following attribute using the four point scale shown



Course -1

Sl. No.	Parameters	A Very good	B Good	C Satisfactory	D Unsatisfactory	Total
1	Knowledge base of the teacher (as Perceived by you)	08	-	-	-	08
2	Communication Skills (in terms of articulation comprehensibility)	08	-	-	-	08
3	Sincerity/Commitment of teacher	08	-	-	-	08
4	Interest generated by the teacher	06	02	-	-	08
5	Ability integrate to course material with environment/other issues, to provide a broader perspective	06	02	-	-	08
6	Ability to integrate content with other courses	08	-	-	-	08
7	Accessibility of the teacher in and out of the class (includes availability of the teacher to motivate further study and discussion outside class)	07	01	-	-	08
8	Ability to design quizzes / Tests /assignments / examinations and projects to evaluate students understanding of the course	08	-	-	-	08
9	Provision of sufficient time for feedback	08	-	-	-	08
Total		67	05	-	-	72
Percentage		93.05	6.95	-	-	100

For 06/02/23

अध्यक्ष
भूगोल अध्ययनशाला
पं. रविशंकर शुक्ल विश्वविद्यालय
रायपुर (छ.ग.)

Feedback Analysis

M. A./M. Sc. IV Semester 2021-22

Questionnaire No. 3

Questionnaire No. 3 में 3 शिक्षकों से संबंधित है। यह फीडबैक 10 अभिसूचकों पर आधारित है। इस प्रश्नावली में कुल 10 पैरामीटर हैं। इस फीडबैक को चतुर्थ सेमेस्टर 2021-22 में उत्तीर्ण हुए 05 विद्यार्थियों से लिया गया है।

प्रो. उमा गोले

प्रो. उमा गोले को Overall rating में 92 प्रतिशत विद्यार्थियों ने A श्रेणी में रखा है। सभी विद्यार्थियों का मानना है कि उन्हें शिक्षक से अध्ययन संबंधी सामग्री सहजता से प्राप्त होता है। 100 प्रतिशत के अनुसार कक्षा के लिए शिक्षक की तैयारी को सम्पूर्ण माना तथा 100 प्रतिशत विद्यार्थियों के अनुसार शिष्ट एवं 100 प्रतिशत शिक्षक परामर्श करने में सहायक है।

प्रो. ए. बघेल

प्रो. ए. बघेल को Overall rating में 92 प्रतिशत विद्यार्थियों ने A श्रेणी में रखा। 100 प्रतिशत विद्यार्थियों के अनुसार शिक्षक परामर्श करने में पूर्ण रूप से सहायक थे तथा 80 प्रतिशत विद्यार्थियों के अनुसार उन्हें शिक्षक के साथ व्यक्तिगत संवाद का अवसर प्राप्त होता है। 100 प्रतिशत विद्यार्थियों ने यह माना की शिक्षक से अध्ययन सामग्री सहजता से प्राप्त होता है।

डॉ. टिके सिंह

डॉ. टिके सिंह को Overall rating में 90 प्रतिशत विद्यार्थियों ने A श्रेणी में रखा है। सभी विद्यार्थियों का मानना है कि उन्हें शिक्षक से अध्ययन संबंधी सामग्री सहजता से प्राप्त होता है। 100 प्रतिशत के अनुसार कक्षा के लिए शिक्षक की तैयारी को सम्पूर्ण माना तथा 100 प्रतिशत विद्यार्थियों के अनुसार शिष्ट एवं 100 प्रतिशत शिक्षक परामर्श करने में सहायक है।

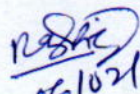
For *Neelika*
06/02/23

अध्यक्ष
भूगोल अध्ययनशाला
पं. रविशंकर शुक्ल विश्वविद्यालय
रायपुर (छ.ग.)

Pt. Ravishankar Shukla University, Raipur
Name of the Department: Geography
Questionnaire-3 (for final year student only)
Year: 2021-22

Students' overall Evaluation of Program and Teaching	Geography
Name of the Teacher	Dr. A. Baghel
Course/Program:	M.A. Geography IV Sem.
Year	2021-22

Sl. No	Parameter	A	B	C	D	Total
1	Your background for benefiting from the course was	03	02	-	-	05
2	Was the course conceptually difficult to understand	05	-	-	-	05
3	Were you able to get the prescribed reading	05	-	-	-	05
4	How well did the teacher prepare for class in advising	05	-	-	-	05
5	How helpful was the teacher in advising	05	-	-	-	05
6	Was the teacher	05	-	-	-	05
7	Was there any opportunity for personal interaction with teacher	04	01	-	-	05
8	Was there any opportunity for small group work	05	-	-	-	05
9	Were outsider experts invited to address you	05	-	-	-	05
10	Did you visit industries, laboratories, banks and outside universities	04	01	-	-	05
Total		46	04	-	-	50
Percentage		92	8	-	-	100


 For 06/02/23
 अध्यक्ष
 भूगोल अध्ययनशाला
 पं. रविशंकर शुक्ल विश्वविद्यालय
 रायपुर (छ.ग.)

Pt. Ravishankar Shukla University, Raipur
Name of the Department: Geography
Questionnaire-3 (for final year student only)
Year: 2021-22

Students' overall Evaluation of Program and Teaching	Geography
Name of the Teacher	Dr. Uma Gole
Course/Program:	M.A. Geography IV Sem.
Year	2021-22

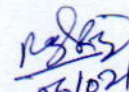
Sl. No	Parameter	A	B	C	D	Total
1	Your background for benefiting from the course was	04	01	-	-	05
2	Was the course conceptually difficult to understand	05	-	-	-	05
3	Were your able to get the prescribed reading	05	-	-	-	05
4	How well did the teacher prepare for class in advising	05	-	-	-	05
5	How helpful was the teacher in advising	05	-	-	-	05
6	Was the teacher	05	-	-	-	05
7	Was there any opportunity for personal interaction with teacher	05	-	-	-	05
8	Was there any opportunity for small group work	05	-	-	-	05
9	Were outsider experts invited to address you	04	01	-	-	05
10	Did you visit industries, laboratories, banks and outside universities	03	02	-	-	05
Total		46	04	-	-	50
Percentage		92	8	-	-	100

for *radhi*
06/02/23
 अध्यक्ष
 भूगोल अध्ययनशाला
 पं. रविशंकर शुक्ल विश्वविद्यालय
 रायपुर (छ.स.)

Pt. Ravishankar Shukla University, Raipur
Name of the Department: Geography
Questionnaire-3 (for final year student only)
Year: 2021-22

Students' overall Evaluation of Program and Teaching	Geography
Name of the Teacher	Dr. Tike Singh
Course/Program:	M.A. Geography IV Sem.
Year	2021-22

Sl. No	Parameter	A	B	C	D	Total
1	Your background for benefiting from the course was	03	02	-	-	05
2	Was the course conceptually difficult to understand	05	-	-	-	05
3	Were you able to get the prescribed reading	05	-	-	-	05
4	How well did the teacher prepare for class in advising	05	-	-	-	05
5	How helpful was the teacher in advising	05	-	-	-	05
6	Was the teacher	05	-	-	-	05
7	Was there any opportunity for personal interaction with teacher	04	01	-	-	05
8	Was there any opportunity for small group work	05	-	-	-	05
9	Were outsider experts invited to address you	04	01	-	-	05
10	Did you visit industries, laboratories, banks and outside universities	04	01	-	-	05
Total		45	05	-	-	50
Percentage		90	10	-	-	100


 06/02/23
 अध्यक्ष
 भूगोल अध्ययनशाला
 पं. रविशंकर शुक्ल विश्वविद्यालय
 रायपुर (छ.ग.)

SoS in History
Pt. Ravishankar Shukla University
Raipur (C.G.) 492010

Student Feedback Report 2021-22

Abbreviations Used

Abbreviations	Name of Faculty
A	Dr. Abha R . Pal
B	Dr. D.N.Khute
C	Dr. Banso Nuruti
D	Dr. Anamika Sharma

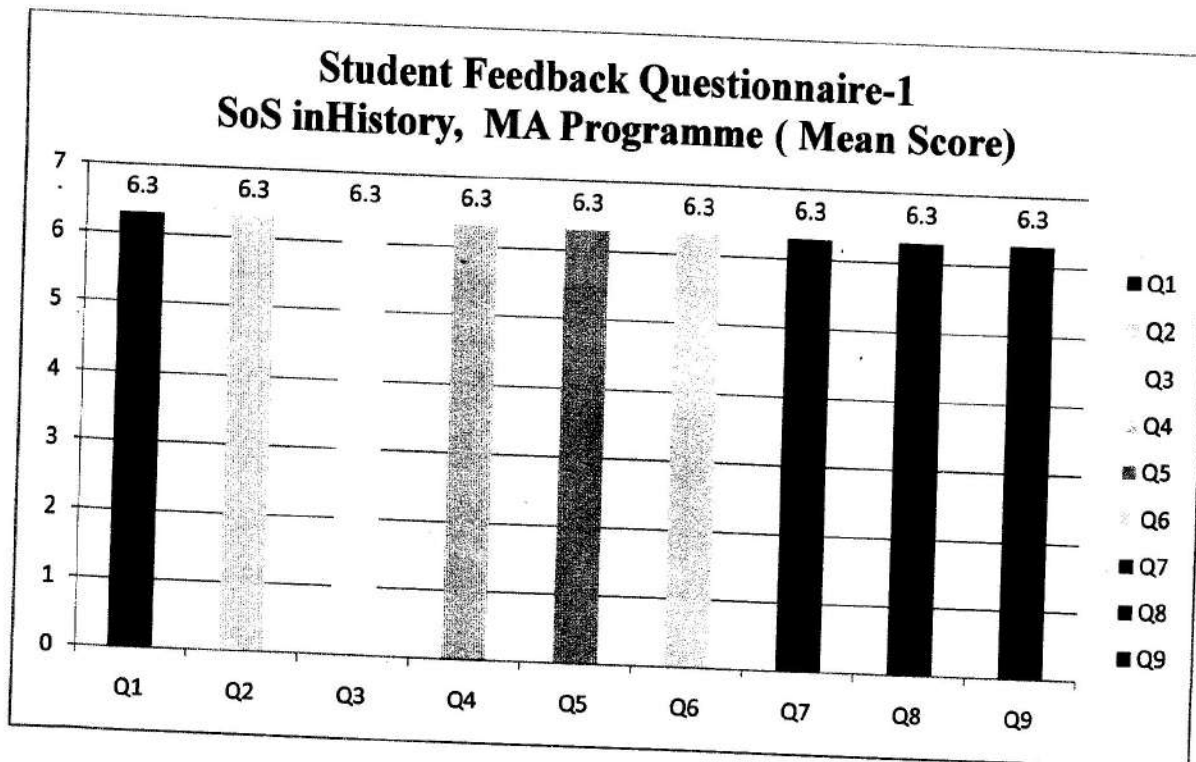
Scoring			
4	3	2	1
Very Good	Good	Satisfactory	Unsatisfactory

No. of Students Participating – MA IV Sem = 19


Total No. of Students – MA History IV Sem = 19

Total faculty members permanent = 04

Student Feedback Questionnaire-1
SoS inHistory, MA Programme (Mean Score)



Student Feedback SoS inHistory, MA Programme (Percentage Score)




Questionnaire- 2

Faculty Student Feedback

Deviations	Name of Faculty	Mean Score
A	Dr. Abha R . Pal	4.7
B	Dr. D.N.Khute	4.8
C	Dr. Banso Nuruti	4.8
D	Dr. Seema Pal	4.8

Mean Score

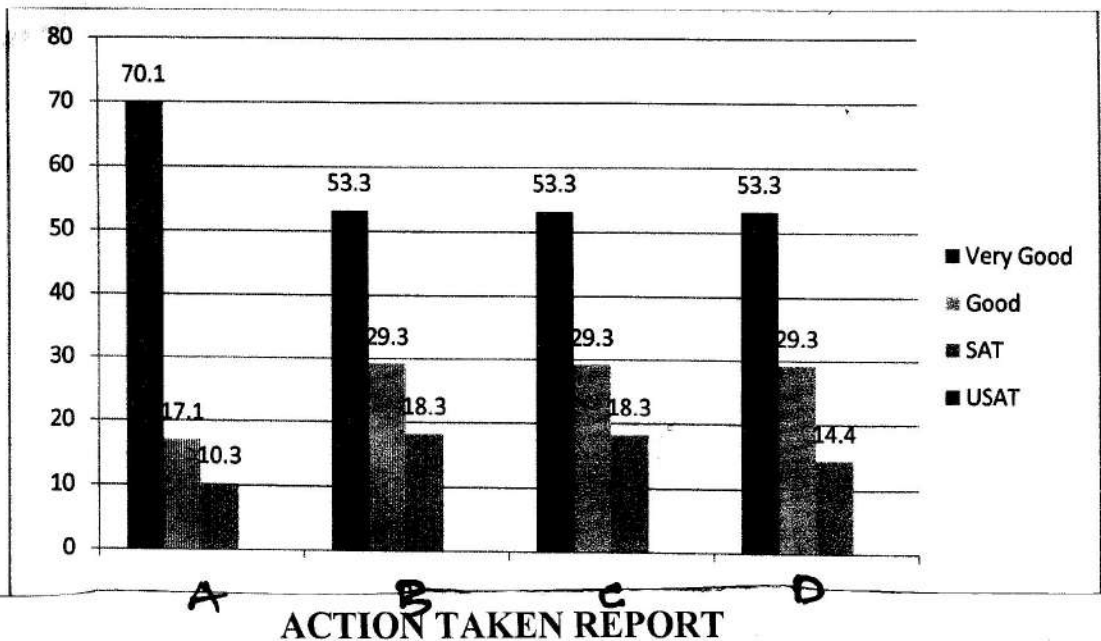


**Percentage Response to Faculty
M.A. History**

Faculty	V. Good	Good	SAT	U.SAT
A	70.1	17.1	10.3	0
B	53.3	29.3	18.3	0
C	53.3	29.3	18.3	0
D	53.3	29.3	18.3	0

Student Feedback Questionnaire-3

SoS in History, Faculty Overall Mean Score

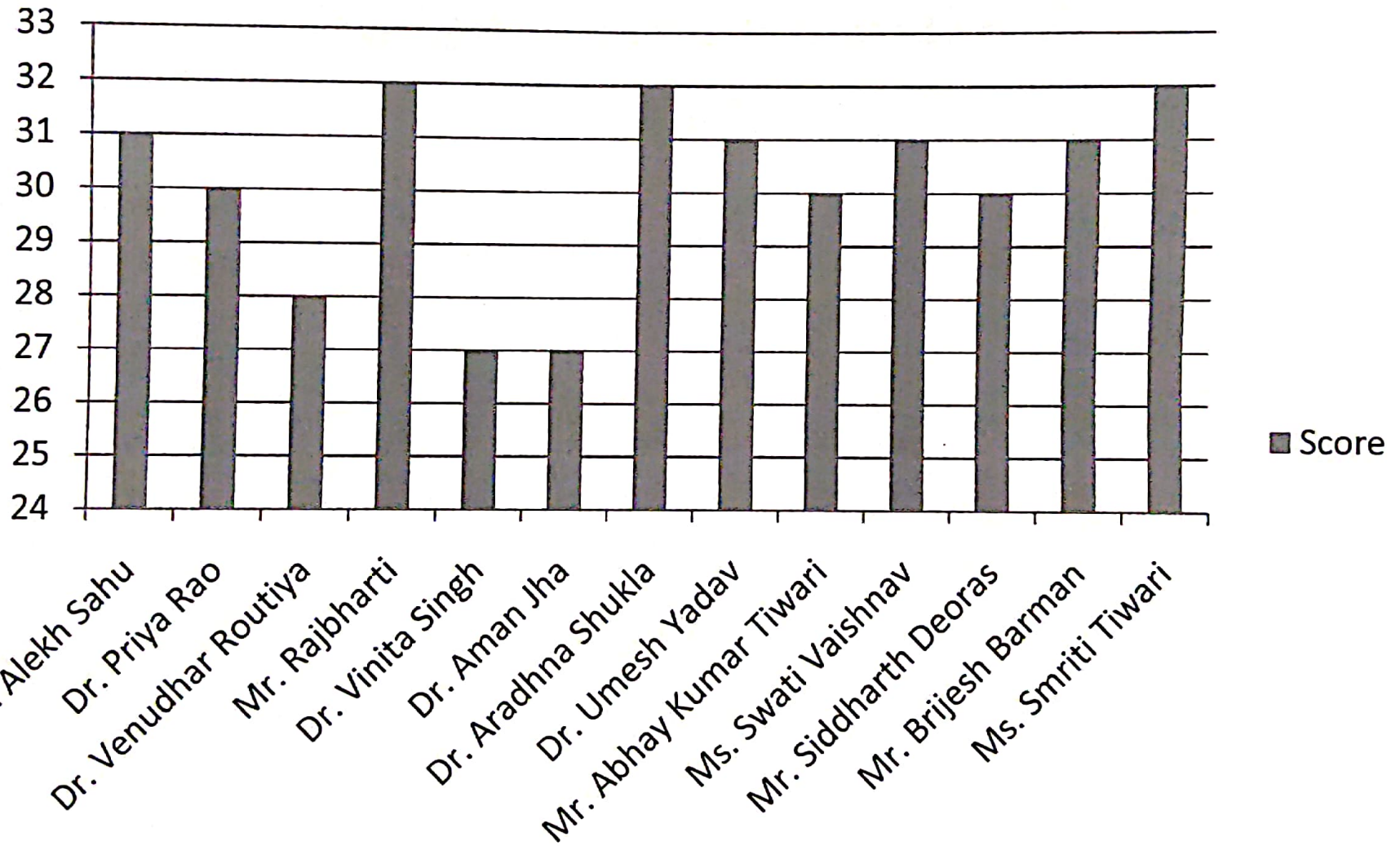


The overall score given to students to the faculty was circulated among the faculty members including Adhoc members with the request for improvement in teaching.

Handwritten signature

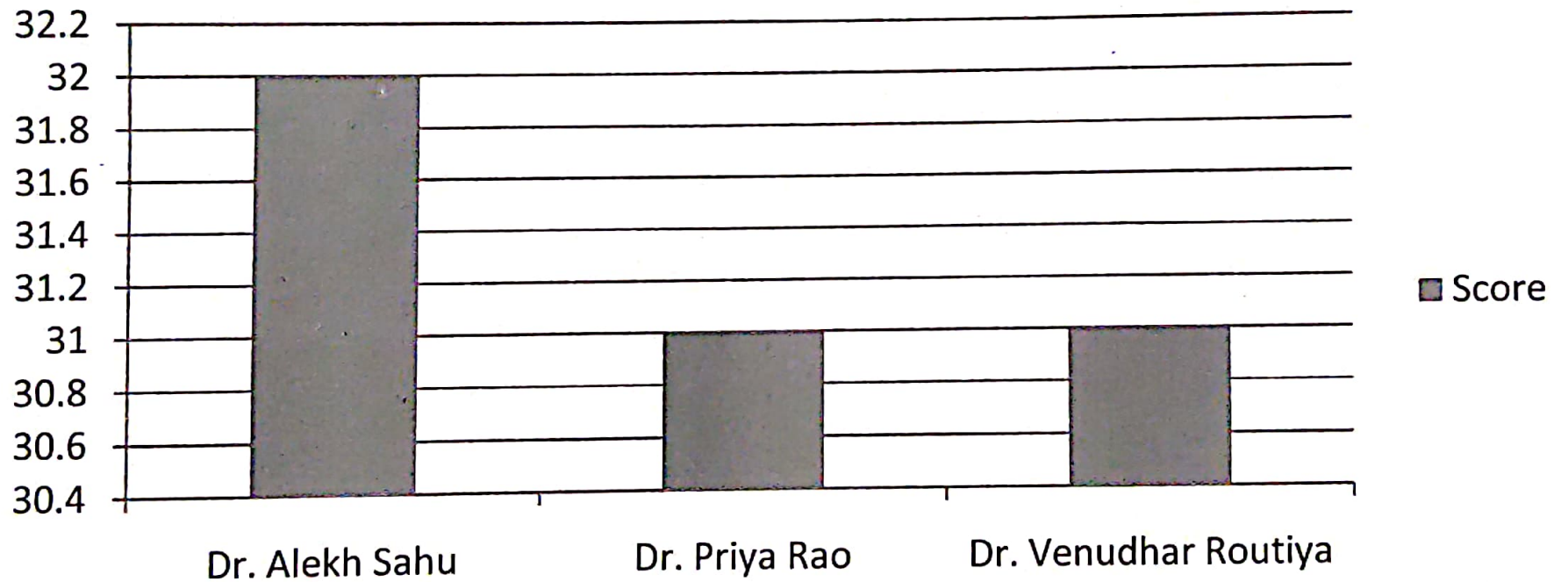
Student Feedback 2021-22

B.A.LL.B.



Student Feedback 2021-22

LL.M.



शिक्षकों के लिए विद्यार्थियों द्वारा दी जाने वाली प्रतिक्रिया (फीडबैक)

पं. रविशंकर शुक्ल विश्वविद्यालय, रायपुर

2021-2022

कुल छात्र संख्या(फीडबैक) = 41

शिक्षक का नाम	1	2	3	4	5	6	7	8	9	10	कुल
	शिक्षक का ज्ञान आधार (जैसा आपने देखा)	संचार कौशल (उच्चारण एवं बोधगम्यता के संदर्भ में)	शिक्षक की लगनशीलता प्रतिबद्धता	शिक्षक द्वारा छात्रों में अध्ययन के प्रति रूचि उत्पन्न करना।	विषयवस्तु को वातावरण एवं समाज के साथ जोड़ने की योग्यता	विषयवस्तु को अन्य पाठ्यक्रम से समन्वित करने की योग्यता।	कक्षा में तथा कक्षा के बाहर शिक्षक छात्रों की पहुँच (जिसके अंतर्गत शिक्षक छात्रों से बाहर अतिरिक्त अध्ययन तथा विचार विमर्श के लिए प्रेरित करने के लिए उपलब्ध रहता है।)	छात्र को (विषयवस्तु की समझ कितनी है) का मूल्यांकन करने की दृष्टि से शिक्षक प्रश्नमांच/परिक्षण/कार्यावहन/परीक्षा प्राजेक्ट इत्यादि का आयोजन करता है।	विद्यार्थियों को प्रतिक्रिया देने के लिए या उनका प्रगति बताने हेतु शिक्षक के पास समय की उपलब्धता	कुल मुलाजुला कर मूल्यांकन	कुल
प्रोफे. माया वर्मा	4.17	3.74	3.71	3.74	3.70	3.56	3.48	3.66	3.64	3.64	3.70
डॉ. संतुराम कश्यप	3.64	3.65	3.42	3.51	3.47	3.54	3.34	3.45	3.47	3.52	3.50
डॉ. हरीश कुमार साहू	3.93 3.91	3.85 3.74	3.63 3.58	3.65 3.63	3.61 3.59	3.62 3.57	3.51 3.44	3.62 3.57	3.62 3.57	3.60	3.66

4.00 - 3.00 = बहुत अच्छा, 3.00 - 2.00 = अच्छा, 2.00 - 1.50 = संतोषप्रद

Signature

सत्र 2021-2022 में शिक्षकों के लिए द्वा-द्वातमों द्वारा की जाने वाली प्रशिक्षण (फिडबैक) निम्नलिखित उल्लेखित हैं - जिनमें प्रो. मया बर्मा का नाम शामिल है, जिनमें महत्त्वपूर्ण तन्त्रि चैतन के विचारधारा के परिधि प्रकृत किया जाना को मन्दा बताया है।

ज-एच-आर-कथन का लेखक जैशाल, विषय-बन्धु इत्यादि को मन्दा होना बताया है। उन्नी जकार डॉ. हीरेश कुमार झा का शिक्षण विज्ञान, लेखक जैशाल, विषय-बन्धु, के इत्यादि को मन्दा होना बताया है।

इस जकार सभी शिक्षकों के सुल्लोचन के लिये है कि शिक्षकों द्वारा शिक्षण विज्ञान आधा व द्वा-द्वातमों को परिधि प्रकृत करना एवं विषय-बन्धु को मन्दा बताया गया है।

Arshma

पाठ्यक्रम के लिए विद्यार्थियों द्वारा दी जाने वाली प्रतिक्रिया (फीडबैक)

पं. रविशंकर शुक्ल विश्वविद्यालय, रायपुर

Course/Program- B.Lib.I.Sc/M.Lib.I.Sc./M.Phil/Ph.D

2021-2022

कुल छात्र संख्या(फीडबैक) = 41

	1	2	3	4	5	6	7	8
PARAMETERS	पाठ्यक्रम विषयवस्तु की गहनता	पाठ्यक्रम कितना पूरा हुआ	वास्तविक जीवन परिस्थिति में पाठ्यक्रम कितना उपयोगी है।	अधिगम मूल्य (ज्ञान/सम्पत्त्य/हस्त/कौशल/विशेषण योग्यता इत्यादि)	पाठ्यनीय सामग्री की स्पष्टता एवं प्रासंगिकता	अतिरिक्त स्रोत सामग्री की प्रासंगिकता(पुस्तकालय)	छात्रों का वाछित प्रयास का स्तर	कुल मिला जुला कर रेटिंग
1	3.82	3.43	3.64	2.92	3.37	3.62	3.20	3.19

V Good = 4, Good = 3, Satisfactory = 2, Unsatisfactory = 1.5

सत्र 2021-22 में पाठ्यक्रम के लिए विद्यार्थियों को दी जाने वाली जांचिया (फीडबैक) के यह लक्ष्य हैं कि पाठ्यक्रम की बिलयबद्ध, पठनीय, दमछी में लक्ष्यता, समतुल्यता इत्यादि की उपयोगिता को बढ़ा लोग उभरकर आता है।

Meema

ACTION TAKEN REPORT

The overall score given by students to the faculty was circulated among the faculty members including parttime members with the request for improvement in teaching.

Meema

SOS IN LIFESCIENCES

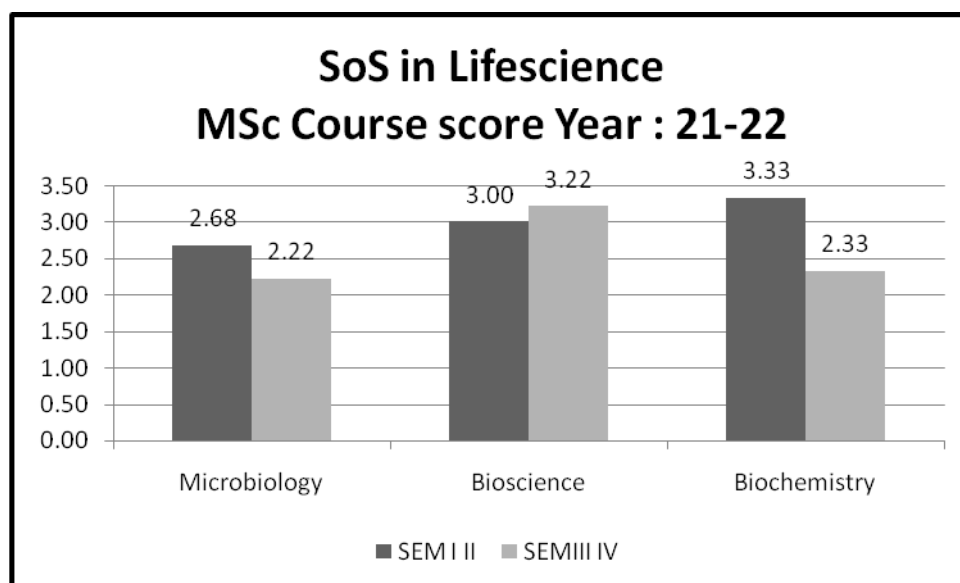
STUDENT FEEDBACK (2021-22)

Abbreviations used



NAMES OF FACULTY			
AKG	Prof. AK Gupta	AE	Dr. Amia Ekka, Assoc.Prof.
SKP	Prof. SK Prasad	LP	Mr. Labya Prabhas, AP.
RKP	Prof. RK Pradhan	MKP	Dr. Manoj Kr. Patel, AP
AP	Prof. Aditi Poddar	SSD	Dr. Shivendra Singh Devhare, AP
ARTI	Prof. Arti Parganiha	PAK	Mr. Pervez Ahmed Khan

SCORING			
4	3	2	1
A	B	C	D
Very good	Good	Satisfactory	Unsatisfactory

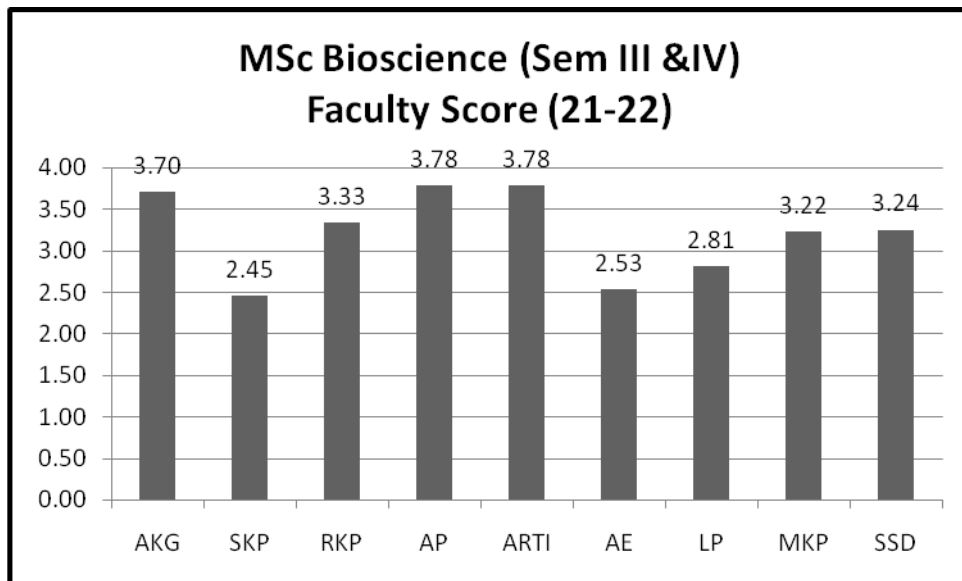

Feedback acquired through online mode in view of Covid- 19 pandemic by using Google forms



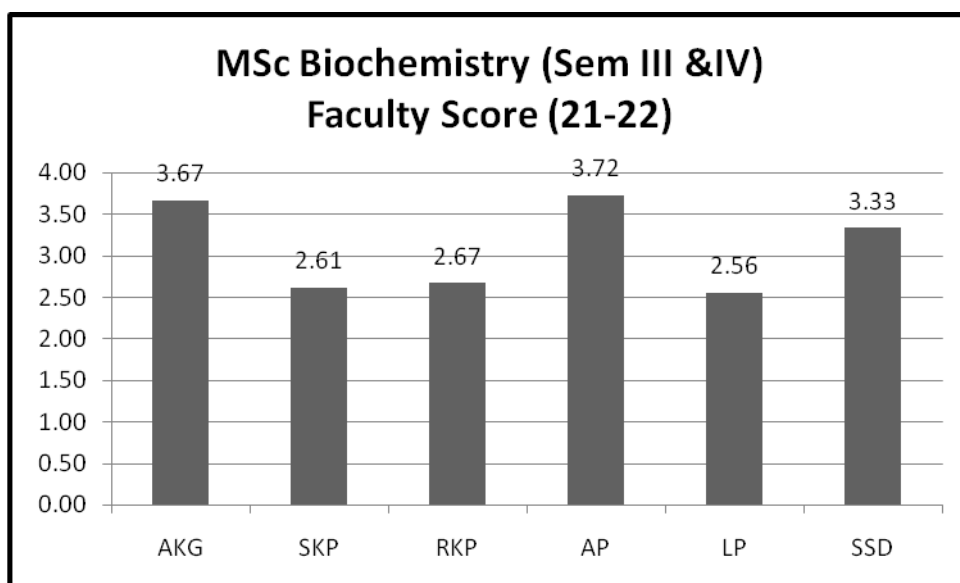
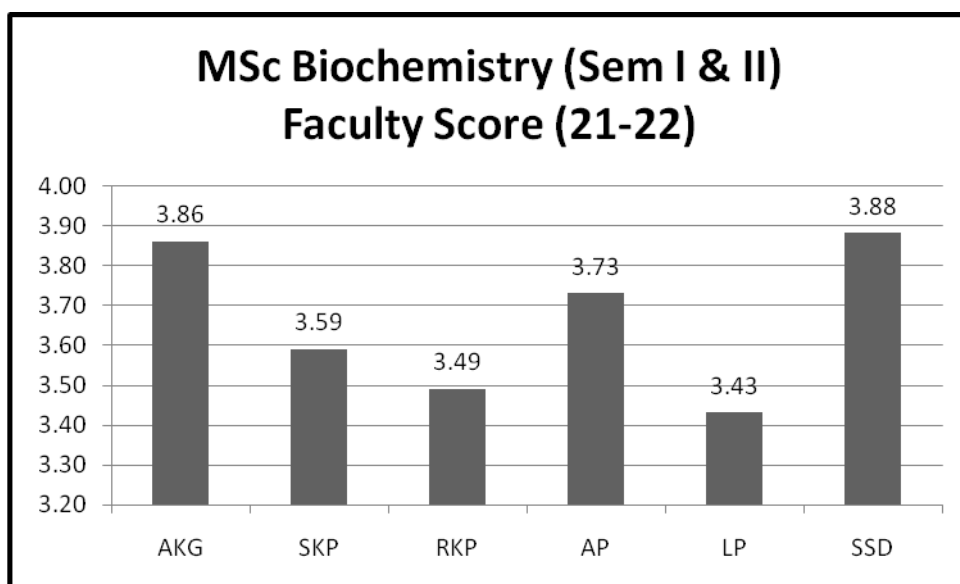
MSC MICROBIOLOGY



MSC BIOSCIENCES



MSC BIOCHEMISTRY



ACTION TAKEN REPORT

In view of the Covid- 19 pandemic, feedback was obtained through online mode, by using Google forms .The grading given by students to the Courses and faculty was circulated among the faculty members with the request to upgrade their teaching.

Dr Aditi Poddar
Head SLS and Professor in charge
Student feedback, SLS

SoS in Mathematics, PRSU, Raipur (C.G.)
STUDENT FEEDBACK ANALYSIS REPORT (2020-21)

SCALE USED	4	3	2	1
	A	B	C	D
	Very Good	Good	Satisfactory	Unatisfactory

AVREVIATIONS USED

MSc (P)	MSc Previous (Sem I/II)
MSc (F)	MSc Previous (Sem III/IV)
BST	Dr. B.S. Thakur
DT	Dr. Dipti Thakur
MYR	Dr. M.R. Yadav
MPG	Mayur Puri Goswami
NR	Nirmala Rai

Action taken
Report

Remarks

The overall score given by students to the faculty was circulated among the faculty members.


HEAD

School of Studies in Mathematics
Pt. Ravishankar Shukla University
 RAIPUR (C.G.) 492010

STUDENT PERCENT RESPONSE FOR FACULTY MATHEMATICS SEMESTER I/II

Name	Very Good	Good	Satisfactory	Unsatisfactory
Dr. Dipti Thakur	87.5	12.5	0	0
Dr. M.R Yaday	50	31.25	18.75	0
Mayur Puri Goswami	50	31.25	18.75	0
Nirmala Rai	25	43.75	31.25	0

STUDENT PERCENT RESPONSE FOR FACULTY MATHEMATICS SEMESTER III/IV

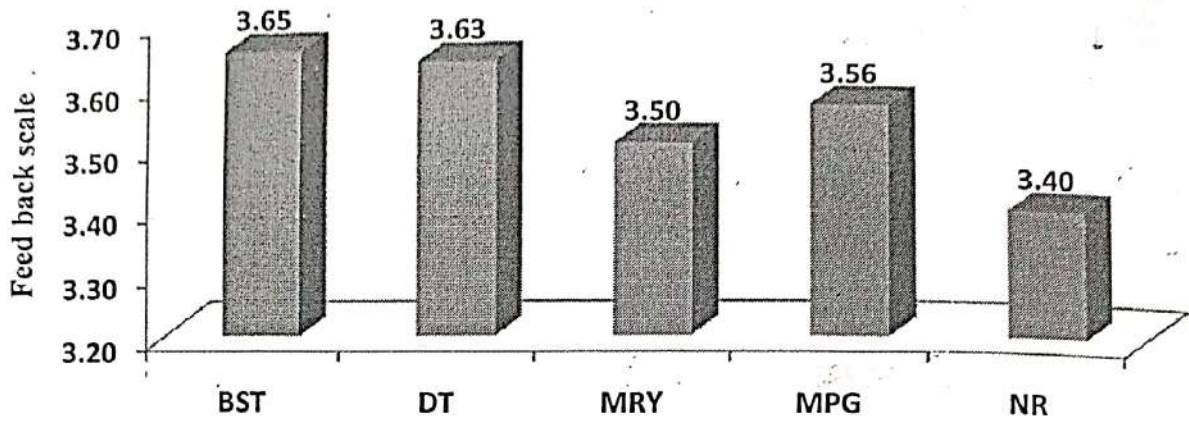
Name	Very Good	Good	Satisfactory	Unsatisfactory
Dr.B.S.Thakur	93.75	6.25	0	0
Dipti Thakur	93.75	6.25	0	0
Dr. M.R Yaday	62.5	31.25	6.25	0
Mayur Puri Goswami	75	25	0	0
Nirmala Rai	56.25	37.5	6.25	0

STUDENT PERCENT RESPONSE FOR FACULTY MATHEMATICS

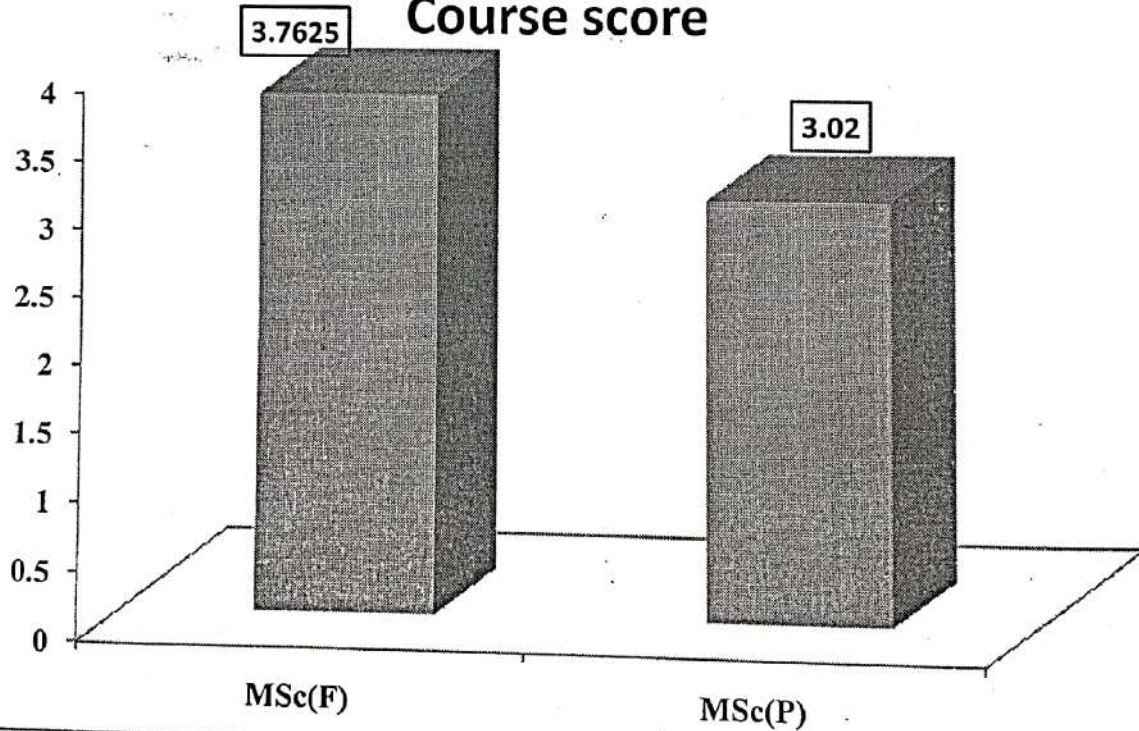
Name	Very Good	Good	Satisfactory	Unsatisfactory
Dr. B.S. Thakur	75	15	10	0
Dr. Dipti Thakur	74.25	14.75	11	0
Dr. M.R Yaday	56.25	37.5	6.25	0
Mayur Puri Goswami	62.5	31.25	6.25	0
Nirmala Rai	60	20	20	0

Nirmala Rai
HEAD

FACULTY SCORE



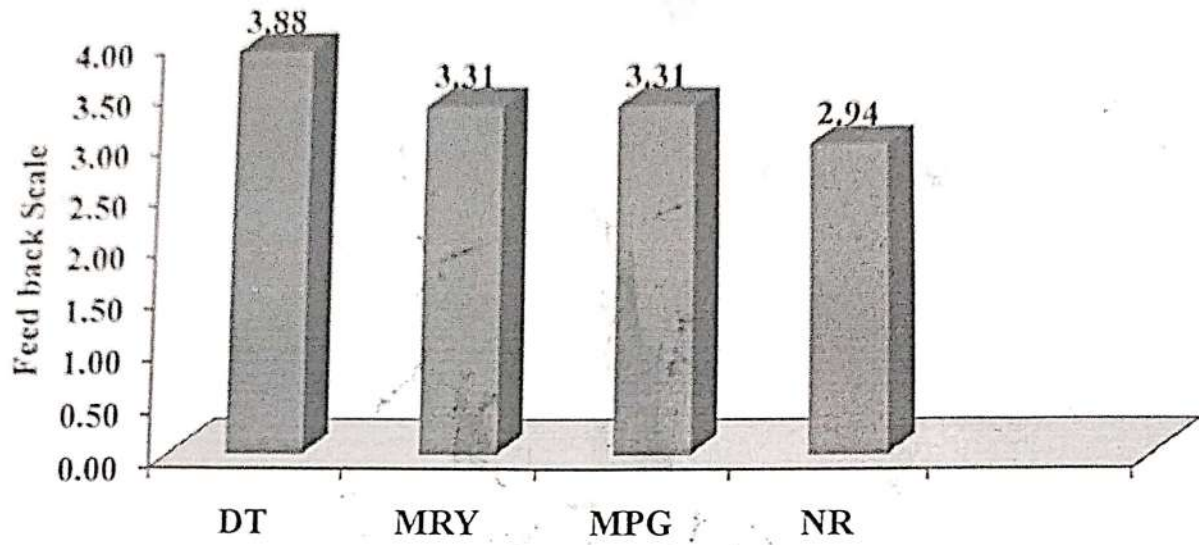
Course score



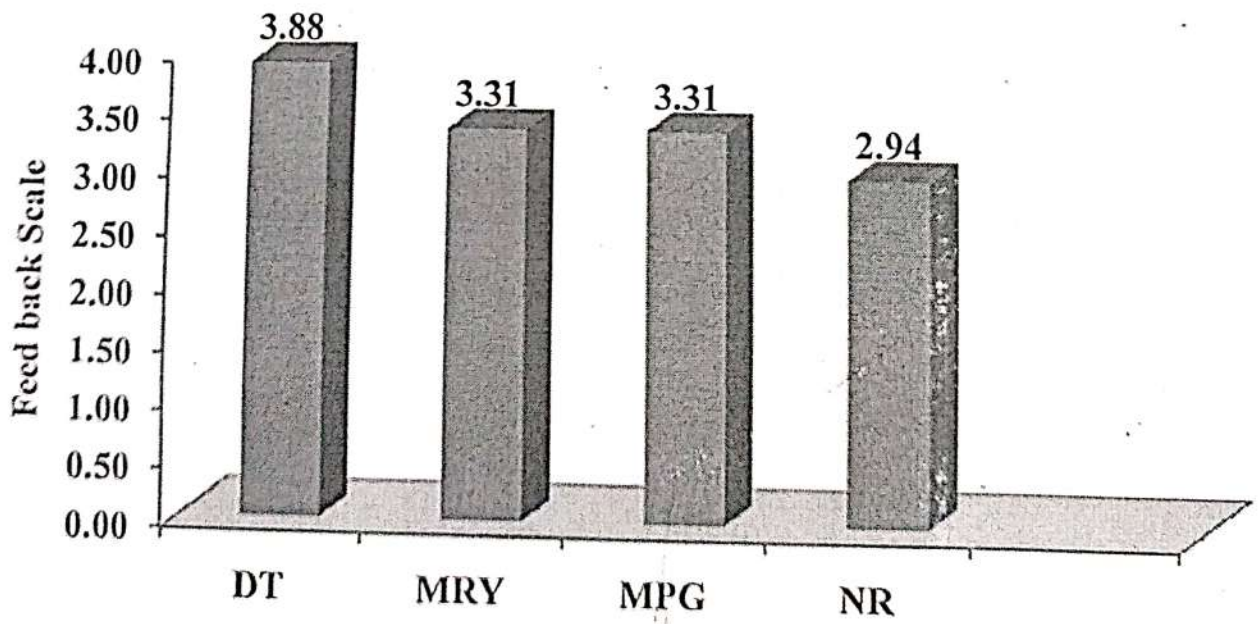
[Signature]
HEAD

School of Studies in Mathematics
Pt. Ravishankar Shukla University
HAIPUR (C. G.) 492010

FACULTY SCORE (MATHEMATICS I/II)



FACULTY SCORE (MATHEMATICS I/II)



Signature
HEAD

School of Studies in Physics and Astrophysics
Pt Ravishankar Shukla University, Raipur
Action Taken Report on Feedback from Students (July 2021– June 2022)

Duly filled feedback forms for the session 2021-22 by the students of M.Sc. I and III semesters have **been collected online by Google form**. The feedback forms have been revealed in Head chamber on **12.04.2022** in front of the staff members of SoS in Physics and Astrophysics, Pt. R. S. University. The students have candidly expressed their opinions regarding the classroom teaching skill of individual teachers and the prescribed M.Sc. syllabi. Their opinions have been conveyed to the staff members and have been found very efficacious in assessing the improvement in teaching methodology and in restructuring the syllabi.

The process of collecting the feedback from the students will continue in the future and corresponding actions will be taken accordingly after analyzing the report.

Students Remarks and Action Taken

• **Teaching skills of teachers:** Most of the students gave ‘very good’ and ‘good’ remarks for **teaching skill of all the teachers. They are satisfied with the online teaching of the staff members.** However, there remains always a scope for improvement.

Action taken: Due to COVID pandemic, the teaching is being done completely online. So staff members are suggested to upgrade themselves for the present scenario. Those teachers who got an unsatisfactory are advised to improve their teaching skill. All the teachers are also suggested to go to the classroom well prepared and interact frankly and more frequently with the students.

• **Course contents:** Majority of the students gave ‘good’ remarks about the course content.

Action taken: The content of the syllabi is continuously reviewed every year by the Board of Studies and the betterments will be incorporated as and when it will be needed.

In order to improve the personality of the students, online seminars on every Saturday by the students will be organised where all faculty members and research scholar will be advised to present. The teachers are available for students at any time in online mode they need.



Head

SoS in Physics and Astrophysics
Pt. Ravishankar Shukla University, Raipur

School of Regional Studies and Research
Pt. Ravishankar Shukla University, Raipur (C.G.)

Student Feedback 2021-22

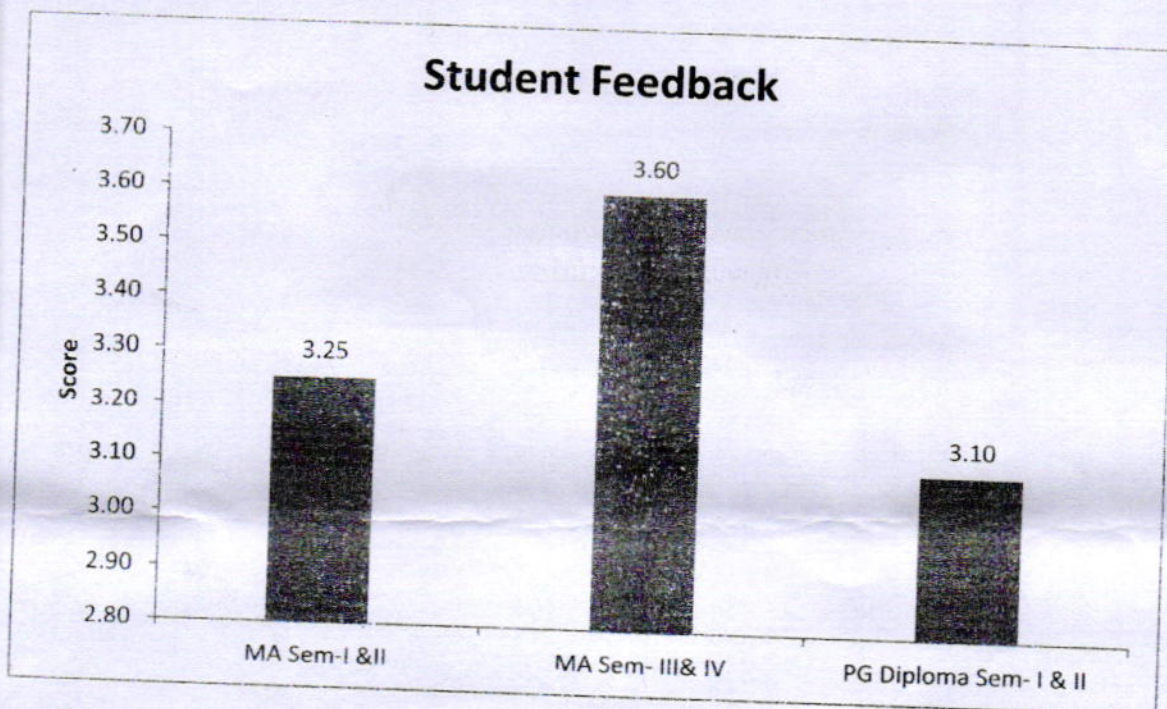
NAMES OF FACULTY

NAME	Abbreviations used
Prof. Basheer Hasan	A
Dr. Raj Kamal Roy	B
Mr. Sameer Sahu	C
Mrs. Khushboo Sahu	D

No. of students participating – MA in Rural Development (24) & PG DIPLOMA (4)

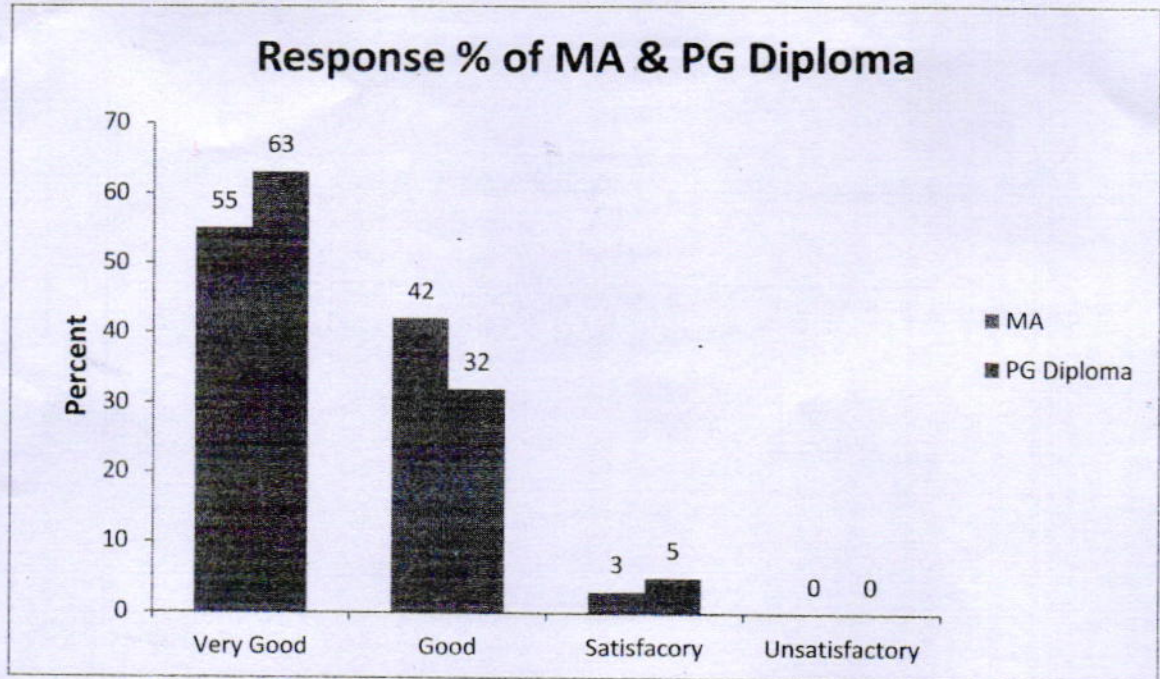
SCORING			
4	3	2	1
VERY GOOD	GOOD	SATISFACTORY	UNSATISFACTORY

STUDENT FEEDBACK

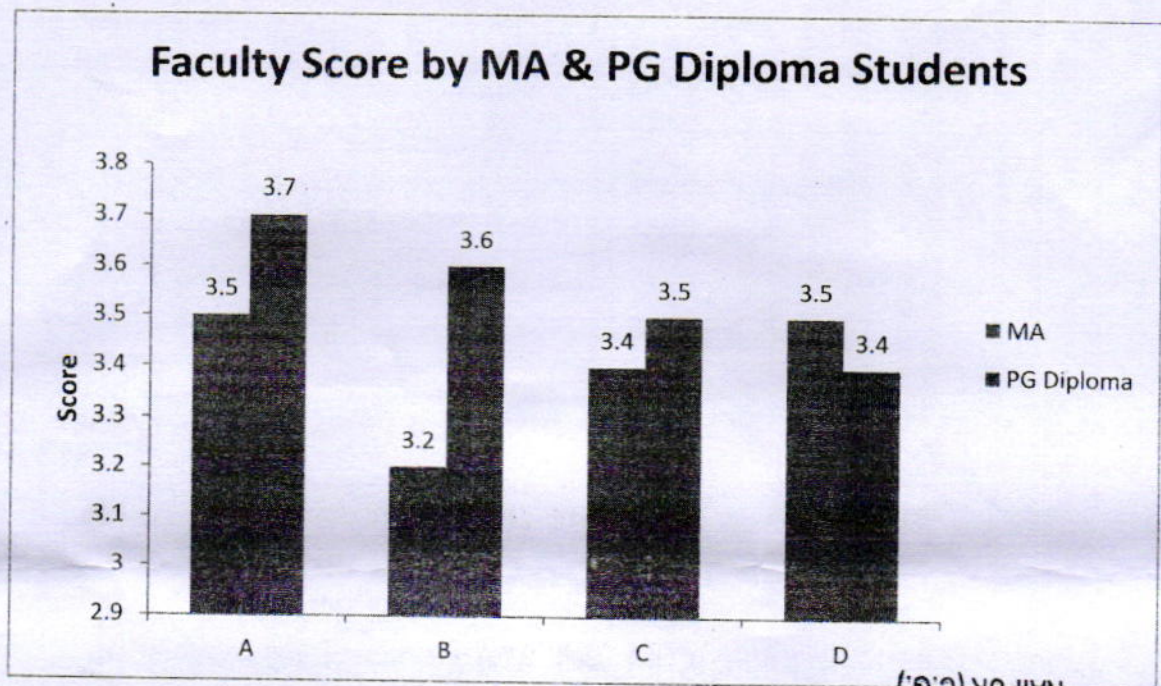


Prof. ~~Basheer~~ Hasan
Head
School of Regional Studies and Research
Pt. Ravishankar Shukla University
RAIPUR (C.G.)

COURSE WISE RESPONSE PERCENT



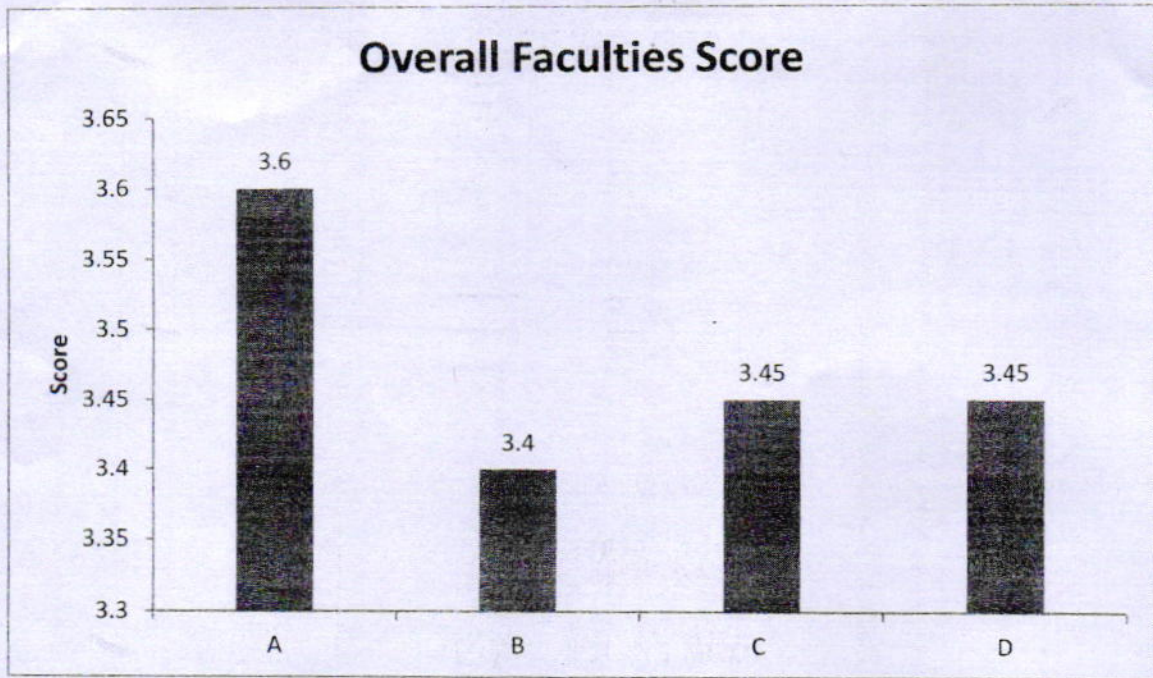
SCORE OF A, B, C & D FACULTIES BY MA IN RURAL DEVELOPMENT & PG DIPLOMA



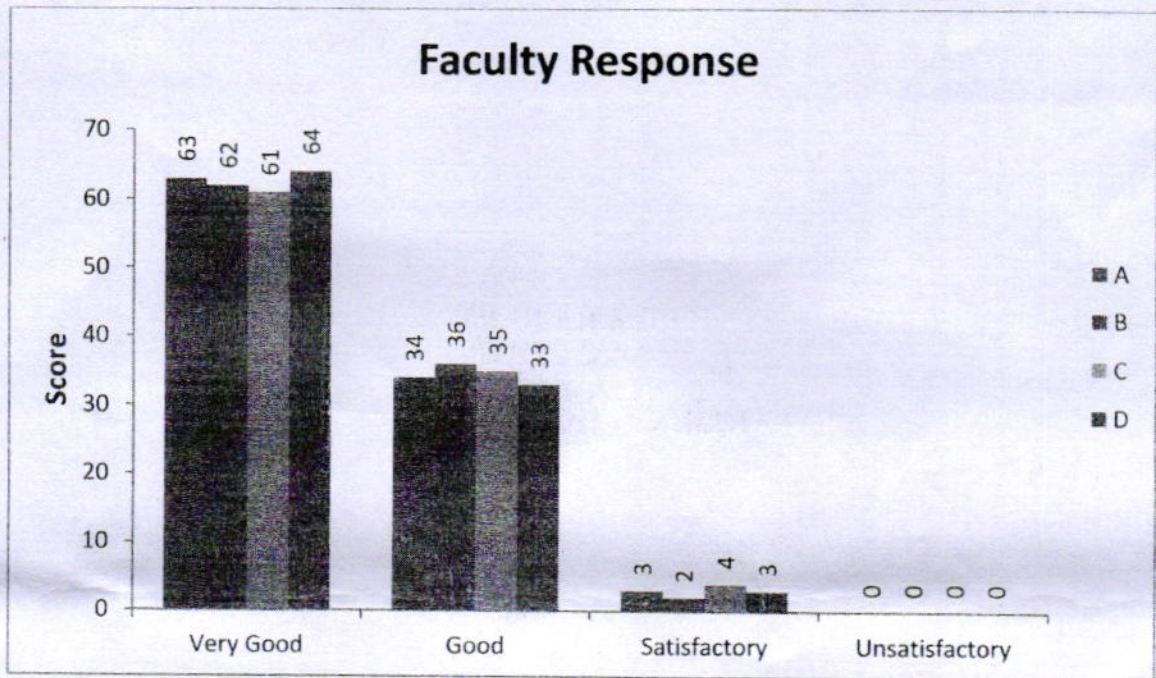
Prof. Basheer Hasan
 Head
 School of Regional Studies and Research
 Pt. Ravishankar Shukla University
 RAIPUR (C.G.)

Prof. Basheer Hasan
 Head
 School of Regional Studies and Research
 Pt. Ravishankar Shukla University
 RAIPUR (C.G.)

OVERALL SCORE OF A, B, C & D FACULTIES

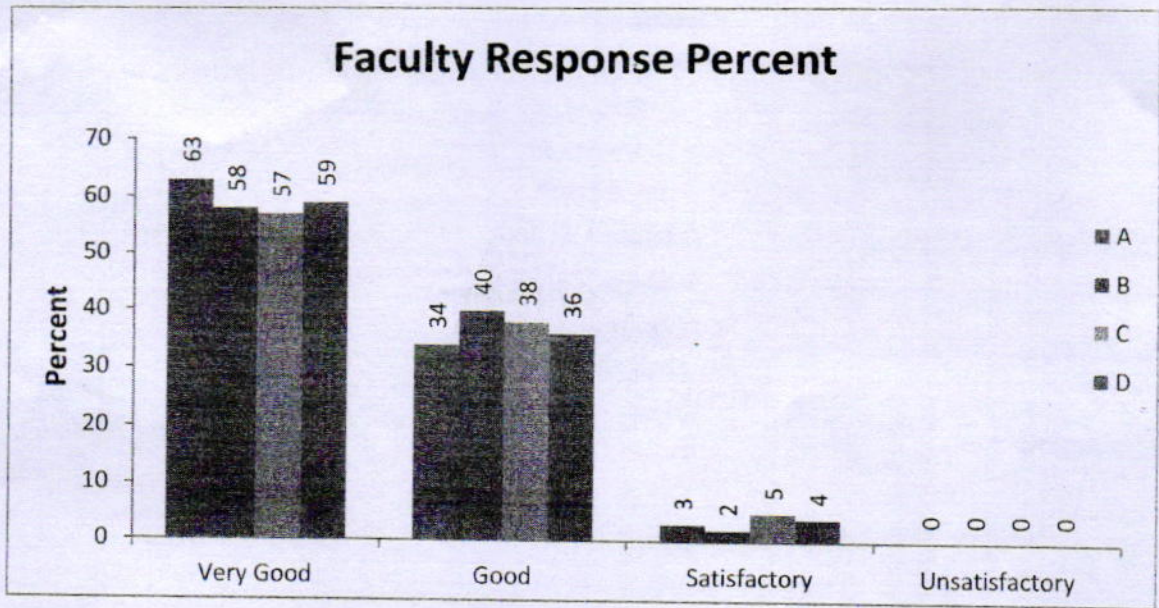


SCORE OF A, B, C & D FACULTIES RESPONSE PERCENT BY MA STUDENTS

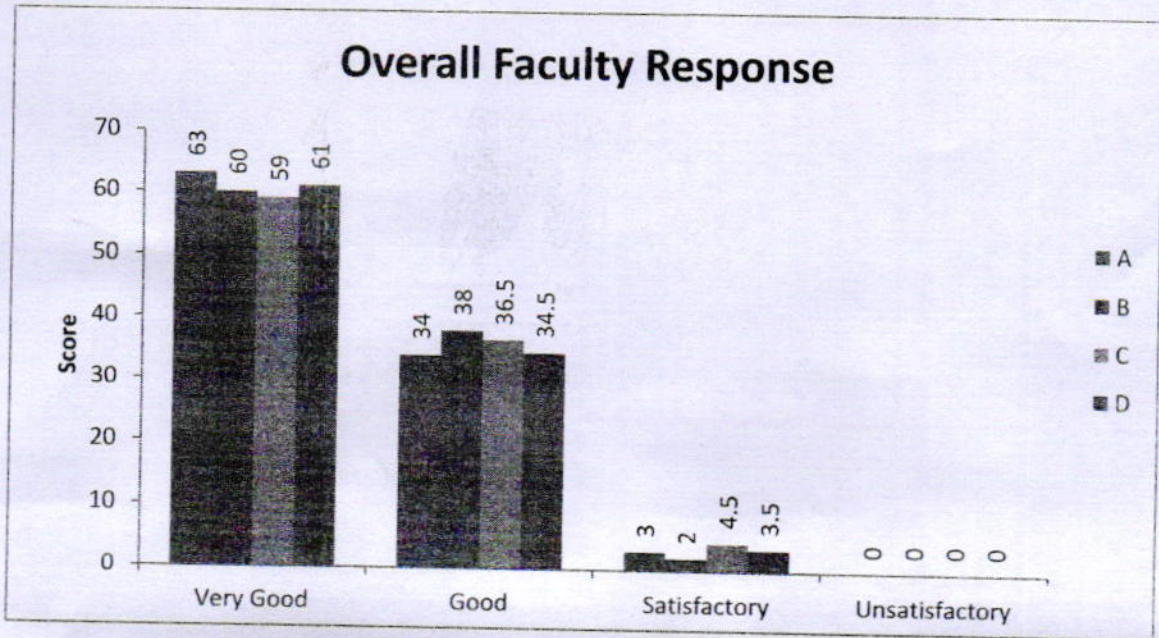


Prof. Baqbeer Hasan
 Head
 School of Regional Studies and Research
 Pt. Ravishankar Shukla University
 RAIPUR (C.G.)

SCORE OF A, B, C & D FACULTIES RESPONSE PERCENT BY PG DIPLOMA STUDENTS




OVERALL RESPONSE PERCENT OF A, B, C & D FACULTIES



ACTION TAKEN REPORT

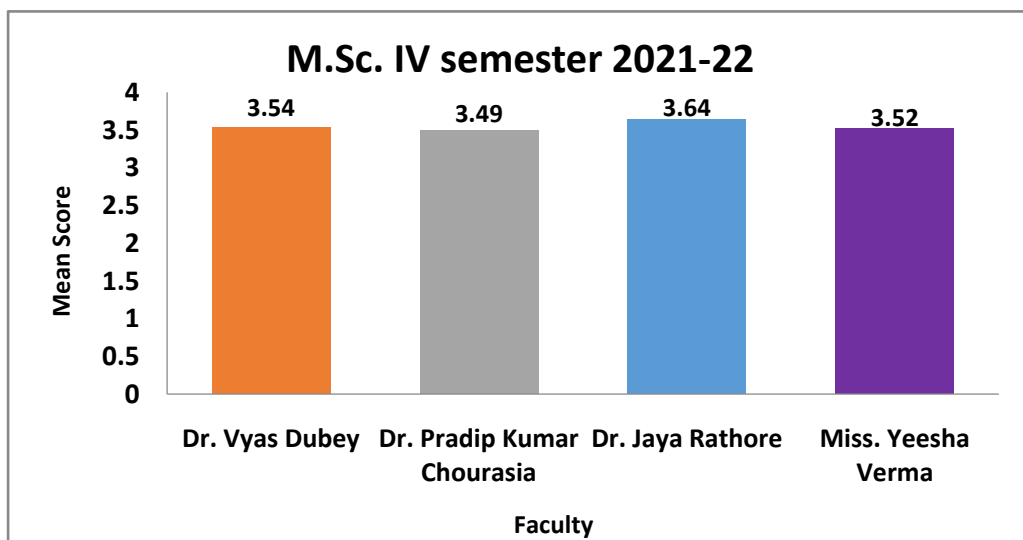
The overall score given by students to the faculty was circulated among the faculty members including guest faculty & also discuss in Staff Council meeting. Although the performance of the faculty is quite satisfactory but it was assumed by the faculty to the excellent in teaching.


Prof. Basheer Hasan
 Head
 School of Research Studies and Research
 Pt. Ravishankar Shukla University
 RAIPUR (C.G.)

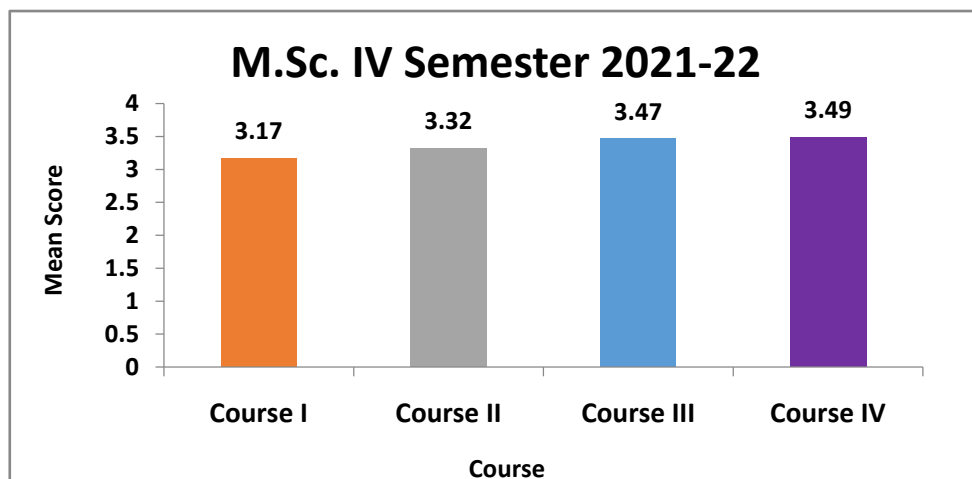
SoS in Statistics

Students feedback (2021-22)
M.Sc. -IV Semester

Faculty	Mean Score
Dr. Vyas Dubey	3.54
Dr. Pradip Kumar Chourasia	3.49
Dr. Jaya Rathore	3.64
Miss. Yeesha Verma	3.52




Course	Mean Score
Course I	3.17
Course II	3.32
Course III	3.47
Course IV	3.49



Students feedback (2021-22)

M.Sc. -II Semester

Faculty	Mean Score
Dr. Vyas Dubey	3.57
Dr. Pradip Kumar Chourasia	3.47
Dr. Jaya Rathore	3.62
Miss. Yeesha Verma	3.25



Course	Mean Score
Course I	3.21
Course II	3.15
Course III	3.32
Course IV	3.48

M.Sc. II Semester 2021-22

