



पंडित रविशंकर शुक्ल विश्वविद्यालय, रायपुर छत्तीसगढ़ भारत
Pt. Ravishankar Shukla University, Raipur Chhattisgarh, India
Estd-1964 – recognized by UGC U/s 2(f) and 12 (B)
NAAC “A” Grade

CRITERION-I

EVIDENCE(S), AS PER SOP

METRIC No. 1.4.1	Structured feedback for design and review of syllabus – semester-wise / year-wise is received from: 1) Students, 2) Teachers, 3) Employers and 4) Alumni
METRIC No. 1.4.2	Feedback processes of the institution may be classified as follows A. Feedback collected, analysed, action taken and feedback hosted on the institutional website B. Feedback collected, analysed and action has been taken C. Feedback collected and analysed D. Feedback collected E. Feedback not collected
<ul style="list-style-type: none">• Stakeholder feedback analysis report• Action taken report of the Institution on feedback report	



पंडित रविशंकर शुक्ल विश्वविद्यालय, रायपुर छत्तीसगढ़ भारत
Pt. Ravishankar Shukla University, Raipur Chhattisgarh, India
Estd-1964 – recognized by UGC U/s 2(f) and 12 (B)
NAAC “A” Grade

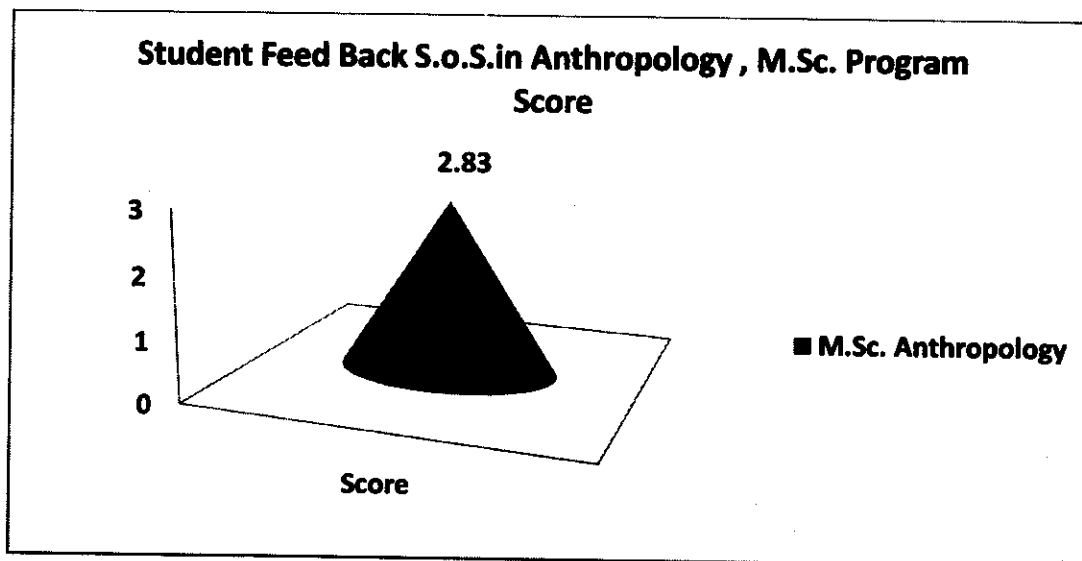
Feedback 2020-21


SN	Name of the Department	Pg No.
1	Anthropology	1-11
2	Biotechnology	12-22
3	Chemistry	23-25
4	Computer Science & IT	26-30
5	Economics	31-34
6	Electronics and Photonics	35-50
7	Environmental Science	51-53
8	Geology and Water Resource Management	54-56
9	Law	57-67
10	Library and Information Science	68-71
11	Life Science	72-77
12	Literature and Languages	78-89
13	Mathematics	90-98
14	University Institute of Pharmacy	99-102
15	Physical Education	103-167
16	Physics and Astrophysics	168
17	Psychology	169-225
18	Regional Studies and Research	226-229
19	Sociology & Social work	230-241
20	Statistics	242-243
21	Renewable Energy Technology & Management	244-252
22	Center for Basic Sciences (CBS)	253-256

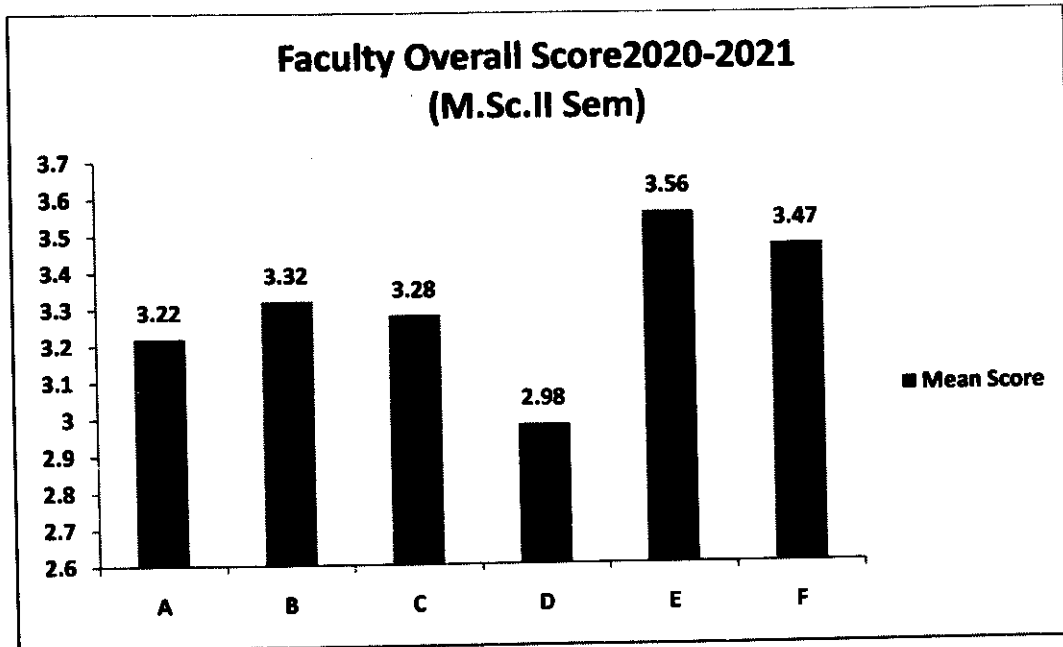
**School of Studies in Anthropology
Pt. Ravishankar Shukla University, Raipur**

Feedback Report Session 2020-2021 (M.Sc. Sem. I II)

Name of Faculty	
A	Dr. Ashok Pradhan
B	Dr. Jitendra Premi
C	Dr. Shailendra Kumar
D	Dr. Udita Kalyan (Guest Faculty)
E	Dr. Laxminarayan Devangan (Guest Faculty)
F	Dr. Tulsi Rani (Guest Faculty)




Dr. Ashok Pradhan
Professor & Head
SoS in Anthropology
Pt. Ravishankar Shukla University
Raipur (C.G.)



(Signature)
(Dr. Asimuddin)
Professor & Head
SoS in Anthropology
Pt. Rani Soekarno Shiksha University

School of Studies in Anthropology
Pt. Ravishankar Shukla University, Raipur

Feedback Report Session 2020-2021 (M.Sc. II Semester)

Faculty A


Que.	V.G	Good	Sat	Unsat	Total
1	21	6	1	1	29
2	16	11	1	1	29
3	12	13	4	0	29
4	6	16	7	0	29
5	9	11	9	0	29
6	9	14	6	0	29
7	17	8	4	0	29
8	7	14	7	1	29
9	13	11	4	1	29
Total	110	104	43	4	261
% Response	42.14	39.85	16.47	1.54	100

Faculty B

Que.	V.G	Good	Sat	Unsat	Total
1	26	2	1	0	29
2	19	9	1	0	29
3	15	10	4	0	29
4	13	10	6	0	29
5	8	15	6	0	29
6	11	10	5	3	29
7	12	12	5	0	29
8	7	15	7	0	29
9	16	11	2	0	29
Total	127	94	37	3	261
% Response	48.67	36.01	14.17	1.15	100

Faculty C

Que.	V.G	Good	Sat	Unsat	Total
1	23	4	2	0	29
2	12	14	3	0	29
3	10	12	7	0	29
4	16	9	4	0	29
5	15	7	6	0	28
6	12	10	7	0	29
7	10	12	7	0	29
8	9	13	6	0	28
9	13	9	6	0	28
Total	120	90	48	0	258
% Response	46.51	34.89	18.6	0	100


(Dr. Ashok Pradhan)
 Professor & Head
 SoS in Anthropology
 Pt. Ravishankar Shukla University
 Raipur (C.G.)

Faculty D

Que.	V.G	Good	Sat	Unsat	Total
1	11	7	7	0	25
2	7	10	7	0	24
3	10	9	5	0	24
4	7	11	6	1	25
5	10	9	6	0	25
6	6	10	8	0	24
7	10	8	5	2	25
8	6	15	4	0	25
9	11	9	5	0	25
Total	78	88	53	3	222
% Response	35.14	39.64	23.87	1.35	100

Faculty E

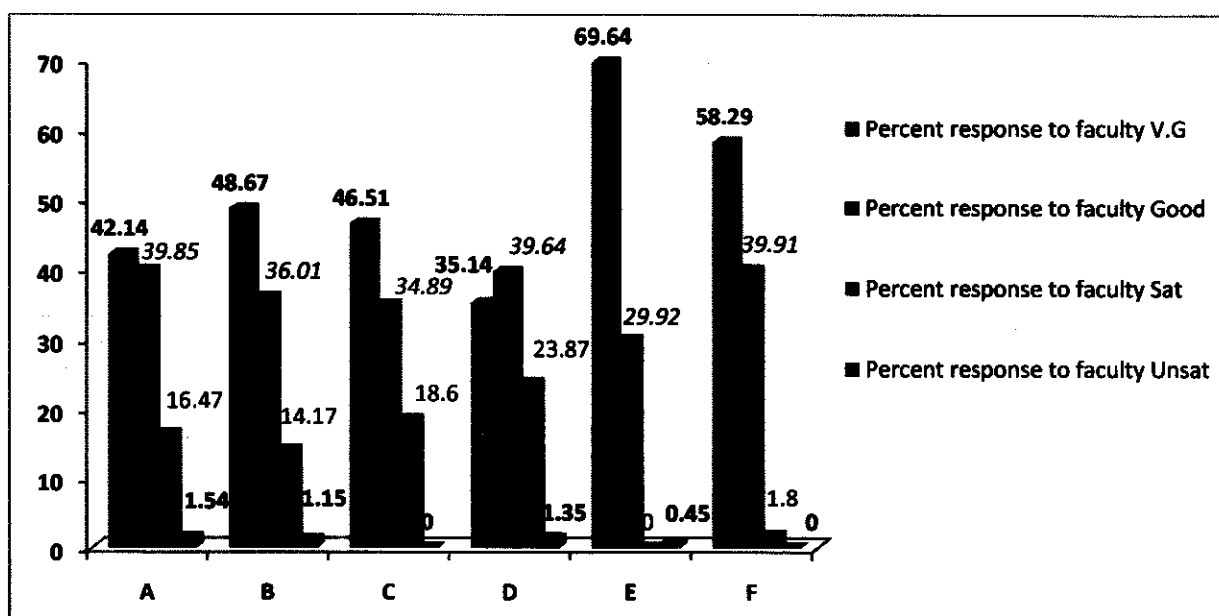
Que.	V.G	Good	Sat	Unsat	Total
1	21	4	0	0	25
2	18	7	0	0	25
3	20	5	0	0	25
4	14	11	0	0	25
5	15	10	0	0	25
6	14	10	0	0	24
7	16	8	0	1	25
8	18	7	0	0	25
9	20	5	0	0	25
Total	156	67	0	1	224
% Response	69.64	29.91	0	0.45	100


Faculty F

Que.	V.G	Good	Sat	Unsat	Total
1	19	6	0	0	25
2	13	12	0	0	25
3	14	10	0	0	24
4	18	7	0	0	25
5	12	12	1	0	25
6	10	14	1	0	25
7	17	7	1	0	25
8	13	11	1	0	25
9	14	10	0	0	24
Total	130	89	4	0	223
% Response	58.29	39.91	1.8	0	100

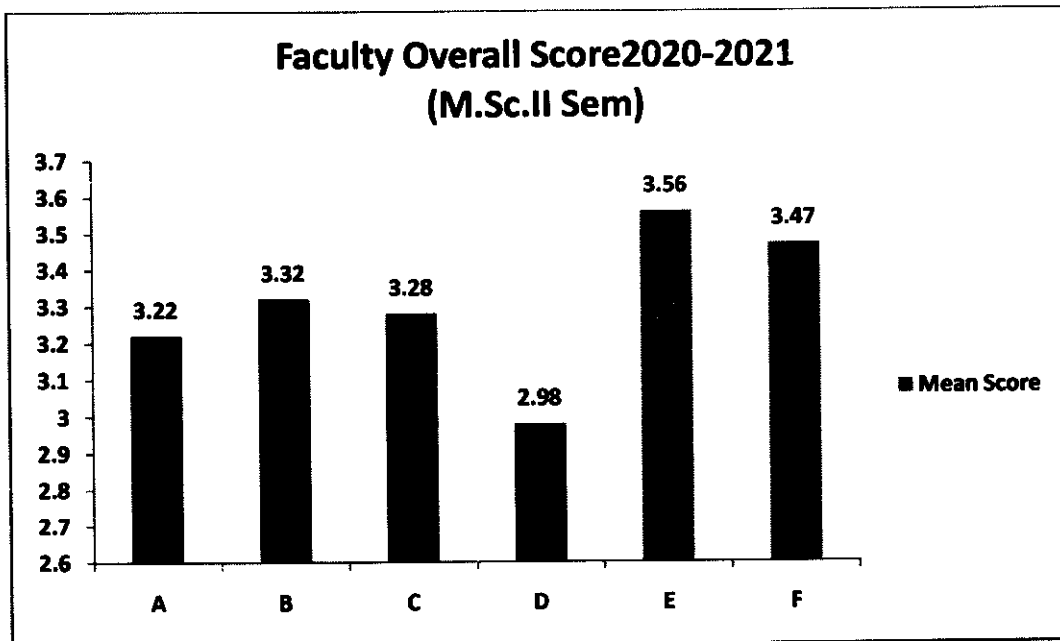
School of Studies in Anthropology
Pt. Ravishankar Shukla University, Raipur
Feedback Report Session 2020-2021


Percent response to faculty				
Faculty	V.G	Good	Sat	Unsat
A	42.14	39.85	16.47	1.54
B	48.67	36.01	14.17	1.15
C	46.51	34.89	18.6	0
D	35.14	39.64	23.87	1.35
E	69.64	29.91	0	0.45
F	58.29	39.91	1.8	0




 (Dr. Ashish Jhan)
 Professor & Head
 School of Anthropology
 Pt. Ravishankar Shukla University

Faculty Overall Score 2020-2021 (M.Sc. II Sem.)	
Faculty	Mean Score
A	3.22
B	3.32
C	3.28
D	2.98
E	3.56
F	3.47





(Dr. Ashok Pradhan)
 Professor & Head
 SoS in Anthropology
 Pt. Ravishankar Shukla University
 Raipur (C.G.)

**School of Studies in Anthropology
Pt. Ravishankar Shukla University, Raipur**

Feedback Report Session 2020-2021 (M.Sc. II Semester)

Percent response to faculty				
Faculty	V.G	Good	Sat	Unsat
A	42.14	39.85	16.47	1.54
B	48.67	36.01	14.17	1.15
C	46.51	34.89	18.6	0
D	35.14	39.64	23.87	1.35
E	69.64	29.91	0	0.45
F	58.29	39.91	1.8	0

Faculty	Mean Score
A (Dr. Ashok Pradhan)	3.22
B (Dr. Jitendra Premi)	3.32
C (Dr. Shailendra Kumar)	3.28
D (Dr. Udit Kalyan)	2.98
E (Dr. Laxminarayan Devangan)	3.56
F (Dr. Tulsi Rani)	3.47


(Dr. Ashok Pradhan)
 Professor & Head
 SoS in Anthropology
 Pt. Ravishankar Shukla University
 Raipur (C.G.)

1

Date - 14/08/2

Pt. Ravishankar Shukla University, Raipur	
Name of the Department: <u>Anthropology</u>	
Questionnaire - I	
Course/Program:	<u>MSc Anthropology</u>
Semester:	<u>Second</u>
Year:	<u>2020-21</u>
1.	Depth of the course content including project work, if any <input checked="" type="checkbox"/> Very good <input type="checkbox"/> Good <input type="checkbox"/> Satisfactory <input type="checkbox"/> Unsatisfactory
2.	Extent of coverage of course <input type="checkbox"/> Very good <input type="checkbox"/> Good <input checked="" type="checkbox"/> Satisfactory <input type="checkbox"/> Unsatisfactory
3.	Applicability / relevance to real life situations <input type="checkbox"/> Very good <input type="checkbox"/> Good <input checked="" type="checkbox"/> Satisfactory <input type="checkbox"/> Unsatisfactory
4.	Learning value (in terms of knowledge, concepts, manual skills, analytical abilities and broadening perspectives) <input type="checkbox"/> Very good <input checked="" type="checkbox"/> Good <input type="checkbox"/> Satisfactory <input type="checkbox"/> Unsatisfactory
5.	Clarity and relevance of textual reading material <input type="checkbox"/> Very good <input checked="" type="checkbox"/> Good <input type="checkbox"/> Satisfactory <input type="checkbox"/> Unsatisfactory
6.	Relevance of additional source material (Library) <input type="checkbox"/> Very good <input type="checkbox"/> Good <input checked="" type="checkbox"/> Satisfactory <input type="checkbox"/> Unsatisfactory
7.	Extent of effort required by students <input type="checkbox"/> Very good <input checked="" type="checkbox"/> Good <input type="checkbox"/> Satisfactory <input type="checkbox"/> Unsatisfactory
8.	Provision of sufficient time for feedback <input type="checkbox"/> Very good <input checked="" type="checkbox"/> Good <input type="checkbox"/> Satisfactory <input type="checkbox"/> Unsatisfactory
9.	Overall rating <input type="checkbox"/> Very good <input checked="" type="checkbox"/> Good <input type="checkbox"/> Satisfactory <input type="checkbox"/> Unsatisfactory

Ashok
14/08/21

(Dr. Ashok Pradhan)
Professor & Head
SoS in Anthropology
Pt. Ravishankar Shukla University
Raipur (C.G.)

Pt. Ravishankar Shukla University, Raipur	
Name of the Department: <u>Anthropology</u>	
Questionnaire - 2nd	
Student Feedback on Teachers (Separate for each Teacher, Please give only for those teachers who have taught you in this semester)	
Name of the Teacher:	<u>Pradhan sir</u>
Name of the Course Taught:	<u>BioStatistics</u>
1. Knowledge base of the teacher (as perceived by you)	<input checked="" type="checkbox"/> Very good <input type="checkbox"/> Good <input type="checkbox"/> Satisfactory <input type="checkbox"/> Unsatisfactory
2. Communication skills (in terms of articulation and comprehensibility)	<input checked="" type="checkbox"/> Very good <input type="checkbox"/> Good <input type="checkbox"/> Satisfactory <input type="checkbox"/> Unsatisfactory
3. Sincerity / Commitment of the teacher	<input checked="" type="checkbox"/> Very good <input type="checkbox"/> Good <input type="checkbox"/> Satisfactory <input type="checkbox"/> Unsatisfactory
4. Interest generated by the teacher	<input type="checkbox"/> Very good <input checked="" type="checkbox"/> Good <input type="checkbox"/> Satisfactory <input type="checkbox"/> Unsatisfactory
5. Ability to integrate course material with environment / other issues, to provide a broader perspective	<input checked="" type="checkbox"/> Very good <input type="checkbox"/> Good <input type="checkbox"/> Satisfactory <input type="checkbox"/> Unsatisfactory
6. Ability to integrate content with other courses	<input type="checkbox"/> Very good <input checked="" type="checkbox"/> Good <input type="checkbox"/> Satisfactory <input type="checkbox"/> Unsatisfactory
7. Accessibility of the teacher in and out of the class (include availability of the teacher to motivate further study and discussion outside class)	<input checked="" type="checkbox"/> Very good <input type="checkbox"/> Good <input type="checkbox"/> Satisfactory <input type="checkbox"/> Unsatisfactory
8. Ability to design quizzes / tests / assignment / examination and projects to evaluate students understanding of the course	<input type="checkbox"/> Very good <input checked="" type="checkbox"/> Good <input type="checkbox"/> Satisfactory <input type="checkbox"/> Unsatisfactory
9. Overall rating	<input type="checkbox"/> Very good <input type="checkbox"/> Good <input type="checkbox"/> Satisfactory <input type="checkbox"/> Unsatisfactory

(Dr. Ashok Pradhan)
 Professor & Head
 SoS in Anthropology
 Pt. Ravishankar Shukla University
 Raipur (C.G.)

Pt. Ravishankar Shukla University, Raipur	
Name of the Department:	
Questionnaire – 3 (for final year students only)	
Students' overall Evaluation of Program and Teaching	
Name of the Teacher	Mr. Titendra Kumar Premi
Course/Program:	MSc TV Sem
Year:	2021
1.	Your background for benefiting from the course was <input checked="" type="checkbox"/> More than adequate <input type="checkbox"/> Just adequate <input type="checkbox"/> Inadequate <input type="checkbox"/> Cannot say
2.	Was the course conceptually difficult to understand? <input checked="" type="checkbox"/> Easy <input checked="" type="checkbox"/> Manageable <input type="checkbox"/> Difficult <input type="checkbox"/> Very difficult
3.	Were you able to get the prescribed reading? <input checked="" type="checkbox"/> Easily <input type="checkbox"/> With difficulty <input type="checkbox"/> Not at all <input type="checkbox"/> With great difficulty
4.	How well did the teacher prepare for class? <input checked="" type="checkbox"/> Thoroughly <input type="checkbox"/> Satisfactorily <input type="checkbox"/> Poorly <input type="checkbox"/> Indifferently
5.	How helpful was the teacher in advising? <input checked="" type="checkbox"/> Helpful <input type="checkbox"/> Unhelpful <input type="checkbox"/> Sometimes helpful <input type="checkbox"/> Sometimes unhelpful
6.	Was the teacher? <input checked="" type="checkbox"/> Courteous <input type="checkbox"/> Rude <input type="checkbox"/> Indifferent <input type="checkbox"/> Strict
7.	Was there any opportunity for personal interaction with teacher? <input checked="" type="checkbox"/> Yes <input type="checkbox"/> To some extent <input type="checkbox"/> Nil <input type="checkbox"/> Cannot say
8.	Was there any opportunity for small group work? <input checked="" type="checkbox"/> Yes <input type="checkbox"/> To some extent <input type="checkbox"/> Nil <input type="checkbox"/> cannot say
9.	Were outsider experts invited to address you? <input type="checkbox"/> Yes <input checked="" type="checkbox"/> Rarely <input type="checkbox"/> None <input type="checkbox"/> Frequently
10.	Did you visit industries, laboratories, banks and outside universities? <input type="checkbox"/> Yes, frequently <input checked="" type="checkbox"/> Some times <input checked="" type="checkbox"/> No <input type="checkbox"/> Yes, rarely

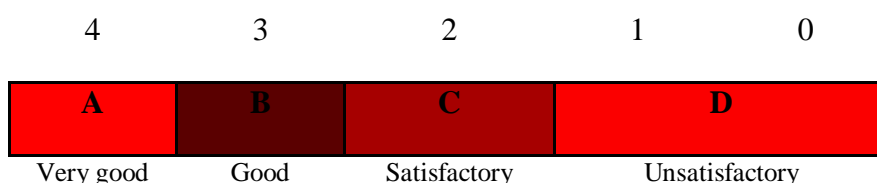
Appraisal :- content quality is excellent, and dedicated to teaching.

(Dr. Ashok Pradhan)
Professor & Head
SoS in Anthropology
Pt. Ravishankar Shukla University
Raipur (C.G.)

School of Studies in Biotechnology
Feedback from students, Parent, support staff and
Alumni members
Session: 2020-2021

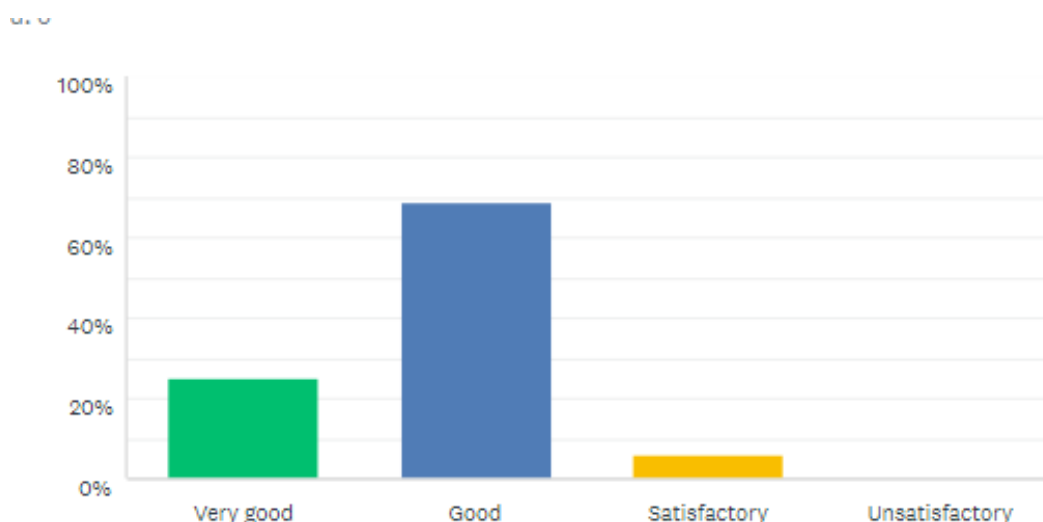
Summary of Analysis & Action Taken Report

A. Feedback Inventory for Students
(Questionnaire -1)



M.Sc. I sem.
Session: Dec-Jan 2020-2021

Overall rating by Students



Remarks

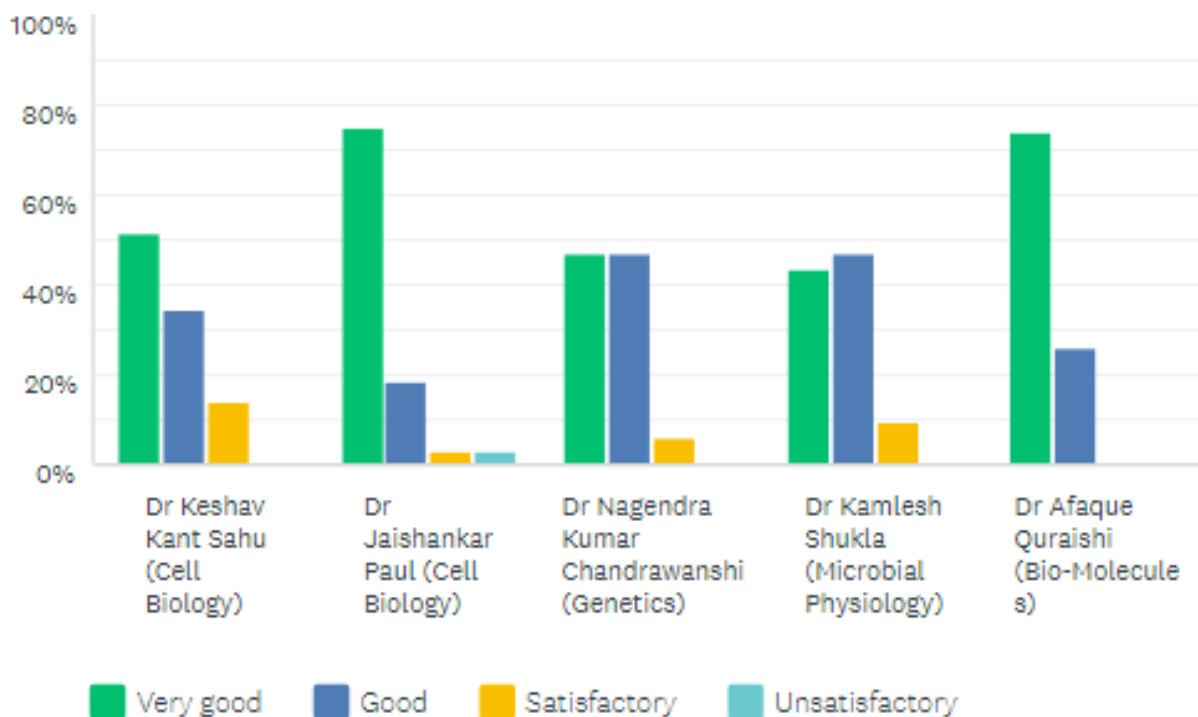
Parameters of Responses (%)				
Very Good	Good	Satisfactory	Unsatisfactory	Total Response
25.00	68.75	06.25	00.00	32.00

* Details analysis sheet attached.

B. Feedback Inventory for Students (Questionnaire -2)

M.Sc. I sem., Session: Dec-Jan 2020-2021

Overall rating by Students



Teachers	Very good	Good	Satisfactory	Unsatisfactory
Dr Keshav Kant Sahu (Cell Biology)	51.72%	34.48%	13.79%	0.00%
Dr Jaishankar Paul (Cell Biology)	75.00%	18.75%	3.13%	3.13%
Dr Nagendra Kumar Chandrawanshi (Genetics)	46.88%	46.88%	6.25%	0.00%
Dr Kamlesh Shukla (Microbial Physiology)	43.75%	46.88%	9.38%	0.00%
Dr Afaque Quraishi (Bio Molecules)	74.19%	25.81%	0.00%	0.00%

*** Details analysis sheet attached.**

Suggestions

S1

Sometimes network issues arise. Other than, this atmosphere is very good in our department.

Response: *Although the school is Wi-Fi enabled. Sometimes, the network is interrupted from the service provider's end or due to some internal issues. Internal issues are generally resolved immediately.*

S2 Dr Nagendra Kumar Chandrawanshi sir kindly requested to explain in Hindi, and Dr Kamlesh Shukla sir kindly requested to improve his way of teaching.

Response: *The matter discussed in the Staff Council and HoD discussed it with the concerned faculties to resolve the issues.*

S3 No

S4 Access to the online library for books and research papers. Seminar on recent discoveries by students so that we could gain more knowledge in the area of research undergoing. Discussion on future aspects, internships etc. in the field. Visual demonstration of practical's if possible (either through online resources)

Response: *In the departmental library, standard reference and textbooks of biotechnology (hard and soft copies) of foreign authors are available for students. Research papers are available through the UGC-INFLIBNET facility. Further, in the classroom seminars, faculty members suggest the students for inclusion of the latest research information on the topic to be discussed during their presentations. For the visual demonstration, students are advised to use visual practical labs. The virtual laboratory has been through <https://www.vlab.co.in/>, an initiative of the Ministry of Education under the National Mission on Education through ICT.*

S5 NC sir describe in Hindi or also in a simple way, and other teachers also give a brief about the topic at last like Paul sir that makes easy to memories for us.

Response: *HoD discussed it with the concerned faculty to resolve the problem.*

S6 Faculties are good.

S7 Everything is fine

C. Feedback Inventory for Students (Questionnaire -1)

M.Sc. III sem., Session: Dec-Jan 2020-2021

Overall rating



Remarks

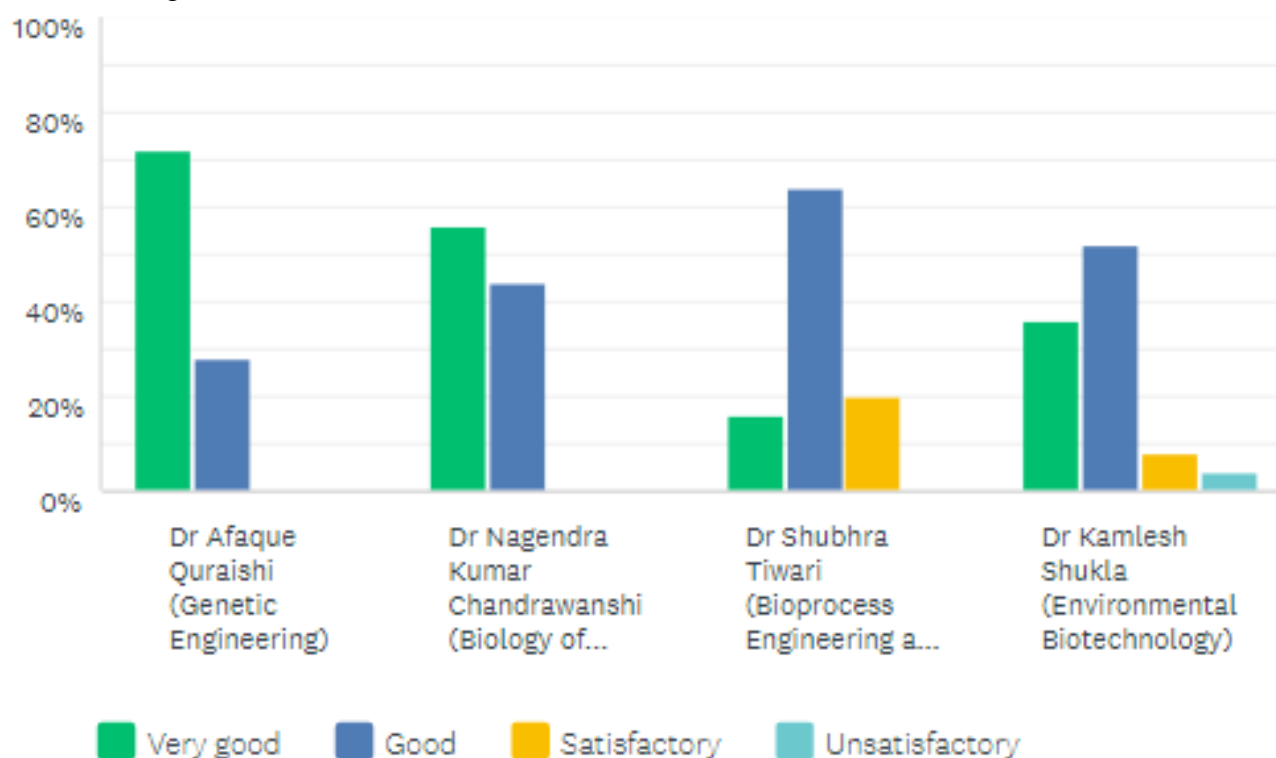
Parameters of Responses (%)				
Very Good	Good	Satisfactory	Unsatisfactory	Total Response
24.00	72.00	04.00	00.00	25.00

* Details analysis sheet attached.

D. Feedback Inventory for Students (Questionnaire -2)

M.Sc. III sem., Session: Dec-Jan 2020-2021

Overall rating



Teachers	VERY GOOD	GOOD	SATISFACTORY	UNSATISFACTORY
Dr Afaque Quraishi (Genetic Engineering)	72.00%	28.00%	0.00%	0.00%
Dr Nagendra Kumar Chandrawanshi (Biology of Immune System)	56.00%	44.00%	0.00%	0.00%
Dr Shubhra Tiwari (Bioprocess Engineering and Technology)	16.00%	64.00%	20.00%	0.00%
Dr Kamlesh Shukla (Environmental Biotechnology)	36.00%	52.00%	8.00%	4.00%

*** Details analysis sheet attached.**

Suggestions

R1 Not necessary...

R2 The department or university had to decrease the fees because we are learning online and there is no use of material for practical.

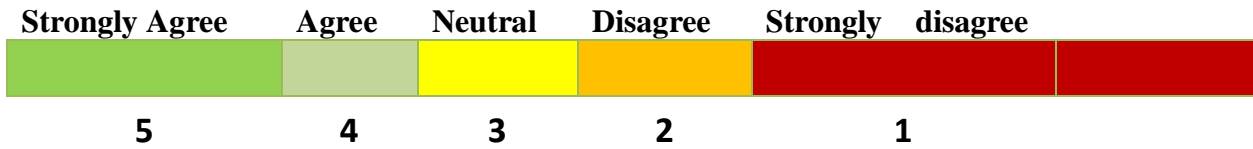
Response: *The suggestion was sent to the university administration.*

R3 No Suggestions, Grateful for the coordination and guidance of all professors during III Sem online studies. Thank you! For the survey

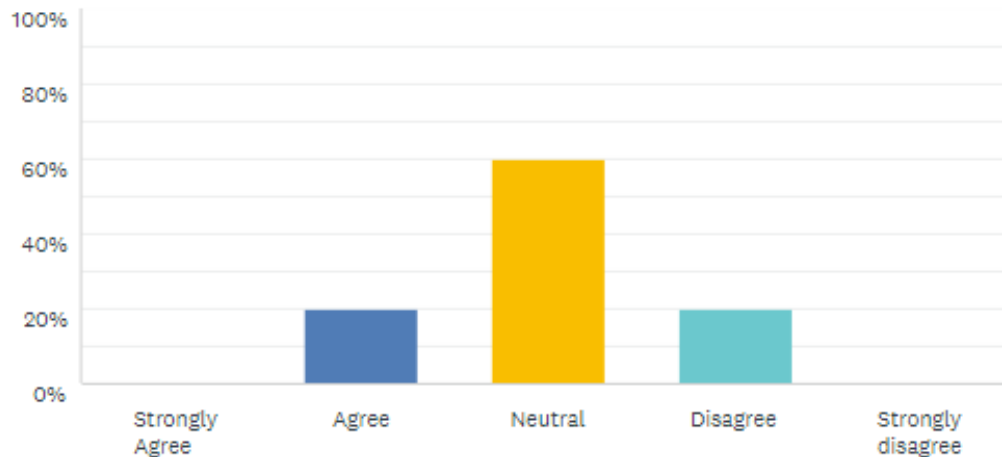
E. Feedback from Support Staff (2020-21)

The procedures followed in the university are effective.

Scale



Based on Q. 2



Remarks

Parameters (%)					
Strongly Agree	Agree	Neutral	Disagree	Strongly disagree	Total Response
00.00	20.00	60.00	20.00	00.00	05

* Details analysis sheet attached.

Suggestions for further improvement:

ST: There is no promotion in the post of research associate. The only suggestion is that there should be promotion after particular years of experience.

Response: The issue is forwarded to the university administration.

RRM: No comment

RKV: Administrative reforms

Response: The matter is forwarded to the university administration.

MB: Har sal pramotion deya jaye

Response: The issue is forwarded to the university administration.

SM: □□□□□□□□ □□□ □□□□ □□□□□

Response: The issue is forwarded to the university administration.

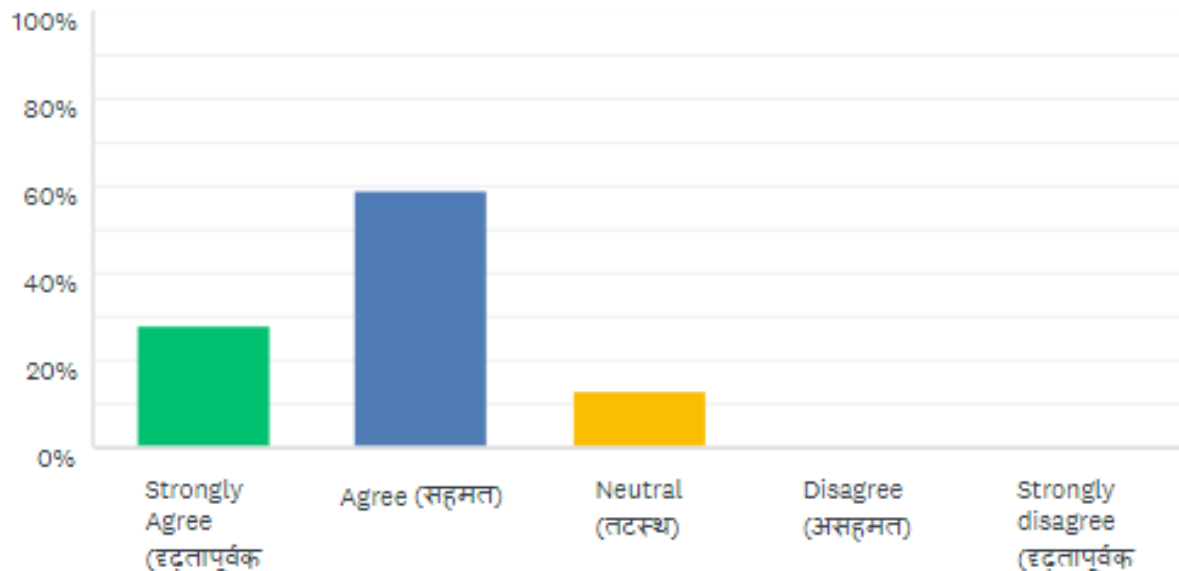
Key:

ST	Shubhra Tiwari	MB	Manju Bhagat
RRM	Raghu Ram Markam	SM	Santosh Manikpuri

F. Feedback Inventory for Parents

Feedback from Parents, Session June 2020-2021

Getting admission to the University for my ward is a matter of pride for me (Based on).



Remarks

		Parameters of Responses (%)				
Strongly Agree	Agree	Neutral	Disagree	Strongly disagree	Total Response	
28.21	58.97	12.82	00.00	00.00	39	

* Details analysis sheet attached.

Suggestions for further improvement:

P1: No suggestions

P2: Notes should be provided

Response: *The teachers provide study materials regularly. However, we induce them to prepare their reading materials by own at this Masters level. As the topics are covered during theory classes and in the classroom seminars. Further, rich university and departmental libraries are available for them and we provide all the e-resources too.*

P3: As per the present situation and their current status, Students should be allowed desertion in their 4th sem even if it's minimised from 6 to 4 months. Already the covid situation has made it difficult for them to fetch practical knowledge of the subject, and cancellation of their dissertation just to finish up their degree would do no good to them, they would just be limited to theoretical knowledge.

Response: *University acts as per the Govt guidelines in this pandemic situation.*

P4: We would recommend to allow alumni, use online library & research papers.

Response: *It is open for both registered students and alumni.*

- P5:** 1) Conducting Monthly test & evaluating student's progress should be done
2) Conducting online practicals & explanation by the mentor should be inculcated

Response:

- 1. Continuous assessment of the students is a key requirement that is achieved by class tests, classroom seminars, etc.*
- 2. For the visual demonstration, students are frequently advised to use visual practical labs through <https://www.vlab.co.in/>. It is an initiative of the Ministry of Education under the National Mission on Education through ICT.*

P6: Fees aplogo ko kam lena chahiye tha kyuki sabhi classes online chal rhe.

Response: *University administration can decide the matter.*

P7: Everything is well and good

P8: Sab thik hai

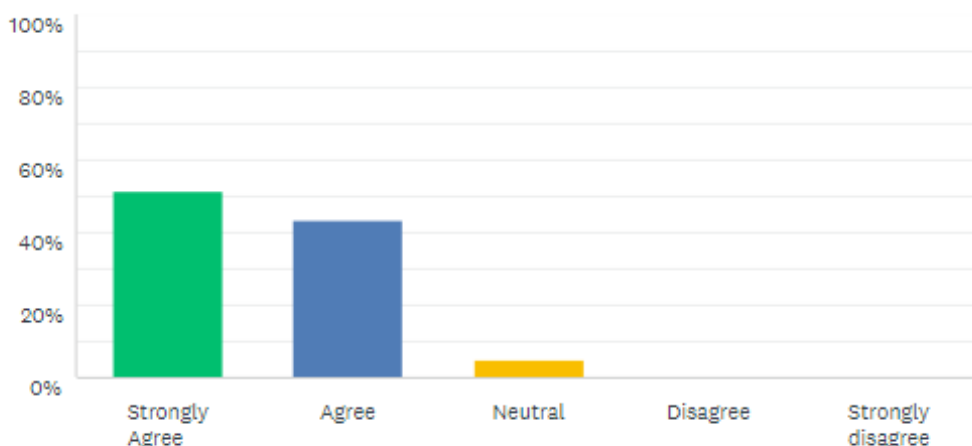
P9: No suggestion

P10: None

G. Feedback Inventory for Alumni

Alumni Association of Biotechnology, Feedback June 2020-2021

Q I feel proud to be the student of Pandit Ravishankar Shukla University (PRSU).



Remarks

Parameters of Responses (%)					
Strongly agree	Agree	Neutral	Disagree	Strongly disagree	Total Response
51.28	43.59	05.13	00.00	00.00	39

* Details analysis sheet attached.

Suggestions for further improvement:

M1: Projects funds, Industrial tie-up for the student to get a job

Response: The school is working on a Department Placement Cell. Presently, the University Placement Cell exists and offers jobs available on its placement portal.

M2: There should be an interaction between alumni and current students.. even after the alumni meeting

Response: Alumni association organizes an annual meet regularly. Further, alumni have created a department alumni group on Whatsapp to share career opportunities and other interactions.

M3: Educational tours and industrial visits should add as a part of curriculum

Response: It is a part of the curriculum and a regular feature of this school.

M4: Hi! it's my personal opinion to improving the best way department or university, promote student body, make a proper platform to express their freedom of expression, raise voices for social issues and teach them proper practical education.

Response: *The student association is a legal body of the university, under which students elect a president and other office-bearers every year. Further, the annual gathering, inter-college and inter-university youth cultural programs and competitions are the regular features of the university. One of the major concerns is to develop high practical skills in the M.Sc. Biotechnology students. In our timetable, the complete second half is devoted to the experimentation classes. Moreover, regular arrangements of hands-on workshops and six-month dissertations in the fourth semester further polish their practical skills.*

M5: Good

M6: There should be facility of student placement.

Response: *Same as M1*

M7: University should keep update the alumni with new project work and researches...

Response: *A department alumni group on Whatsapp is there to share information. Further, various departmental activities are regularly uploaded on the departmental and university website.*

M8: Emphasize placements. Being alumni we r still searching jobs ☐

Response: *Same as M1*

M9: No suggestion

M10: Arrange job for unemployed member

Response: *Same as M1*

M11: There should be establishment of some animal culture labs too..So that the students will get more exposure in this field. Along with this the students may have a site visit in Biotechnology related industries which is must for student of this department...Thank you

Response: *The school is going to establish an animal cell culture laboratory. Industrial visit is a part of the curriculum and a regular feature of this school.*

M12: In the area of placements for students and availability of more advanced technology equipment

Response: *Same as M1. The school is sufficiently equipped through the DST-FIST program.*

M13: 1. The department should conduct more interesting and fun learning activities in association with alumni so that more students can become part of the alumni association 2. During pandemics, e-learning has gained attention so online competition can be organized for the welfare of students.

Response: *The Alumni Association every year conducted meet for maximum interaction with current students and alumni. The faculties are using various online resources for imparting knowledge to the students during the present pandemic.*

Action Taken Report

Student's Overall Rating for the program

M.Sc. Biotechnology students of the I and III semesters rated the program as satisfactory and above. No one finds it unsatisfactory. However, the school is constantly working for improvement.

Student's Overall Rating for the teachers

Here students rate all the teachers satisfactory and above except for one case in each semester. In the I and III semesters, only about 3% and 4% of students, respectively, found him unsatisfactory. Nonetheless, the Chairman, Staff Council discussed it with the concerned ones for the improvement.

Feedback from supporting staff

Regarding the effectiveness of the university administration process, 20% of staff disagreed, and 60% is neutral; the matter is informed to the authority.

Feedback from parents

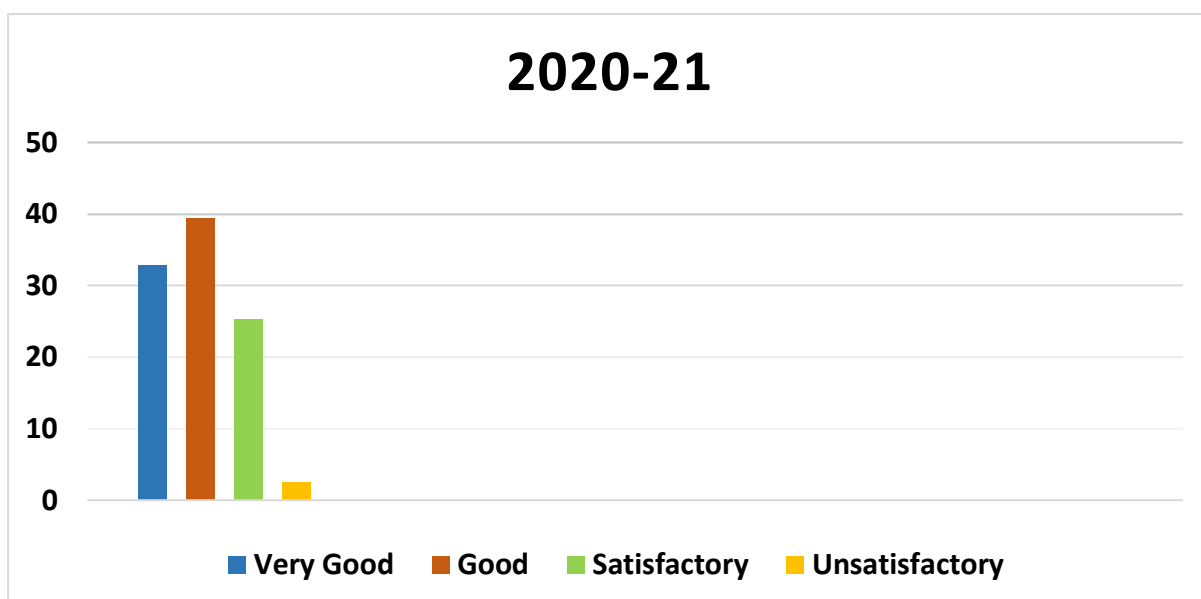
Admission in the university of their wards makes them proud, 13% are neutral, and nobody disagrees. For improvement, valuable suggestions from parents are considered, as mentioned in the section.

Feedback from alumni

All the alumni feel proud as the students of this university, only 5% are neutral, and nobody disagrees. Their suggestions are considered, as mentioned in the section.

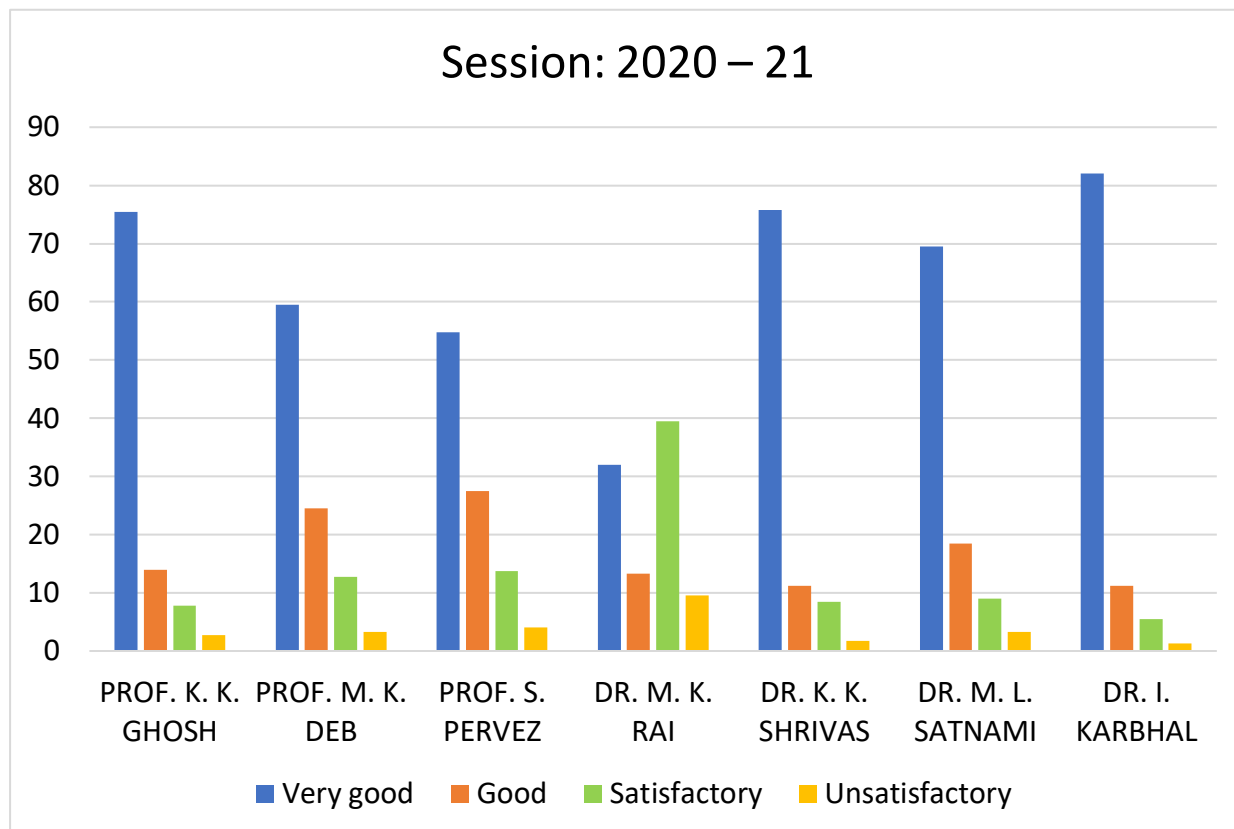
School of Studies in Chemistry
Action Taken Report
&
Summary of Analysis
Session: 2020 - 21
A. Feedback Inventory for Students

Parameters of Responses (%) 2020 - 21				
Very Good	Good	Satisfactory	Unsatisfactory	Total Response
32.77	39.44	25.27	2.5	40.00



Session: 2020 – 21

S.N.	TEACHERS	Very good	Good	Satisfactory	Unsatisfactory
1.	PROF. K. K. GHOSH	75.5	14	7.75	2.75
2.	PROF. M. K. DEB	59.5	24.5	12.75	3.25
3.	PROF. SHAMSH PERVEZ	54.75	27.5	13.75	4
4.	DR. M. K. RAI	32	13.25	39.5	9.5
5.	DR. K. K. SHRIVAS	75.75	11.25	8.5	1.75
6.	DR. M. L. SATNAMI	69.5	18.5	9	3.25
7.	DR. INDRAPAL KARBHAL	82	11.25	5.5	1.25



B. Action Taken Report

The feedback given by the students were analysed and discussed in Staff council meeting. Suitable action was taken so as to satisfy the expectations of students. This further helped us to improve the teaching methodology and pedagogy as per the expectations of the students.

School of Studies in Computer Science & IT

Pt. Ravishankar Shukla University, Raipur, Chhattisgarh

STUDENT FEEDBACK 2020-21

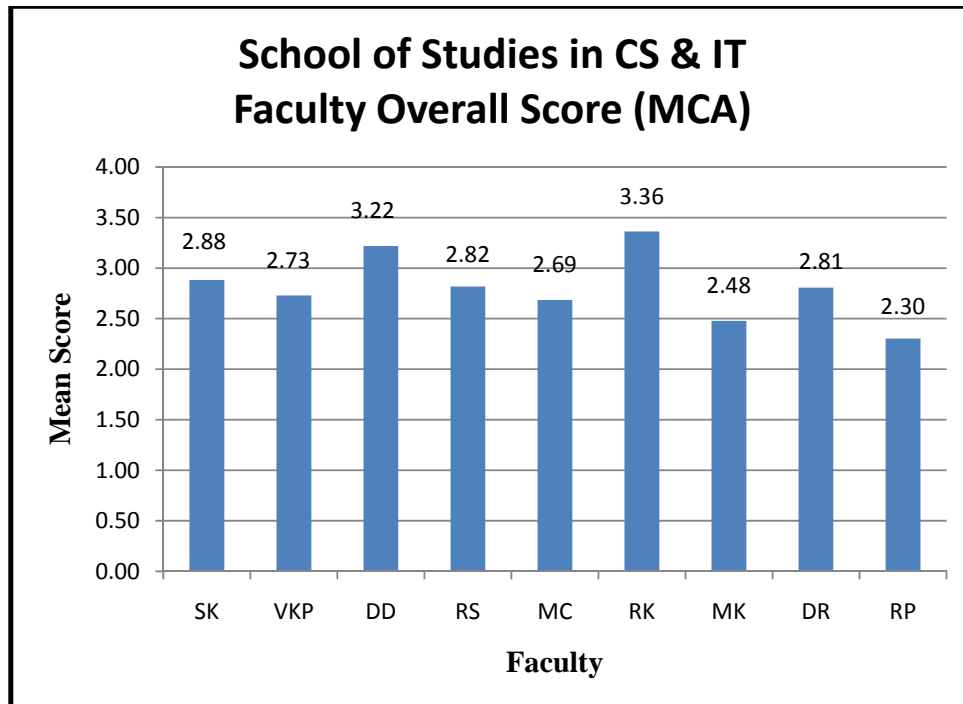
Abbreviations used

NAMES OF FACULTY			
SK	Dr. Sanjay Kumar	DR	Dhammpal Ramtake
VKP	Dr. V. K. Patle	RK	Rubi Kambo
DD	Deepak Kumar Deshmukh	MC	Manisha Chandrakar
RS	Rahul Singh	MK	Mukesh Kashyap
RP	Ramakant Prasad		

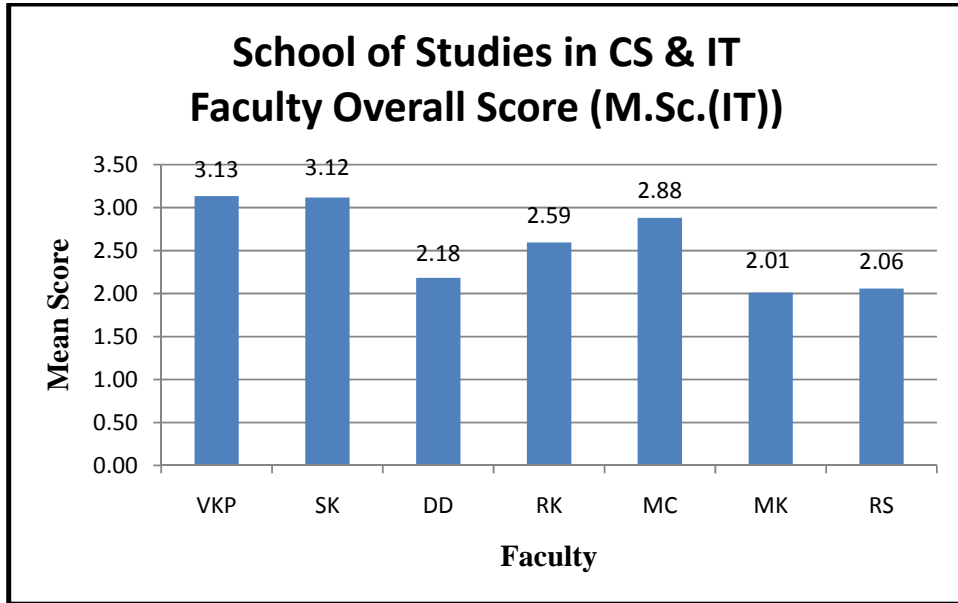


No. of students participating -MCA(108); MSc(IT)(47)=Total (155) ;
Total faculty members - Permanent(02), Contract(06).

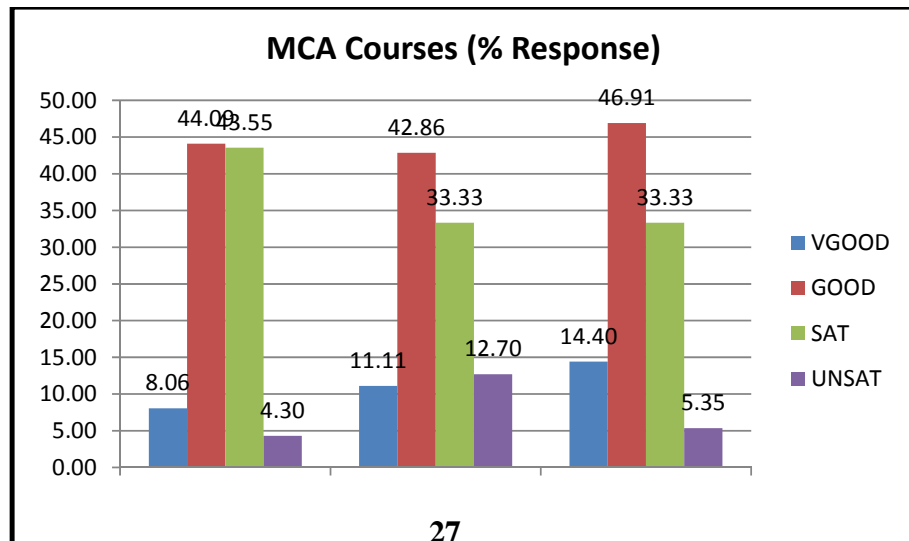
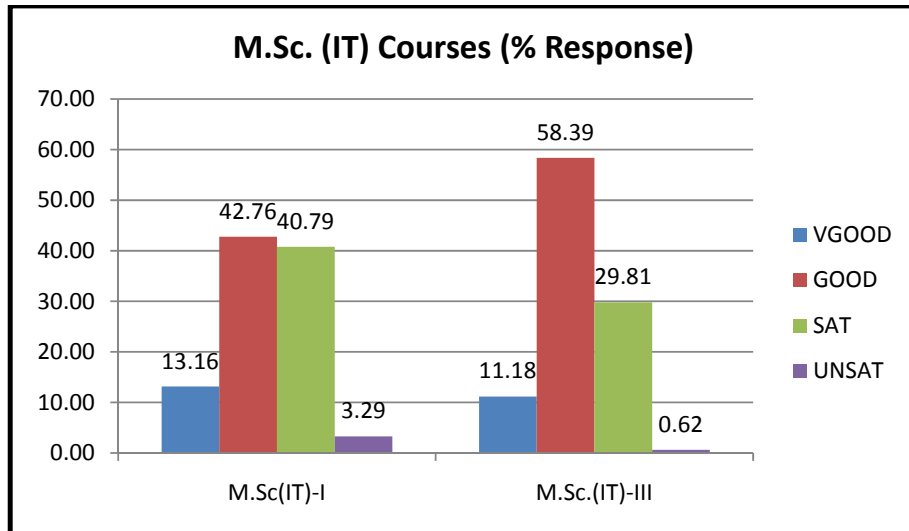
MCA



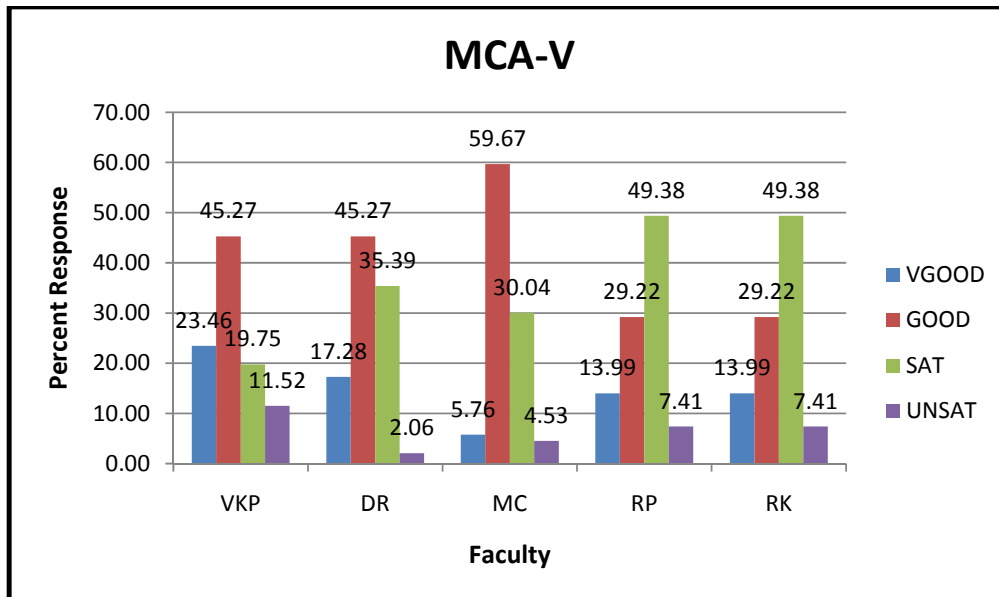
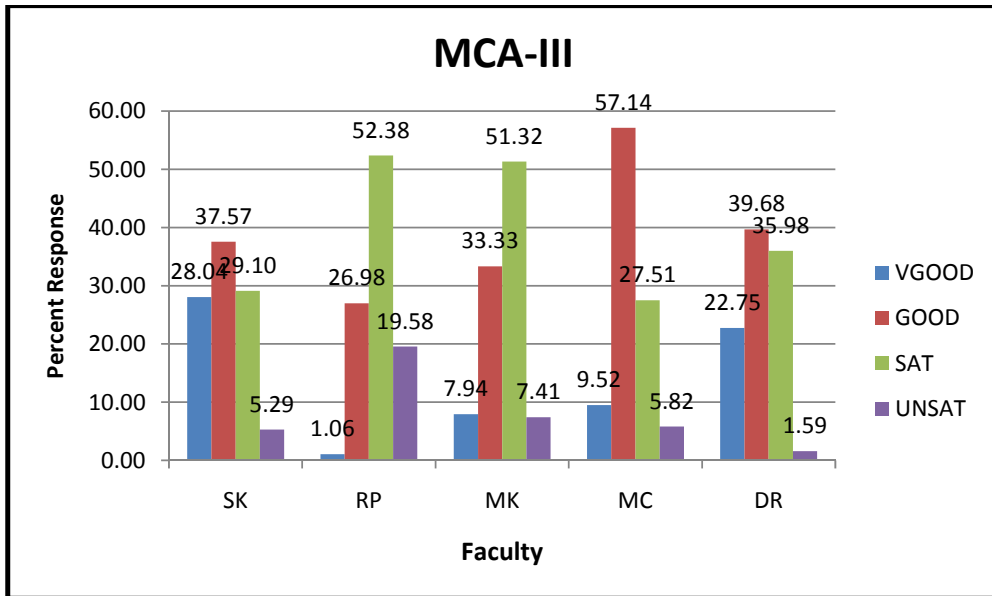
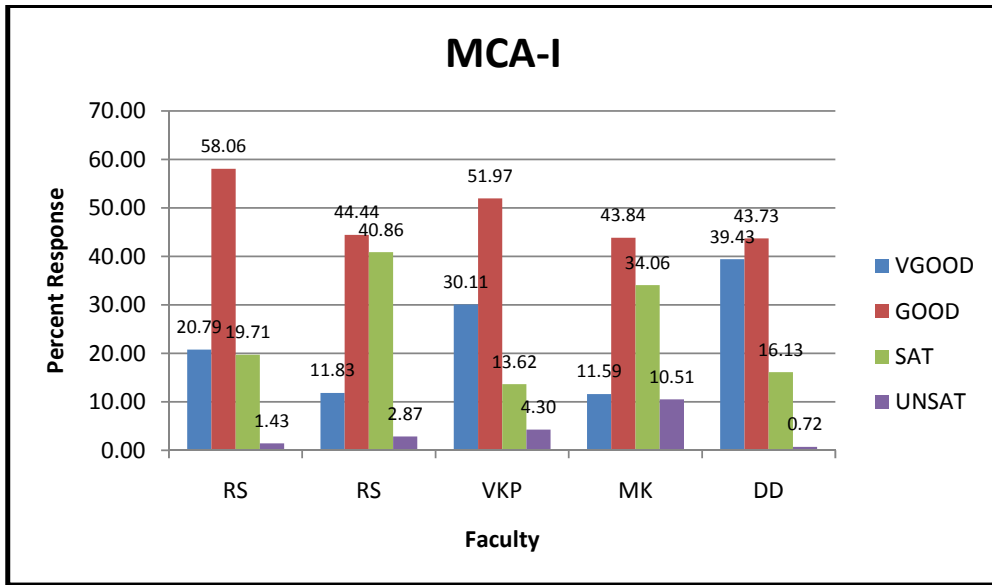
M.Sc.(IT)

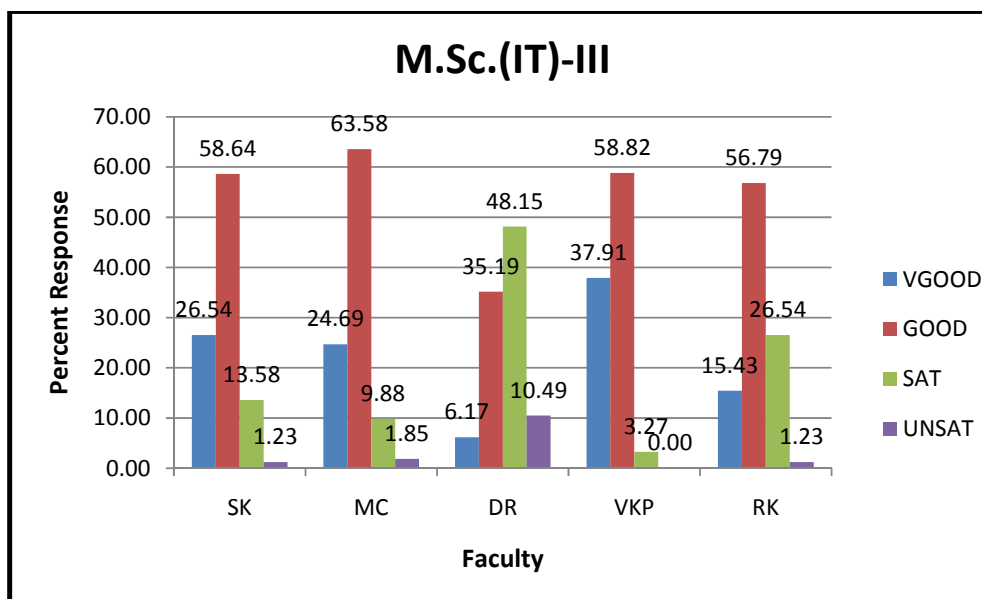
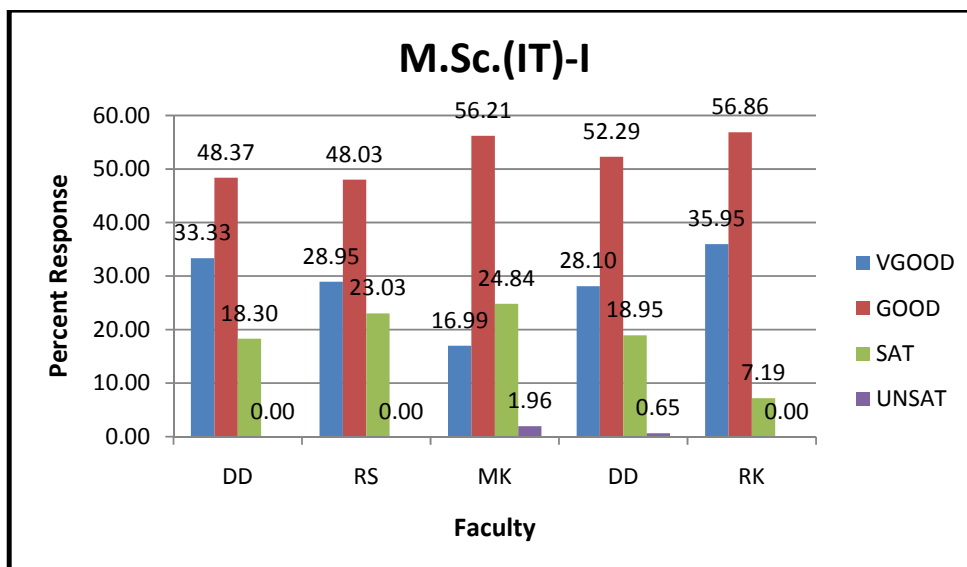


PERCENT RESPONSE TO COURSES



PERCENT RESPONSE TO FACULTY





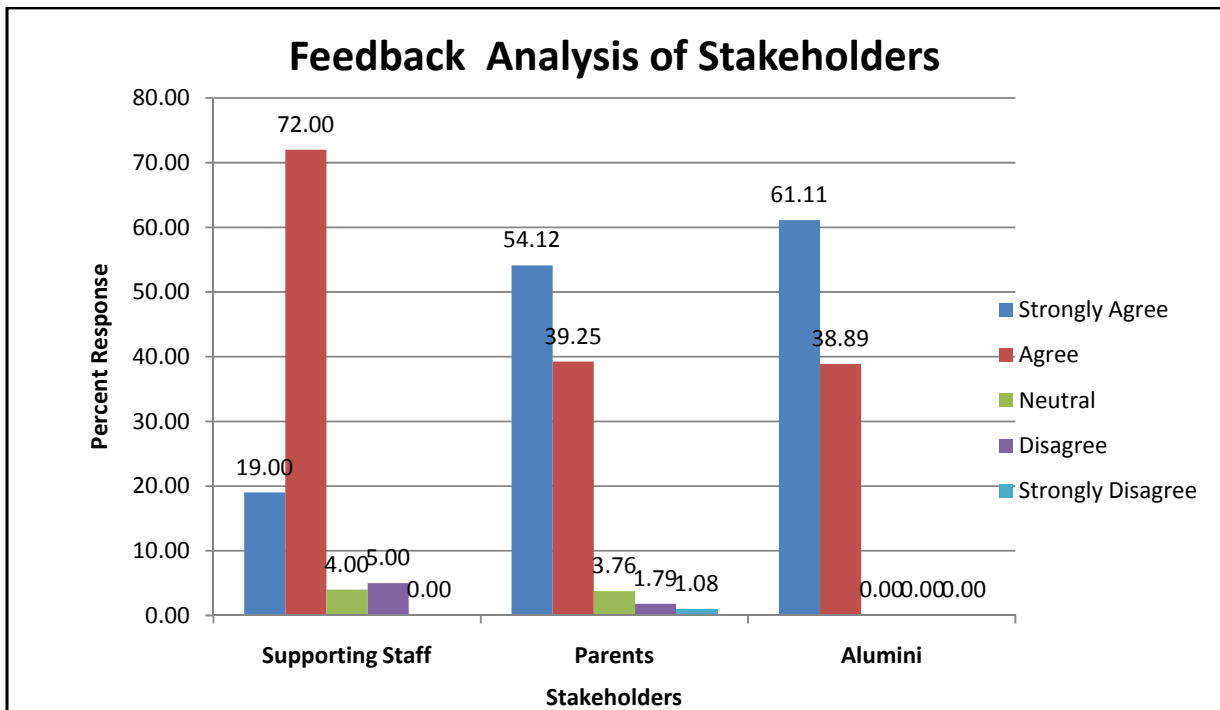
ACTION TAKEN REPORT

The overall score given by students to the faculty was circulated among the faculty members and necessary directions were given to the teachers for further improvement.

Head

PERCENT RESPONSE TO STAKEHOLDERS

	Strongly Agree	Agree	Neutral	Disagree	Strongly Disagree
Supporting Staff	19.00	72.00	4.00	5.00	0.00
Parents	54.12	39.25	3.76	1.79	1.08
Alumini	61.11	38.89	0.00	0.00	0.00



SOS IN ECONOMICS

STUDENT FEEDBACK 2020-21

Abbreviations used


Abbreviations	Name of Faculty
A	Dr. Ravindra Brahme
B	Dr. R. Prasad
C	Dr. B. L. Sonekar
D	Dr. Archana Sethi
E	Dr. Sunil Kumeti

SCORING			
4	3	2	1
A	B	C	D
Very good	Good	Satisfactory	Unsatisfactory

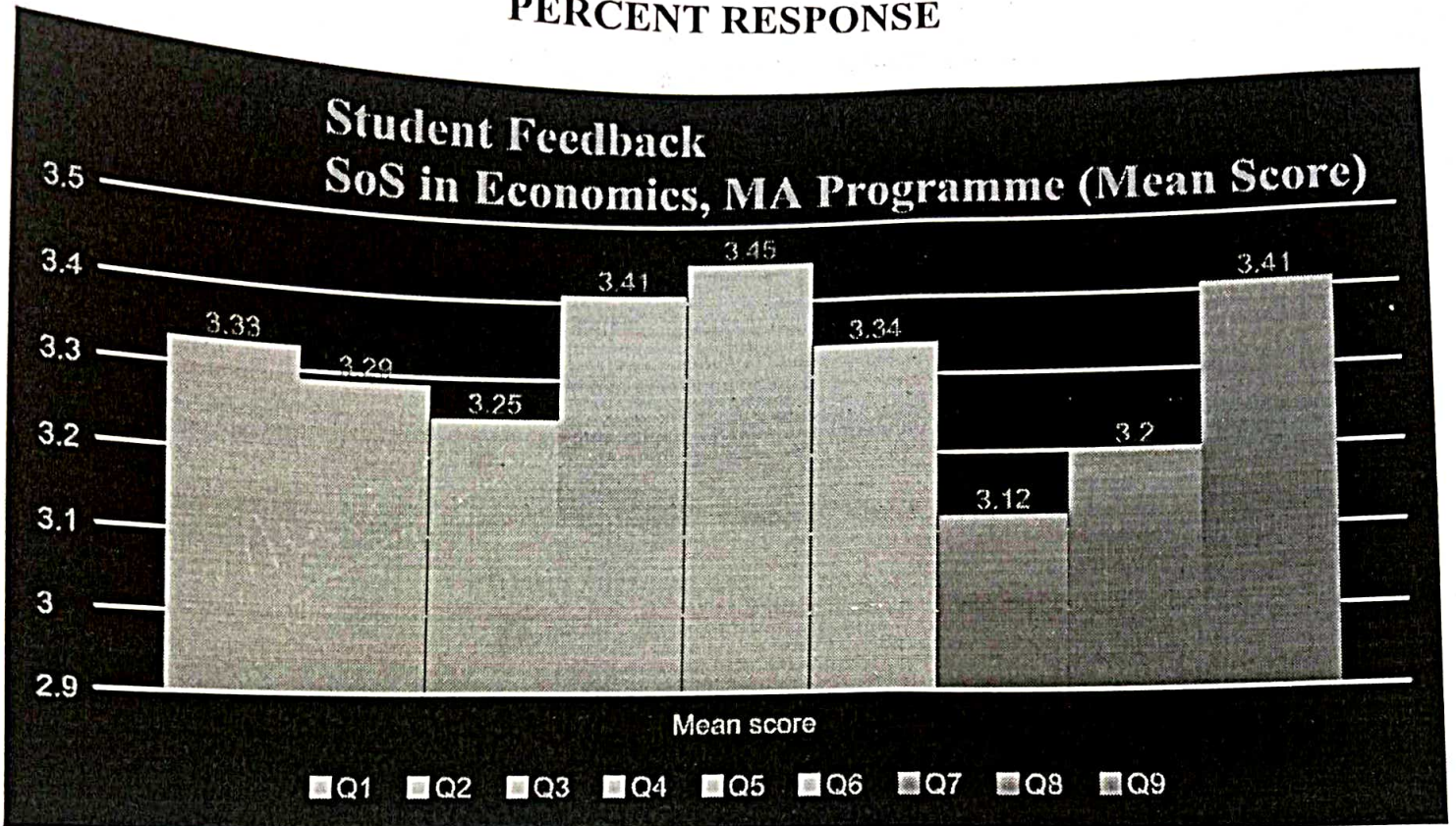
No. of students participating –M.A. Economics IV Sem (24) =Total 24
Total faculty members Permanent (5) = Total 05

M.A. Programme Student Feedback

Student Feedback SoS in Economics, MA Programme (Percentage Score)




PERCENT RESPONSE



Faculty Student Feedback

Abbreviations	Name of Faculty	Mean Score
A	Dr. Ravindra Brahme	3.49
B	Dr. R. Prasad	3.38
C	Dr. B. L. Sonekar	3.57
D	Dr. Archana Sethi	3.52
E	Dr. Sunil Kumeti	3.74

Student Feedback SoS in Economics, Faculty Overall Mean Score



PERCENT RESPONSE TO FACULTY

M.A. Economics

FACULTY	VGOOD	GOOD	SAT	UNSAT
A	56.50	36.57	6.93	0
B	50.92	39.81	3.71	5.56
C	60.40	36.74	2.79	0
D	56.49	39.35	4.16	0
E	77.32	19.44	3.24	0

Student Feedback SoS in Economics, Faculty Overall Mean Score




ACTION TAKEN REPORT

The overall score given by students to the faculty was circulated among the faculty members including adhoc members with the request for improvement in teaching.

Amul
Professor in charge
Department of Chemistry
M. J. Somaiya Institute of Technology & Science
V. V. Narvekar Institute of Technology & Science

Amul
Name of Faculty

Professor in charge
Student feedback, SLS

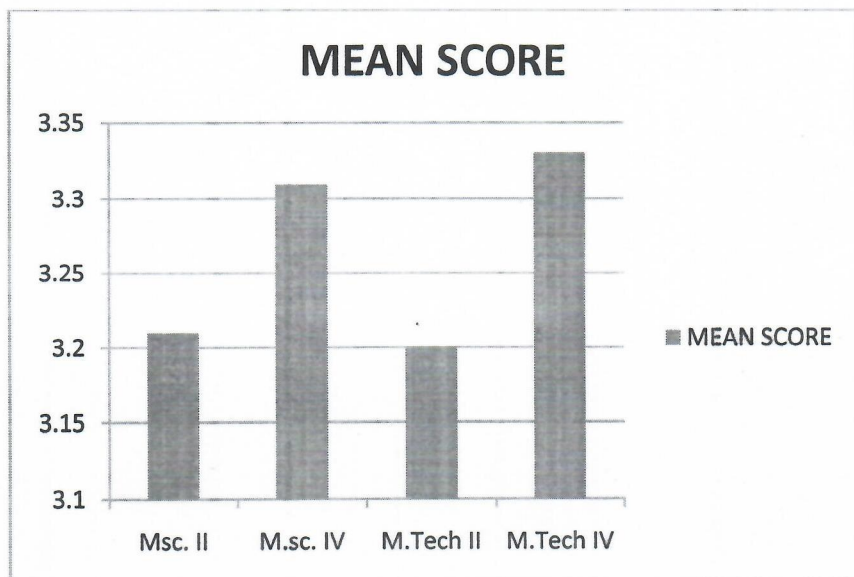


SoS in Electronics and Photonics

Pt. Ravishankar Shukla University, Raipur (C.G.)

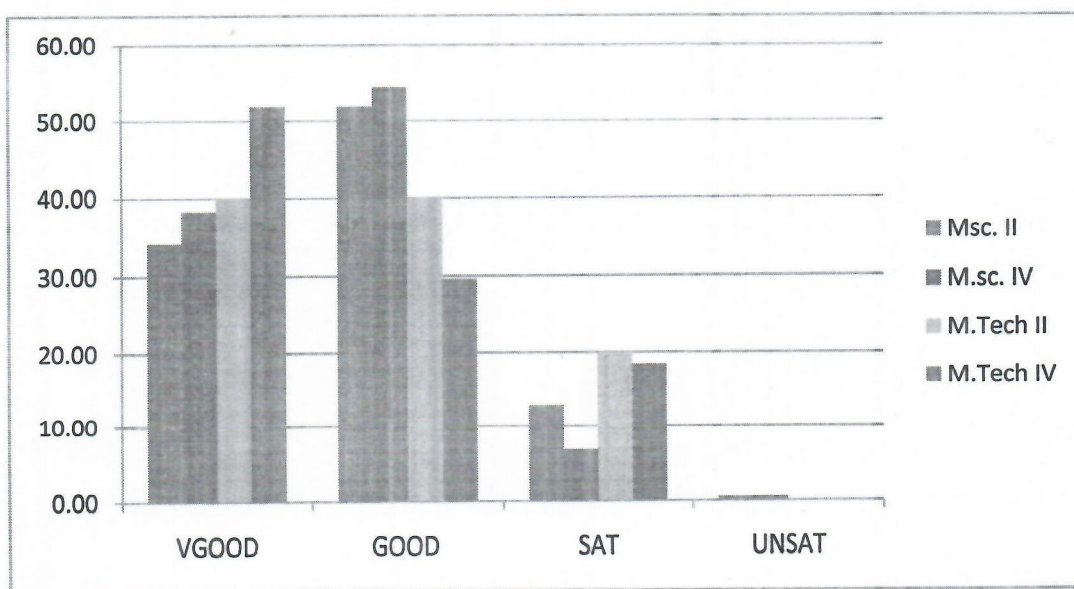
STUDENT FEEDBACK FOR COURSE AND FACULTY(2020-2021)

Course Feedback



SEMESTER	MEAN SCORE
Msc. II	3.21
M.sc. IV	3.31
M.Tech II	3.2
M.Tech IV	3.33

Percentage Response to Course



6th Feb
22/10/2021
 S.O.S. in Electronics & Photonics
 Pt. Ravishankar Shukla University
 RAIPUR (C.G.) 492 010

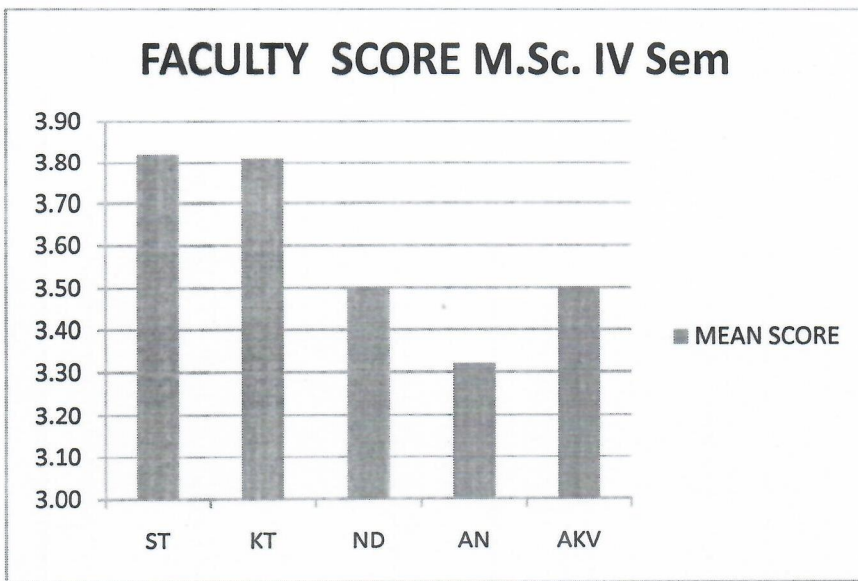
SoS in Electronics and Photonics

Pt. Ravishankar Shukla University, Raipur (C.G.)

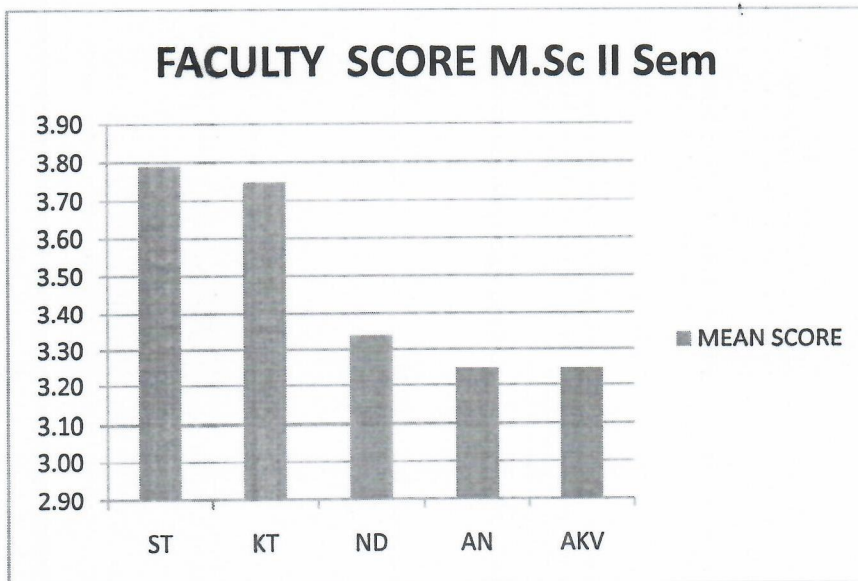
STUDENT FEEDBACK FOR COURSE AND FACULTY(2020-2021)

SEMESTER	VGOOD	GOOD	SAT	UNSAT
Msc. II	34.20	51.85	12.96	0.46
M.sc. IV	38.33	54.44	6.66	0.50
M.Tech II	40.00	40.00	20.00	0.00
M.Tech IV	51.85	29.62	18.51	0.00

Faculty Feedback



FACULTY	MEAN SCORE
ST	3.82
KT	3.81
ND	3.50
AN	3.32
AKV	3.50



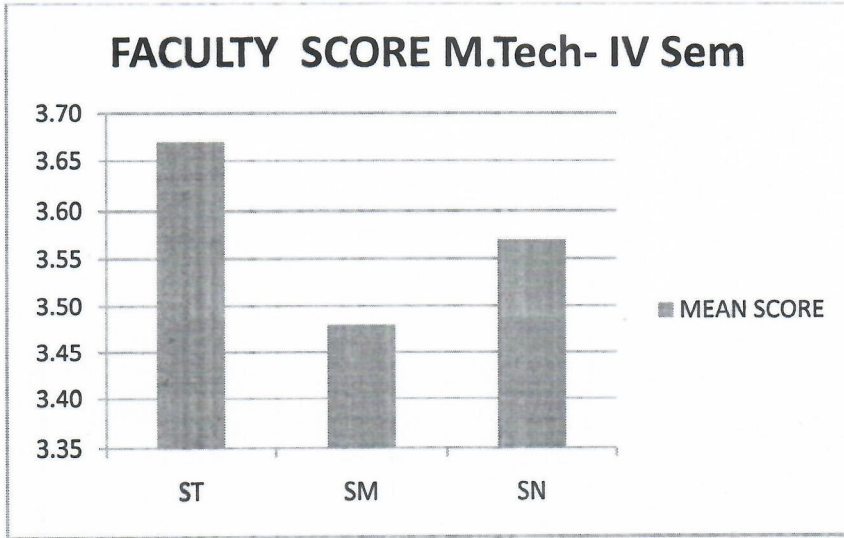
FACULTY	MEAN SCORE
ST	3.79
KT	3.75
ND	3.34
AN	3.25
AKV	3.25

Atul
 22/10/2021
 HEAD
 S.O.S. in Electronics & Photonics
 Pt. Ravishankar Shukla University
 RAIPUR (C.G.) 492 010

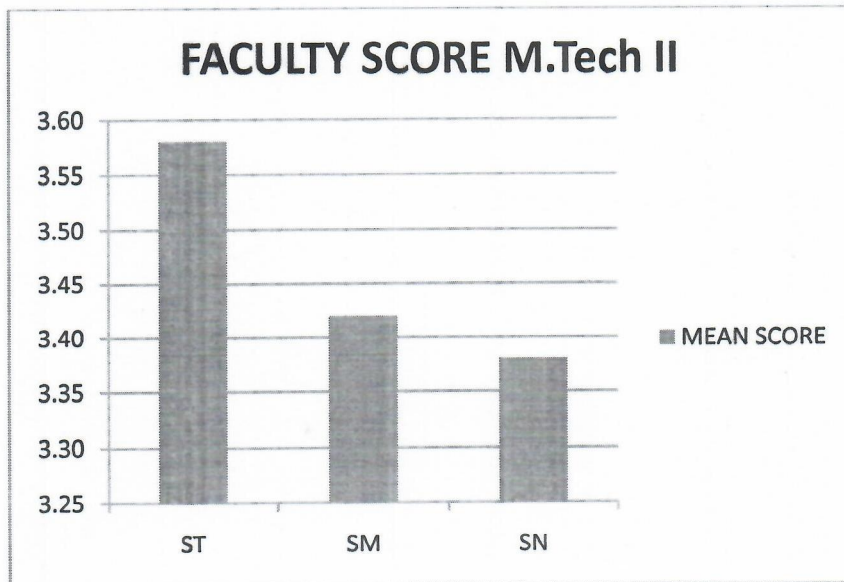
SoS in Electronics and Photonics

Pt. Ravishankar Shukla University, Raipur (C.G.)

STUDENT FEEDBACK FOR COURSE AND FACULTY(2020-2021)



FACULTY	MEAN SCORE
ST	3.67
SM	3.48
SN	3.57



FACULTY	MEAN SCORE
ST	3.58
SM	3.42
SN	3.38

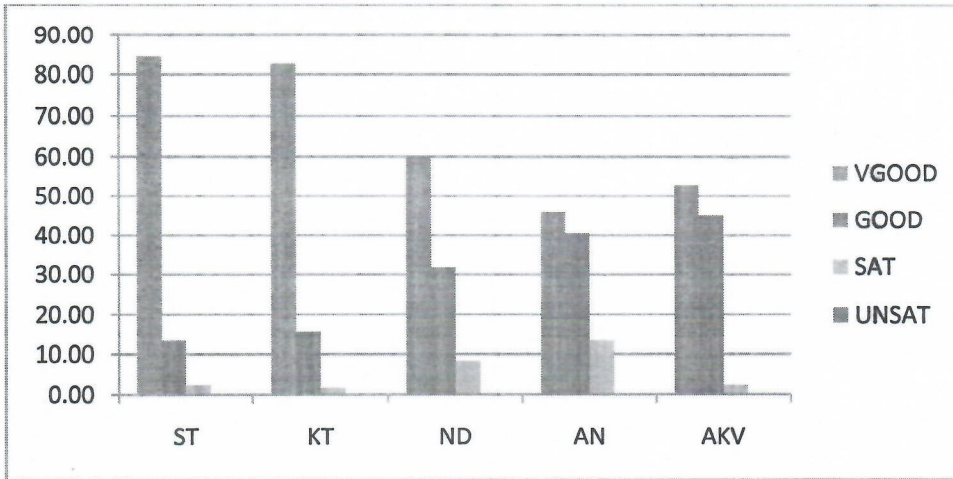
10th Oct
20/10/2021
HEAD
S.O.S. in Electronics & Photonics
Pt. Ravishankar Shukla University
RAIPUR (C.G.) 492 010

SoS in Electronics and Photonics

Pt. Ravishankar Shukla University, Raipur (C.G.)

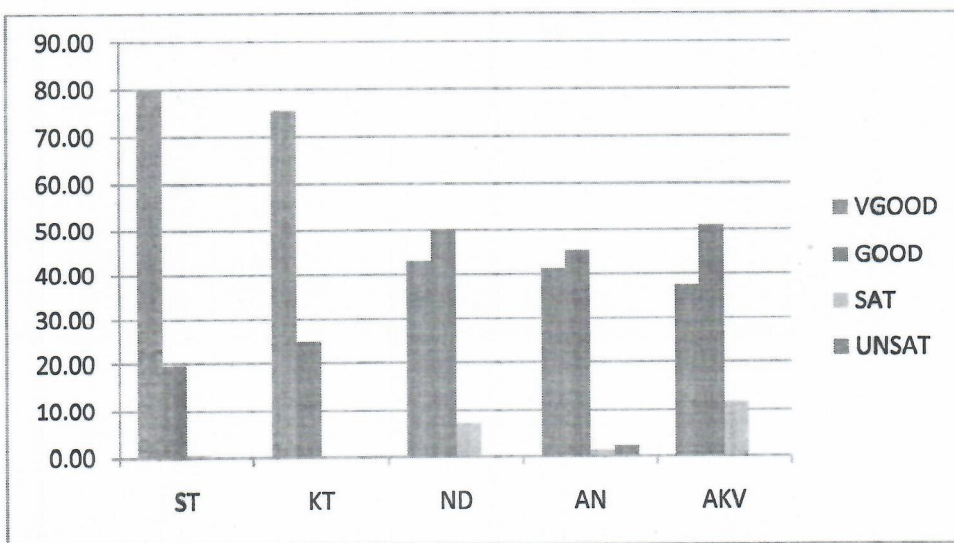
STUDENT FEEDBACK FOR COURSE AND FACULTY(2020-2021)

Percent Response to Faculty



M.Sc. IV Sem

FACULTY	VGOOD	GOOD	SAT	UNSAT
ST	84.44	13.33	2.22	0.00
KT	82.77	15.55	1.66	0.00
ND	60.00	31.66	8.33	0.00
AN	46.11	40.55	13.30	0.00
AKV	52.77	45.00	2.20	0.00



C. Chak
20/10/2021
HEAD
S.O.S. in Electronics & Photonics
Pt. Ravishankar Shukla University
RAIPUR (C.G.) 492 010

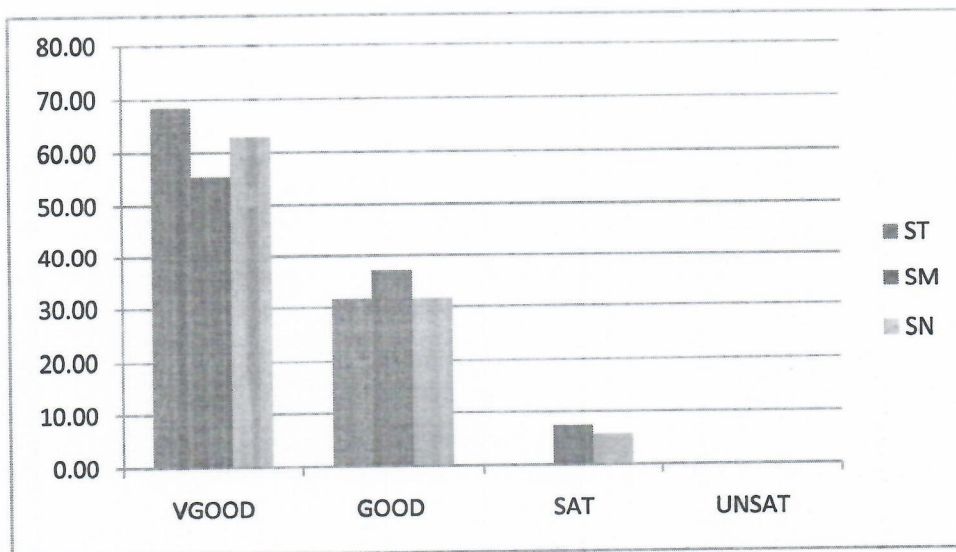
SoS in Electronics and Photonics

Pt. Ravishankar Shukla University, Raipur (C.G.)

STUDENT FEEDBACK FOR COURSE AND FACULTY(2020-2021)

M.Sc. II Sem

FACULTY	VGOOD	GOOD	SAT	UNSAT
ST	80.09	19.44	0.46	0.00
KT	75.46	24.53	0.00	0.00
ND	43.05	50.00	6.94	0.00
AN	41.20	45.37	1.11	2.31
AKV	37.50	50.92	11.57	0.00



M.Tech IV Sem

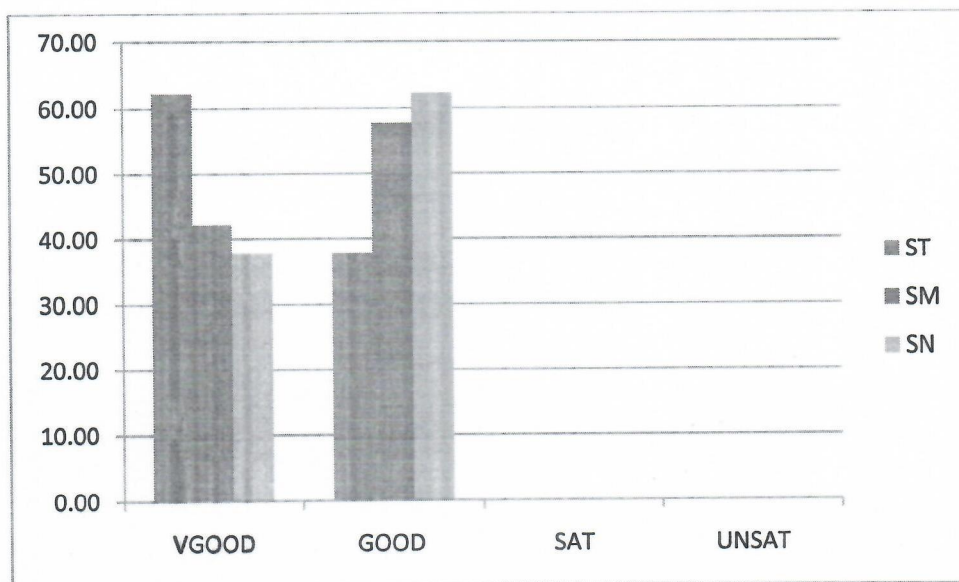
FACULTY	VGOOD	GOOD	SAT	UNSAT
ST	68.51	31.48	0.00	0.00
SM	55.55	37.03	7.40	0.00
SN	62.96	31.48	5.55	0.00

Gthah
 20/10/2021
 HEAD
 S.O.S. in Electronics & Photonics
 Pt. Ravishankar Shukla University
 RAIPUR (C.G.) 492 010

SoS in Electronics and Photonics

Pt. Ravishankar Shukla University, Raipur (C.G.)

STUDENT FEEDBACK FOR COURSE AND FACULTY(2020-2021)



M.Tech II Sem

FACULTY	VGOOD	GOOD	SAT	UNSAT
ST	62.20	37.77	0.00	0.00
SM	42.20	57.77	0.00	0.00
SN	37.77	62.22	0.00	0.00

Name of Faculty	Code
Dr. Kavita Thakur	KT
Dr. Sanjay Tiwari	ST
Dr. Anil Kumar Verma	AKV
Ms. Neha Dewangan	ND
MS. Ankita	AN
Ms. Sweta Minj	SM
Mr. Samved Naik	SN

Wibha
20/10/2021
HEAD
S.O.S. in Electronics & Photonics
Pt. Ravishankar Shukla University
RAIPUR (C.G.) 492 010

School of Studies in Electronics & Photonics Pt. Ravishankar Shukla University, Raipur (C.G.)

ACTION TAKEN REPORT ON FEEDBACK FROM STUDENTS OF M.SC. & M. TECH. (SESSION 2020-21)

Feedback form in prescribed format had been collected from students of M.Sc. & M.Tech. (Session 2020-21). Free and frank opinion of students on classroom teaching of individual teachers, the course content, laboratory experiments & overall atmosphere of the department, written in feedback form, were made open to all teacher form, were made open to all teachers and examined critically.

Staff members discussed the implications of the students' feedback and to strategize how to make students experience more pleasant and seamless. Student feedback has provided staff and faculty with meaningful information that initiates fruitful and insightful conversations and results in significant actions to change programs, pedagogical approaches, and so forth. The actions that were taken as a result of feedback from this survey are summarized below.

- The general comment, received from majority of students regarding the classroom teaching skill of the entries department is good. There was query on use of modern teaching skills.

Action Taken

In spite of good performance all the teachers have been advised it enhances their mode of teaching to the best capabilities. All the teachers are computer literate and use technology for class room teaching.

- Enhancement of internet facilities

Internet facility is accessible to student in computer laboratory which students use in their practical and other works. Student and other staff were training to use computers, internet sent e-mails etc through ASC of University. A part from this they did T.B.T. practical through which they learned to use power point, excel, word document etc.

- The students also made comments on the content of syllabi. Majority of students are satisfied with the syllabi, some felt that the course content is little lengthy.

Action Taken

The meeting of board of studies (BOS) in electronics is held every year and syllabi of all the theory paper are reviewed and the course content is revised. Charged if Necessary.

- Student gave feed back on networking internet facility of computer lab. According to them, it should be strengthened.

Action Taken

Internet facility of computer lab has been improved.

Majority Students Commented on lack of appropriate number of teaching faculty in the department. They felt that the posts should be filled as early as possible.

Action Taken

As per UGC Regulation 2018 all the vacant teaching position are in the process of advertisement by the University and to be filled very soon.

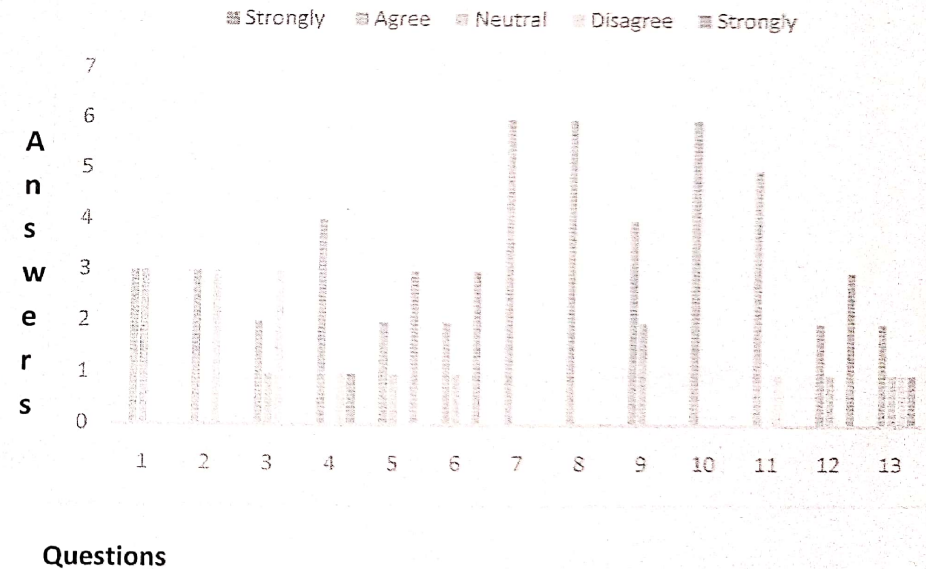
(Signature)
22/10/2021
HEAD
S.O.S. in Electronics & Photonics
Pt. Ravishankar Shukla University
RAIPUR (C.G.) 492 010

SOS In Electronics & Photonics, Pt. Ravishankar Shukla, Raipur

Supporting Staff Feedback (Non-Teaching) 2020-2021

Supporting Staff Feedback 2020-2021							
S.N.	Question	Strongly Agree	Agree	Neutral	Disagree	Strongly Disagree	Total
1	1	0	3	3	0	0	6
2	2	0	3	0	3	0	6
3	3	0	2	1	3	0	6
4	4	0	4	0	1	1	6
5	5	0	2	1	0	3	6
6	6	0	2	1	0	3	6
7	7	0	6	0	0	0	6
8	8	0	6	0	0	0	6
9	9	0	4	2	0	0	6
10	10	0	6	0	0	0	6
11	11	0	5	0	1	0	6
12	12	0	2	1	0	3	6
13	13	0	2	1	1	1	6
Total		0	45	12	10	11	78
Percent %		0	57.69	15.38	12.82	14.10	100

SUPPORTING STAFF FEEDBACK (NON-TEACHING) 2020-2021



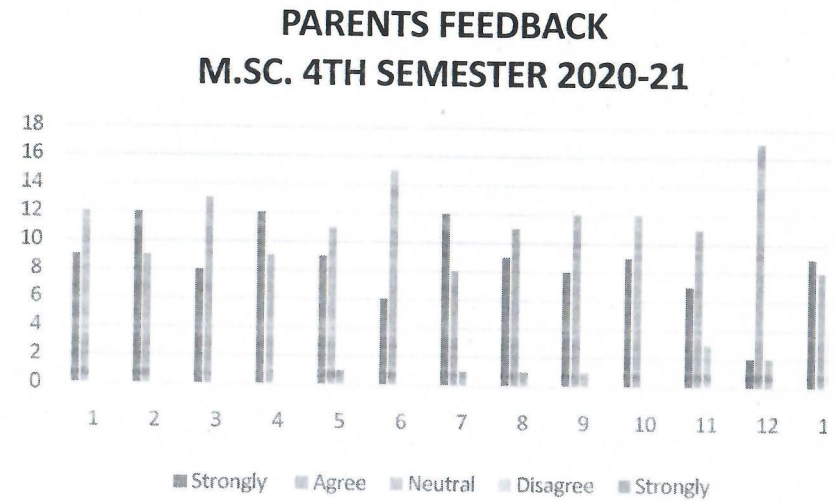
*(Alhah
15/09/2021)*

HEAD
S.O.S. in Electronics & Photonics
Pt. Ravishankar Shukla University
RAIPUR (C.G.) 492 010

**SOS in Electronics & Photonics,
Pt. Ravishankar Shukla, Raipur
Parent feedback
M.Sc. 4th semester 2020-21**

Parents feedback M.Sc. 4 th semester 2020-2021							
S.N.	Question	Strongly Agree	Agree	Neutral	Disagree	Strongly Disagree	Total
1	1	9	12	0	0	0	21
2	2	12	9	0	0	0	21
3	3	8	13	0	0	0	21
4	4	12	9	0	0	0	21
5	5	9	11	1	0	0	21
6	6	6	15	0	0	0	21
7	7	12	8	1	0	0	21
8	8	9	11	1	0	0	21
9	9	8	12	1	0	0	21
10	10	9	12	0	0	0	21
11	11	7	11	3	0	0	21
12	12	2	17	2	0	0	21
13	13	9	8	4	0	0	21
Total		112	148	13	0	0	273
Percent %		41.02	54.21	4.79	0	0	100

Answers

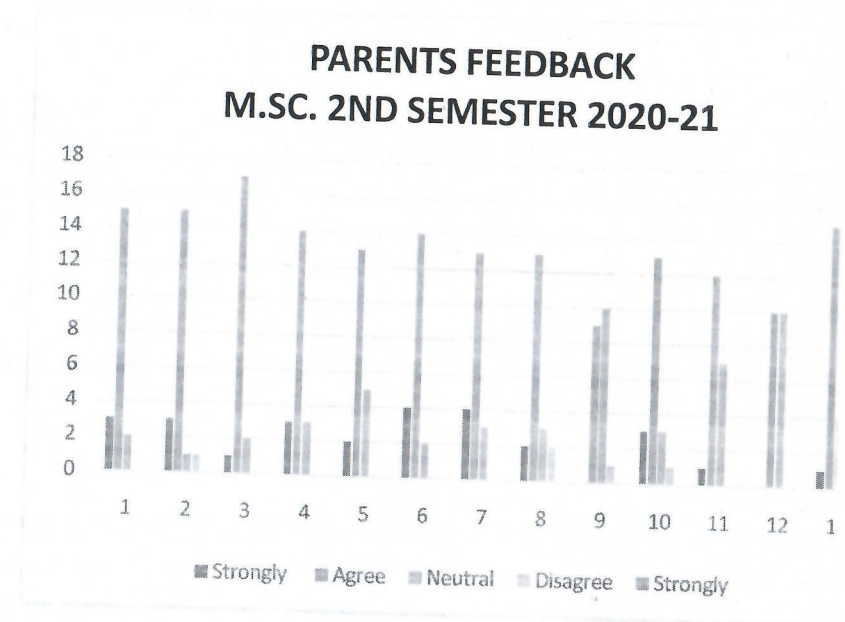


Questions

Othob
HEAD
S.O.S. in Electronics & Photonics
Pt. Ravishankar Shukla University
RAIPUR (C.G.) 492 010

**SOS in Electronics & Photonics,
Pt. Ravishankar Shukla, Raipur
Parent feedback
M.Sc. 2nd semester 2020-21**

Parent feedback M.Sc. 2 nd semester 2020-2021							
S.N.	Question	Strongly Agree	Agree	Neutral	Disagree	Strongly Disagree	Total
1	1	3	15	2	0	0	20
2	2	3	15	1	1	0	20
3	3	1	17	2	0	0	20
4	4	3	14	3	0	0	20
5	5	2	13	5	0	0	20
6	6	4	14	2	0	0	20
7	7	4	13	3	0	0	20
8	8	2	13	3	2	0	20
9	9	0	9	10	1	0	20
10	10	3	13	3	1	0	20
11	11	1	12	7	0	0	20
12	12	0	10	10	0	0	20
13	13	1	15	4	0	0	20
Total		27	173	55	5	0	400
Percent %		6.75	43.26	13.75	1.25	0	



Questions

Lothar
HEAD
S.O.S. in Electronics & Photonics
Pt. Ravishankar Shukla University
RAIPUR (C.G.) 492 010

**SOS in Electronics & Photonics,
Pt. Ravishankar Shukla, Raipur
Parent feedback
M.Sc. 2020-21**

ACTION TAKEN REPORT ON FEEDBACK FROM PARENTS

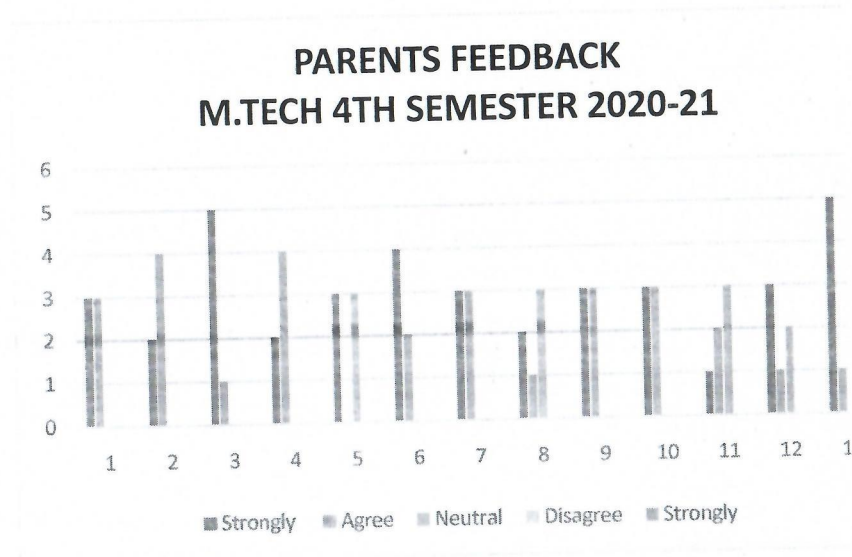
- Most of the parents agreed with exiting Lab facilities, Course content and other curriculum activities. Each year laboratory Equipments are being purchased/upgraded as per requirement. Chemicals are procured for project work.
- Faculty requirement & Campus selection were major issues from parents. They were ensured that recruitment of all vacant teaching positions is in the process. Teaching & Placement cell of the university will take care of placement.
- Most of the parents were interested in participation of their wards in communication skill programs organized by university/ department and they were ensured for organization of the same.

Colthala
HEAD
S.O.S. in Electronics & Photonics
Pt. Ravishankar Shukla University
RAIPUR (C.G.) 492 010

**SOS in Electronics & Photonics,
Pt. Ravishankar Shukla, Raipur
Parent feedback
M.Tech 4th semester 2020-21**

Parents feedback M.Tech 4 th semester 2020-2021							
S.N.	Question	Strongly Agree	Agree	Neutral	Disagree	Strongly Disagree	Total
1	1	3	3	0	0	0	6
2	2	2	4	0	0	0	6
3	3	5	1	0	0	0	6
4	4	2	4	0	0	0	6
5	5	3	0	3	0	0	6
6	6	4	2	0	0	0	6
7	7	3	3	0	0	0	6
8	8	2	1	3	0	0	6
9	9	3	3	0	0	0	6
10	10	3	3	0	0	0	6
11	11	1	2	3	0	0	6
12	12	3	1	2	0	0	6
13	13	5	1	0	0	0	6
Total		39	28	11	0	0	78
Percent %		50	35.89	14.10	0	0	

Answers



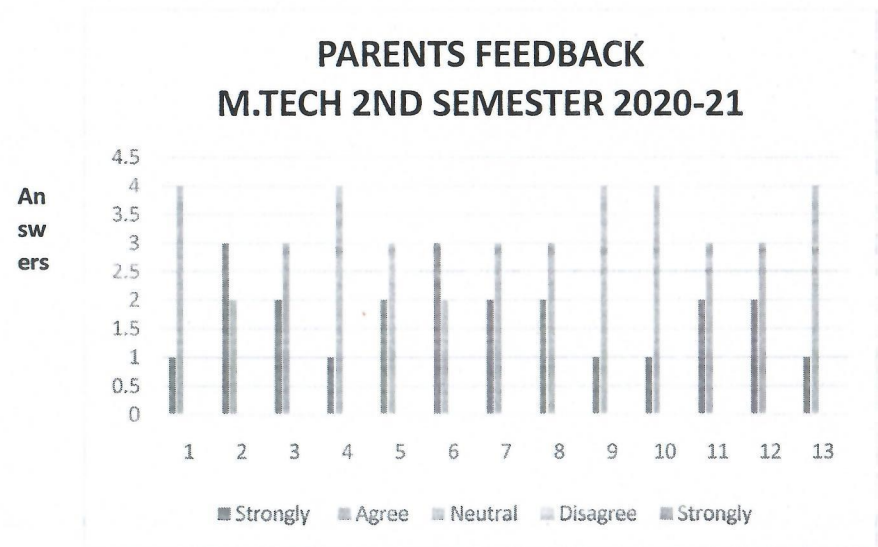
Questions

10th/11th
23/10/2021

HEAD
S.O.S. in Electronics & Photonics
Pt. Ravishankar Shukla University
RAIPUR (C.G.) 492 010

**SOS in Electronics & Photonics,
Pt. Ravishankar Shukla, Raipur
Parent feedback
M.Tech 2nd semester 2020-21**

Parent feedback M.Tech 2 nd semester 2020-2021							
S.N.	Question	Strongly Agree	Agree	Neutral	Disagree	Strongly Disagree	Total
1	1	1	4	0	0	0	5
2	2	3	2	0	0	0	5
3	3	2	3	0	0	0	5
4	4	1	4	0	0	0	5
5	5	2	3	0	0	0	5
6	6	3	2	0	0	0	5
7	7	2	3	0	0	0	5
8	8	2	3	0	0	0	5
9	9	1	4	0	0	0	5
10	10	1	4	0	0	0	5
11	11	2	3	0	0	0	5
12	12	2	3	0	0	0	5
13	13	1	4	0	0	0	5
Total		23	42	0	0	0	65
Percent %		35.38	49.23	0	0	0	100



Questions

Chakraborty
23/10/2021
HEAD
S.O.S. in Electronics & Photonics
Pt. Ravishankar Shukla University
RAIPUR (C.G.) 492 010

**SOS in Electronics & Photonics,
Pt. Ravishankar Shukla, Raipur
Parent feedback
M.Tech 2020-21**

ACTION TAKEN REPORT ON FEEDBACK FROM PARENTS

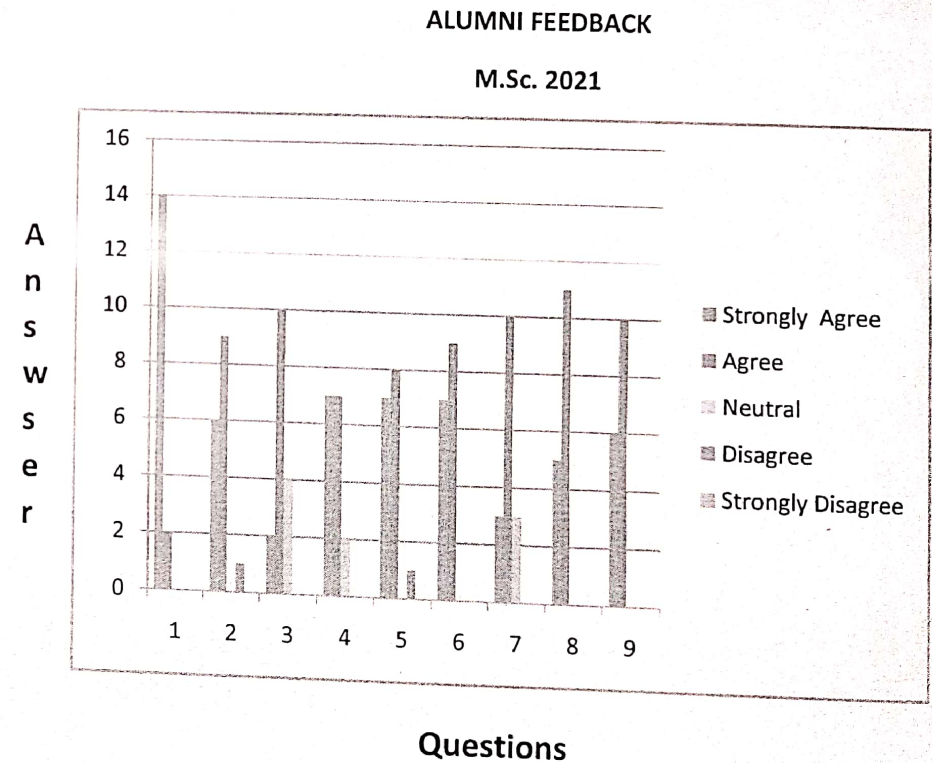
- Most of the parents agreed with exiting Lab facilities, Course content and other curriculum activities. Each year laboratory Equipments are being purchased/upgraded as per requirement. Chemicals are procured for project work.
- Faculty requirement & Campus selection were major issues from parents. They were ensured that recruitment of all vacant teaching positions is in the process. Teaching & Placement cell of the university will take care of placement.
- Most of the parents were interested in participation of their wards in communication skill programs organized by university/ department and they were ensured for organization of the same.

COA
23/10/2021
HEAD
S.O.S. in Electronics & Photonics
Pt. Ravishankar Shukla University
RAIPUR (C.G.) 492 010

**SOS In Electronics & Photonics,
Pt. Ravishankar Shukla University, Raipur**

**Alumni feedback
2021**

Alumni feedback M.Sc. 2021							
S.N.	Question	Strongly Agree	Agree	Neutral	Disagree	Strongly Disagree	Total
1	1	14	2	0	0	0	16
2	2	6	9	0	1	0	16
3	3	2	10	4	0	0	16
4	4	7	7	2	0	0	16
5	5	7	8	0	1	0	16
6	6	7	9	0	0	0	16
7	7	3	10	3	0	0	16
8	8	5	11	0	0	0	16
9	9	6	10	0	0	0	16
Total		57	76	9	2	0	144
Percent %		39.58	52.77	64.28	1.38	0	100



Othabur
15/09/2021

HEAD
S.O.S. in Electronics & Photonics
Pt. Ravishankar Shukla University
RAIPUR (C.G.) 492 010

Action Taken Report

Alumni Feedback

M.Sc. 2021

ACTION TAKEN REPORT ON FEEDBACK ALUMNI

- Alumni Association of the Department must be associated with social media for delegation of CSR.
- Furnishing of seminar hall with audio visual equipments was major demand from Alumni Association. Attempt was made to full fill this demand.
- There should be regular Alumni meet every year.
- Attempt should be made to make Alumni Association of Electronics Department structured one.
- All alumnae were requested to join the Alumni Association of Pt. Ravishankar Shukla University so that they can participate in the activities organize by the University.
- Continues interaction/meeting will be taken seriously to strengthen Alumni Association.
- Career counselling for current student should important for sustainable development of the department.
- Alumnae were requested to deliver regular lecture as per their expertise to aware the current students with the cutting age technologies.

*(ethabuv
15/09/2021)*
HEAD
S.O.S. in Electronics & Photonics
Pt. Ravishankar Shukla University
RAIPUR (C.G.) 492 010




SCHOOL OF STUDIES IN ENVIRONMENTAL SCIENCE
Pt. Ravishankar Shukla University, Raipur

STUDENT FEEDBACK (2020-2021)

Abbreviation used

NAME OF FACULTY		
1.	Prof. M. K. Deb (HOD)	A
3.	Mr. Sagar Kumar Rajak	B
4.	Ms. Annu Agrawal	C
5.	Mr. Satendra Induria	D
6.	Mr. Subham Dewangan	E
7.	Ms. Nidhi Yadav	F
8.	Mr. Sudhir Bhoi	G

SCORING			
4	3	2	1
A	B	C	D
Very Good	Good	Satisfactory	Unsatisfactory


Head
S.O.S. in Environmental Science
Pt. Ravishankar Shukla University,
Raipur (C.G.) 492 010



SCHOOL OF STUDIES IN ENVIRONMENTAL SCIENCE
Pt. Ravishankar Shukla University, Raipur

PERCENT RESPONSE TO FACULTY (2020-2021)

MSc. I, II Semester


FACULTY	V.GOOD	GOOD	SAT	UNSAT
A	40.02	46.68	13.30	00
B	13.33	66.67	20.00	00
C	26.60	53.38	20.02	00
D	33.30	61.14	5.56	00
E	22.20	55.58	22.22	00
F	27.75	50.03	22.22	00
G	22.12	55.68	22.20	00

MSc. III, IV Semester

FACULTY	V.GOOD	GOOD	SAT	UNSAT
A	38.84	55.61	5.56	00
B	33.33	55.58	11.09	00
C	22.24	55.56	22.20	00
D	26.70	53.30	20.00	00
E	13.33	66.61	20.06	00
F	26.50	53.68	22.22	00
G	33.15	61.29	5.56	00

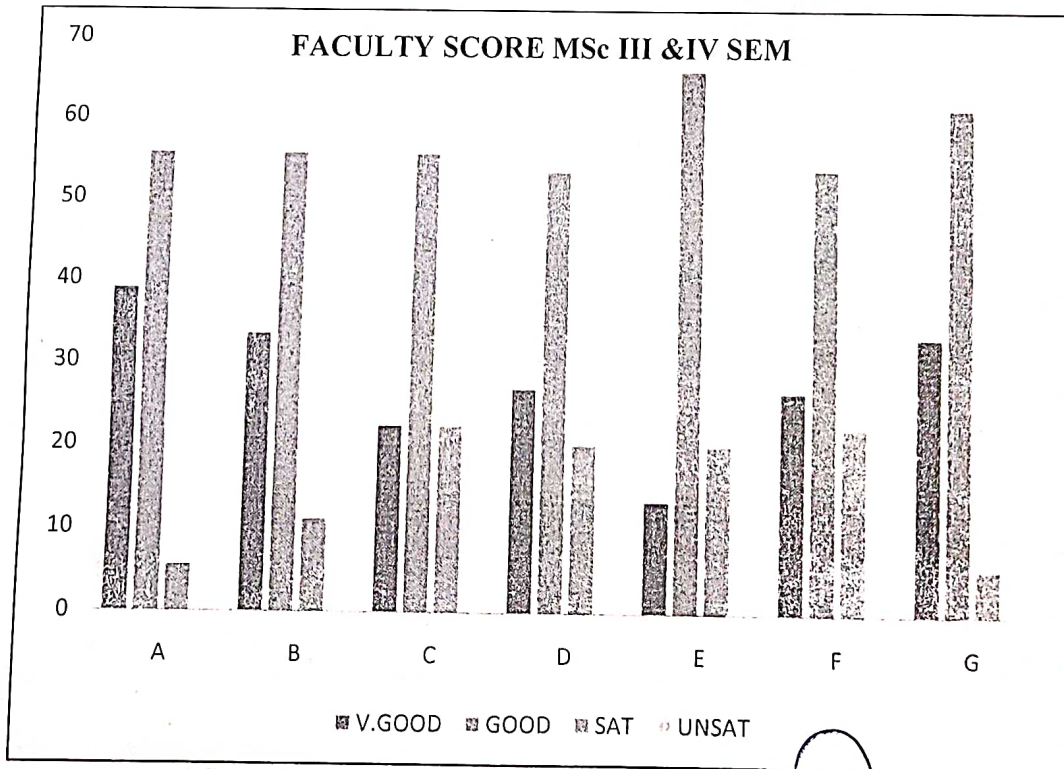
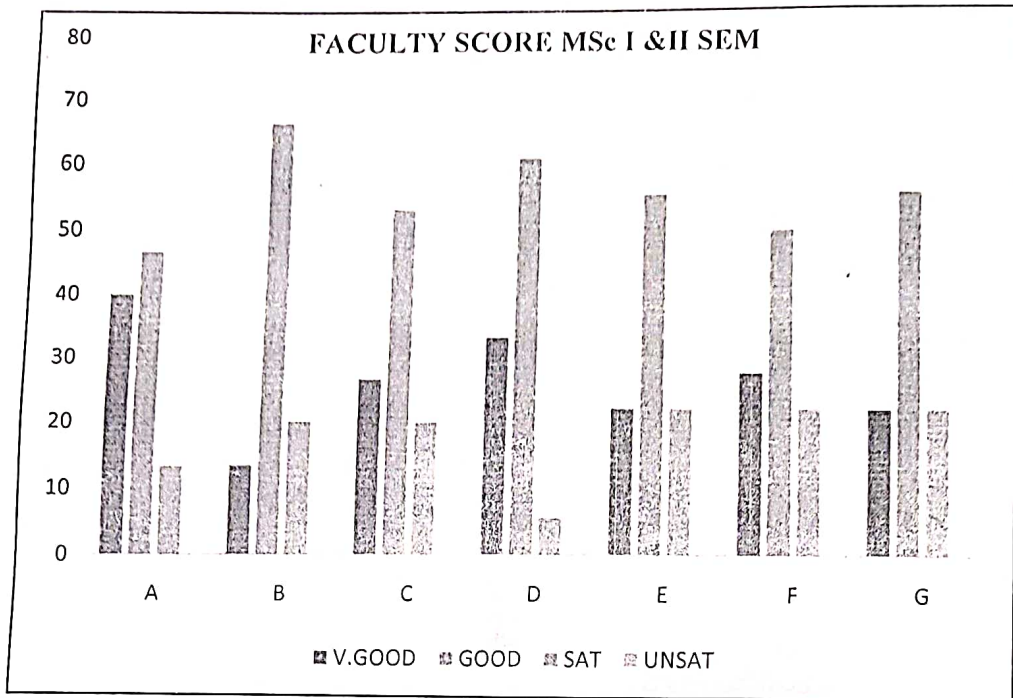
ACTION TAKEN REPORT

The overall score given by students was circulated among the faculty members with the request for improvement in teaching.


Head
S.O.S. in Environmental Science
Pt. Ravishankar Shukla University
Raipur (C.G.) 492 010



2020-2021



[Signature]
18/2/2021
Head
S.O.S. in Environmental Science
Pt. Ravishankar Shukla University
Raipur (C.G.) 492 010

**School of Studies in Geology and Water Resources Management
Pt. Ravishankar Shukla University, Raipur 492 010**

Student Feedback 2020-21

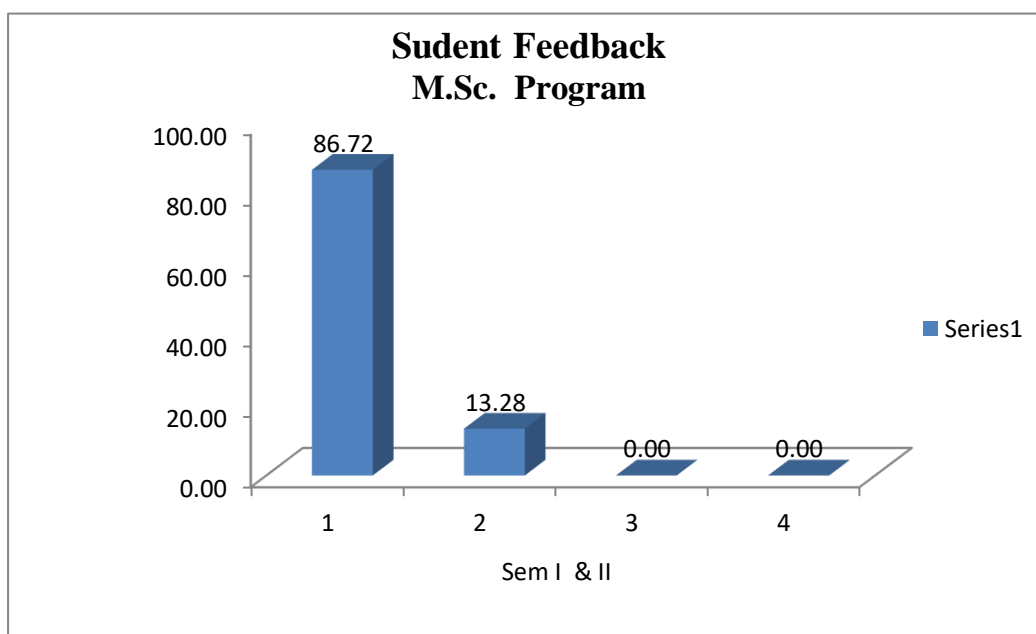
NAMES OF FACULTY

NAMES OF FACULTY	Abbreviations used
Dr. N. Bodhankar	A
Dr. K.R. Hari	B
Jyot Chandrawanshi	C
Rashmi Gupta	D
Akash Singh	E

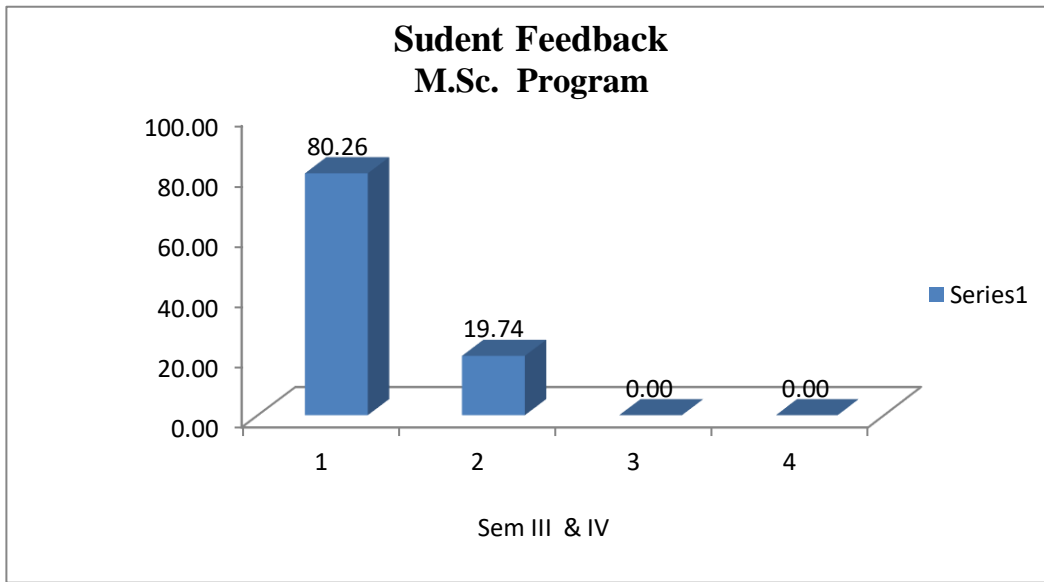
No. of students participating – M.Sc. Geology (34)

SCORING			
4	3	2	1
A	B	C	D
VERY GOOD	GOOD	SATISFACTORY	UNSATISFACTORY

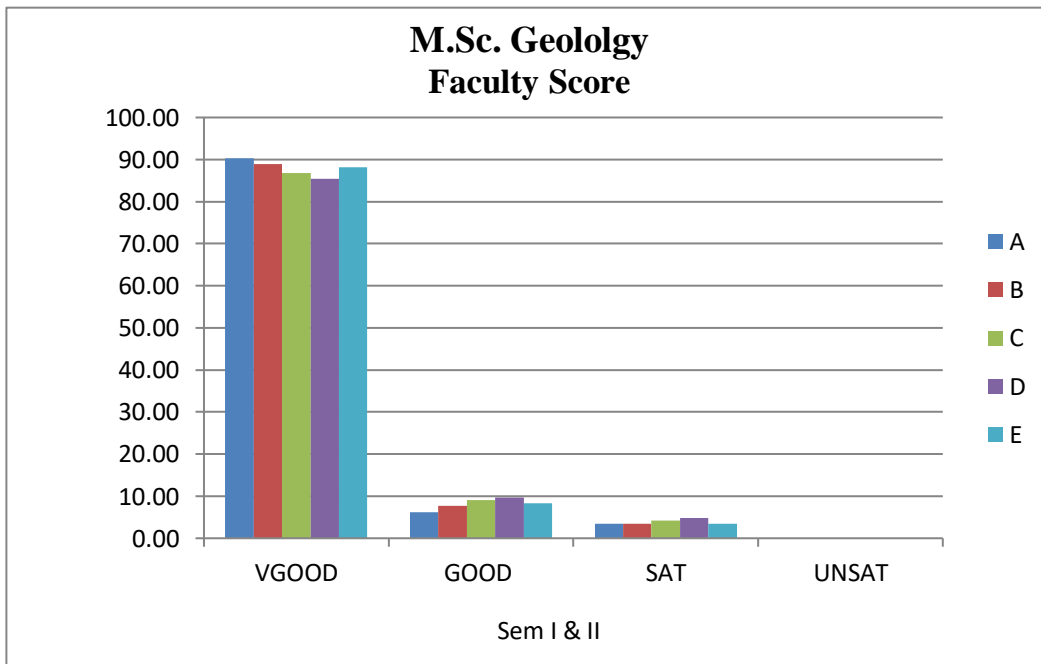
STUDENT FEEDBACK



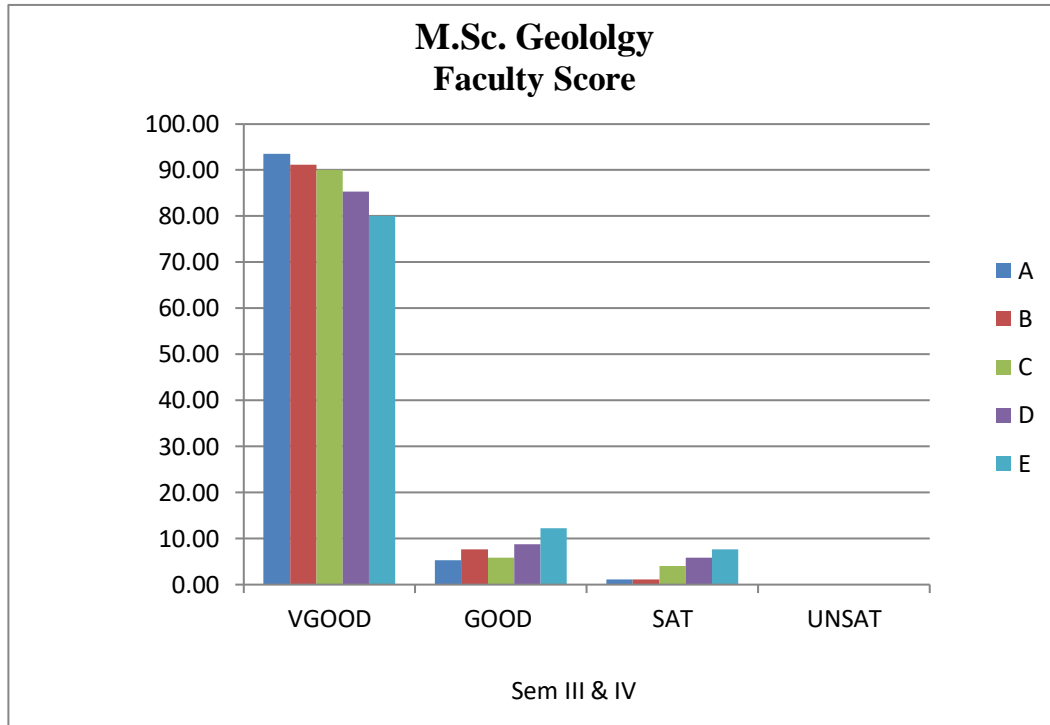
STUDENT FEEDBACK



SCORE OF A, B, C, D & E FACULTIES FOR M.Sc. Geology



SCORE OF A, B, C, D & E FACULTIES FOR M.Sc. Geology



Head

155 responses

Law

Publish analytics

The Course/Program you belong

155 responses

LLM

B.A.LL.B

BALLB

Ballb

BA LLB

LLM

BALLB

B.A.LLB


B.A.LL.B

8/23/2021

Feedback Inventory for Students 2019-2020

Overall rating

87 responses



- Very good
- Good
- Satisfactory
- Unsatisfactory

This content is neither created nor endorsed by Google. [Report Abuse](#) - [Terms of Service](#) - [Privacy](#)

Google Forms

https://docs.google.com/forms/d/1w6Q5GjdvoJ9kdC5GPIYfa8-EuEb8oTfdhzGtuN7_Mv4/viewanalytics

Semester/ Year

155 responses

2nd semester

2

2nd

2nd semester

8

10

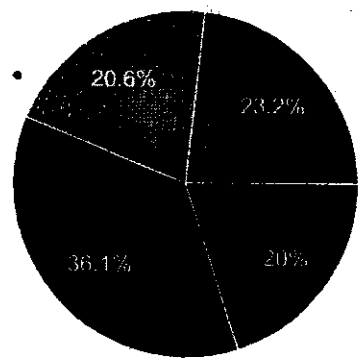
2nd sem

2 semester

8th semester

Extent of coverage of course

155 responses




- Very good
- Good
- Satisfactory
- Unsatisfactory

155 responses

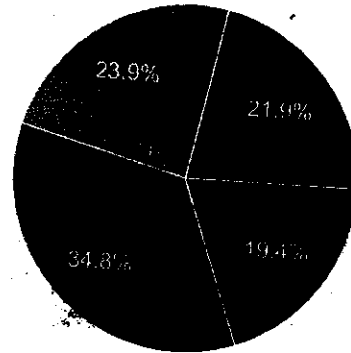
- Very good
- Good
- Satisfactory
- Unsatisfactory

Learning value (in terms of skills and broadening horizons)

155 responses




155 responses



- Very good
- Good
- Satisfactory
- Unsatisfactory

Relevance of additional source material (library)

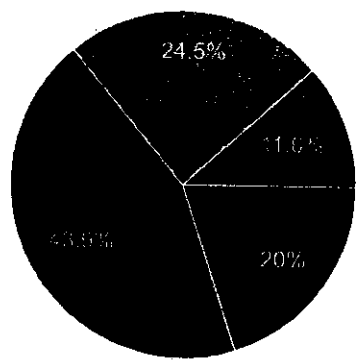
155 responses



- Very good
- Good
- Satisfactory
- Unsatisfactory

8/2


155 responses



- Very good
- Good
- Satisfactory
- Unsatisfactory


Knowledge base of the teacher (as perceived by you)

155 responses




- Very good
- Good
- Satisfactory
- Unsatisfactory

155 responses




Sincerity / Commitment of the teacher

155 responses



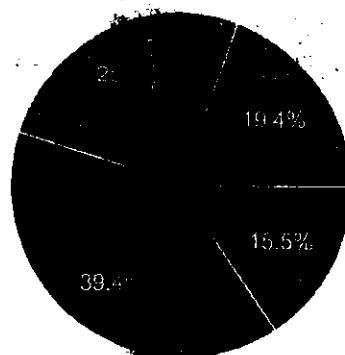
155 responses



- Very good
- Good
- Satisfactory
- Unsatisfactory

Ability to integrate content with other courses

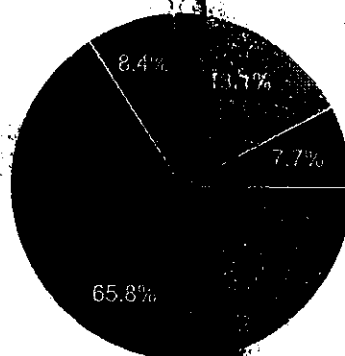
155 responses



- Very good
- Good
- Satisfactory
- Unsatisfactory

Was the teacher

155 responses




- Courteous
- Rude
- Indifferent
- Strict

https://docs.google.com/forms/d/1w6Q5GjdvoJ9kdC5GFIYfa8-EuEb8oTfdhzGtuN7_Mv4/viewanalytics

http

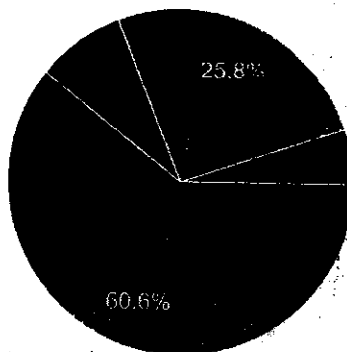
155 responses



- Very good
- Good
- Satisfactory
- Unsatisfactory

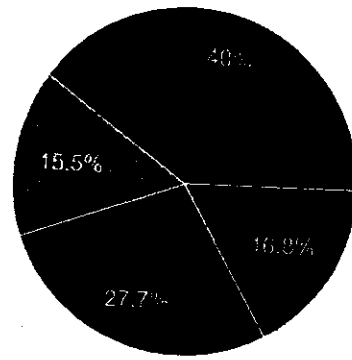
How helpful was the teacher in advising

155 responses



- Helpful
- Unhelpful
- Sometimes helpful
- Sometimes unhelpful

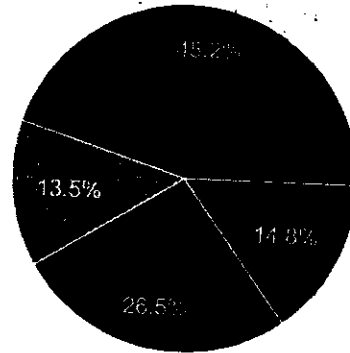
155 responses



- Yes, frequently
- Yes, sometimes
- Yes, rarely
- No

Did you visit, courts, tribunals other institutions located outside the university

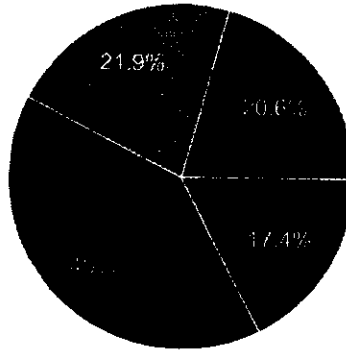
155 responses



- Yes, frequently
- Yes, sometimes
- Yes, rarely
- No

https://docs.google.com/forms/d/1w6Q5GjdvoJ9kdC5GPIYfa8-EuEb8oTfdhzGtuN7_Mv4/viewanalytics

155 responses



- Very good
- Good
- Satisfactory
- Unsatisfactory

This content is neither created nor endorsed by Google. [Report Abuse](#) - [Terms of Service](#) - [Privacy Policy](#)

Google Forms

https://www.google.com/forms/d/e/1FAIpQLSjv0J9kdC5GPiYfa8-EuEb8oTfdhzGtuN7_Mv4/viewanalytics

शिक्षकों के लिए विद्यार्थियों द्वारा दी जाने वाली प्रतिक्रिया (फीडबैक)

पं. रविशंकर शुक्ल विश्वविद्यालय, रायपुर

2020-2021

कुल छात्र संख्या(फीडबैक) = 43

शिक्षक का नाम	1	2	3	4	5	6	7	8	9	10	कुल
	शिक्षक का ज्ञान आधार (जैसा आपने देखा)	संवार कौशल (उच्चारण एवं बोधगम्यता के संदर्भ में)	शिक्षक की लगनशीलता प्रतिबद्धता	शिक्षक द्वारा छात्रों में अध्ययन के प्रति रुचि उत्पन्न करना।	विषयवस्तु को वातावरण एवं समाज के साथ जोड़ने की योग्यता	विषयवस्तु को अन्य पाठ्यक्रम से समन्वित करने की योग्यता।	कक्षा में तथा कक्षा के बाहर शिक्षक छात्रों की पहुँच (जिसके अंतर्गत शिक्षक छात्रों से बाहर अतिरिक्त अध्ययन तथा विचार विमर्श के लिए प्रेरित करने के लिए उपलब्ध रहता है।)	छात्र को (विषयवस्तु को समझ कितनी है) का मूल्यांकन करने की दृष्टि से शिक्षक प्रश्नमंच/परीक्षण/कार्यावहन/परिक्षा प्रोजेक्ट इत्यादि का आयोजन करता है।	विद्यार्थियों को प्रतिक्रिया देने के लिए या उनका प्रगति बताने हेतु शिक्षक के पास समय की उपलब्धता	कुल मुलाजुला कर मूल्यांकन	
प्रोफे. माया वर्मा	4.13	3.72	3.69	3.76	3.68	3.53	3.45	3.63	3.62	3.62	3.68
डॉ. संतुराम कश्यप	3.61	3.63	3.38	3.53	3.45	3.51	3.31	3.41	3.46	3.47	3.47
डॉ. हरीश कुमार साहू	3.90	3.83	3.62	3.67	3.58	3.58	3.47	3.62	3.62	3.60	3.64
	3.88	3.72	3.56	3.65	3.57	3.54	3.41	3.55	3.56		

4.00 – 3.00 = बहुत अच्छा, 3.00 – 2.00 = अच्छा, 2.00 – 1.50 = संतोषप्रद


 805 IN LIBRARY
 INFORMATION SCIENCE
 P.Y. RAVISHANKAR SHUKLA
 UNIVERSITY, RAIPUR (C.O.)

सत्र 2020-2021 में शिक्षकों के लिए दूर-दस्तावेजों द्वारा दी जाने वाली प्रशिक्षण (सीडब्लू) निम्नानुसार उल्लेखित हैं - जिसमें गो. मायावती का शिक्षकीय ज्ञान माध्या, लगनशीलता, कर्मों में दृष्टपत्र रूचि पैदा करने सिद्धान्तों को पपप्रि जगप देने इत्यादि को अच्छा बताया गया है।

डॉ. एम. भा. उद्यम का जे.आ.कौशल, ज्ञान माध्या एवं विद्यार्थियों को अच्छी प्रशिक्षण देने को अच्छा बताया है। री.आ. डॉ. हीरा उमा.आ. का शिक्षकीय ज्ञान माध्या, जे.आ.कौशल, विषय-बस्तु की समझ एवं विद्यार्थियों की प्रशिक्षण देने केबंदी को अच्छा बताया है।

इस प्रकार सभी शिक्षकों के सुलभांतर के लिये हेतु शिक्षकों द्वारा शिक्षकीय ज्ञान माध्या व दूर-दस्तावेजों को पपप्रि जगप देने एवं विषय-बस्तु डॉ. जे.आ.कौशल को अच्छा बताया है।

Menna

Menna

READ

608 IN LIBRARY &

INFORMATION SCIENCE

PT. RAVISHANKAR SHUKLA

UNIVERSITY, RAIPUR (C. G.)

पाठ्यक्रम के लिए विद्यार्थियों द्वारा दी जाने वाली प्रतिक्रिया (फीडबैक)

पं. रविशंकर शुक्ल विश्वविद्यालय, रायपुर

Course/Program- B.Lib.I.Sc/M.Lib.I.Sc./M.Phil/Ph.D

2020-2021

कुल छात्र संख्या(फीडबैक) = 43

	1	2	3	4	5	6	7	8
PARAMETERS	पाठ्यक्रम विषयवस्तु की गहनता	पाठ्यक्रम कितना पूरा हुआ	वास्तविक जीवन परिस्थिति में पाठ्यक्रम कितना उपयोगी है।	अधिगम मूल्य (ज्ञान/समय/हस्त/कोशल/विशेषण योग्यता इत्यादि)	पाठ्यनीय सामग्री की स्पष्टता एवं प्रासंगिकता	अतिरिक्त स्रोत सामग्री की प्रासंगिकता(पुस्तकालय)	छात्रों का वांछित प्रयास का स्तर	कुल मिला जुला कर रेटिंग
I	3.37	3.30	3.20	2.97	3.32	3.30	3.09	3.15

V Good = 4, Good = 3, Satisfactory = 2, Unsatisfactory = 1.5

READ
BOOKS IN LIBRARY &
INFORMATION SCIENCE
P. RAVISHANKAR SHUKLA
UNIVERSITY, RAIPUR (C. G.)

सत्र 2020-2021 में पाठ्यक्रम के लिए विद्यार्थियों को दी गई वाली जातिबिधा (फीडबैक) से स्पष्ट है कि पाठ्यक्रम की विषय-वस्तु, पठ्यक्रम सामग्री में स्पष्टता, जासंगिकता एवं तात्पर्य जीवन में इसकी उपयोगिता को छात्रों ने उल्लेखित किया है।

Meena

ACTION TAKEN REPORT

The overall score given by students to the faculty was circulated among the faculty members including adhoc/parttime members with the request for improvement in teaching.

Meena

Meena

HEAD
BOS IN LIBRARY &
INFORMATION SCIENCE
PT. RAVISHANKAR SHUKLA
UNIVERSITY, RAIPUR (C.O.)

SOS IN LIFESCIENCES

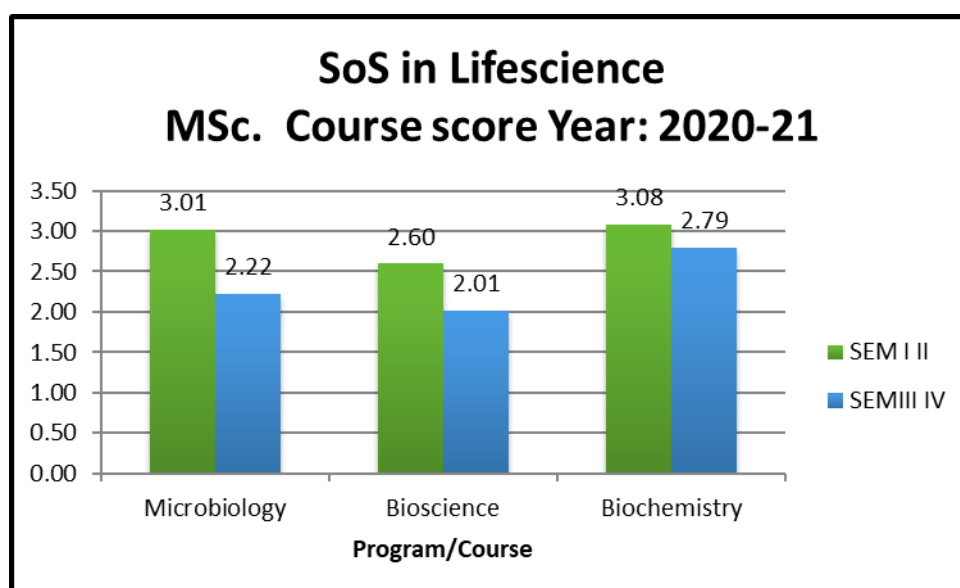
STUDENT FEEDBACK (2020-21)

Abbreviations used

NAMES OF FACULTY			
AKG	Prof. AK Gupta	AE	Dr. Amia Ekka, Assoc.Prof.
SCN	Prof. SC Naithani	LP	Mr. Labya Prabhas, AP.
SKP	Prof. SK Prasad	MKP	Dr. Manoj Kr. Patel, AP
RKP	Prof. RK Pradhan	SSD	Dr. Shivendra Singh Devhare, AP
AP	Prof. Aditi N. Poddar	PAK	Mr. Pervez Ahmed Khan
ARTI	Prof. Arti Parganiha		

SCORING			
4	3	2	1
A	B	C	D
Very good	Good	Satisfactory	Unsatisfactory


Feedback acquired through online mode in view of Covid- 19 pandemic by using Google forms



SoS in Lifesciences: Student percent response to various courses

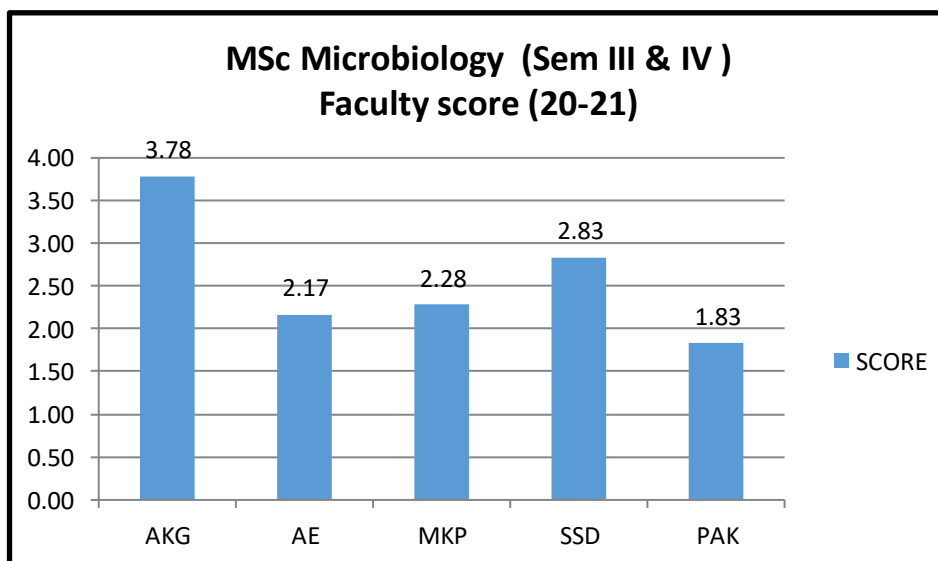
PROGRAM /COURSE	SEM.	TOTAL RESPONSES	% RESPONSE OF STUDENTS			
			Very Good	Good	Satisfactory	Unsatisfactory
Microbiology	I & II	8	50	12.5	37.5	0
	III &IV	3	0	33.3	66.7	0
Bioscience	I & II	12	9.1	72.7	0	18.2
	III &IV	8	12.5	12.5	37.5	37.5
Biochemistry	I & II	11	36.4	45.5	9.1	9.1
	III &IV	8	0	62.5	37.5	0

MSC MICROBIOLOGY



MSc. Microbiology (SemI &II) : Student percent response to faculty

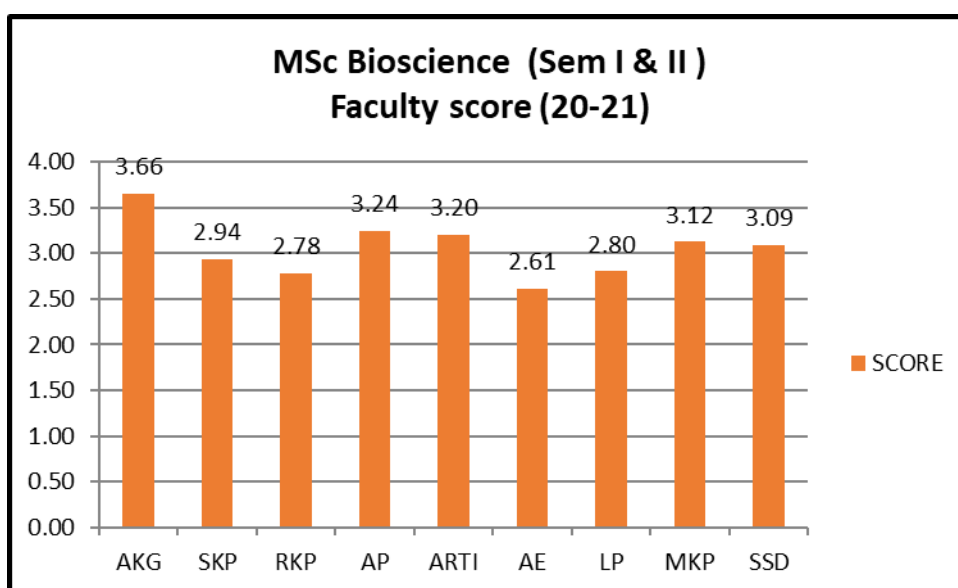
FACULTY	TOTAL RESPONSES	% RESPONSE OF STUDENTS			
		Very Good	Good	Satisfactory	Unsatisfactory
AKG	6	66.7	33.3	0	0
SKP	5	50	25	0	25
RKP	4	25	75	0	0
AP	5	80	20	0	0
ARTI	6	50	50	0	0
AE	5	0	80	0	20
LP	5	40	20	0	40
MKP	5	80	20	0	0
SSD	7	71.4	14.3	0	14.3



MSc. Microbiology (SemIII&IV) : Student percent response to faculty

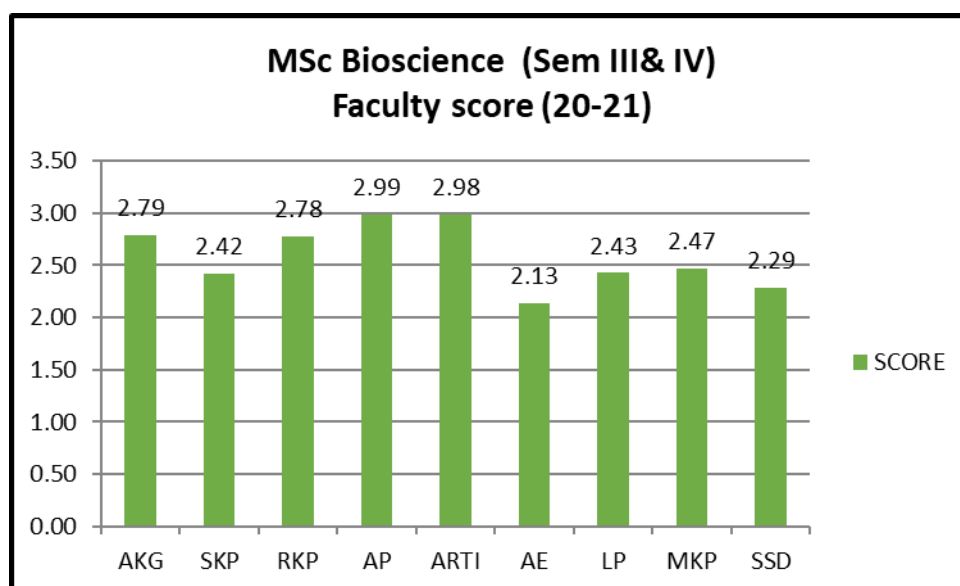
FACULTY	TOTAL RESPONSES	% RESPONSE OF STUDENTS			
		Very Good	Good	Satisfactory	Unsatisfactory
AKG	2	100			
AE	2	0	50	50	0
MKP	2	0	50	50	0
SSD	2	0	100	0	0
PAK	2	0	50	0	50

MSC BIOSCIENCES



MSc Bioscience(sem I &II): Student percent response to faculty

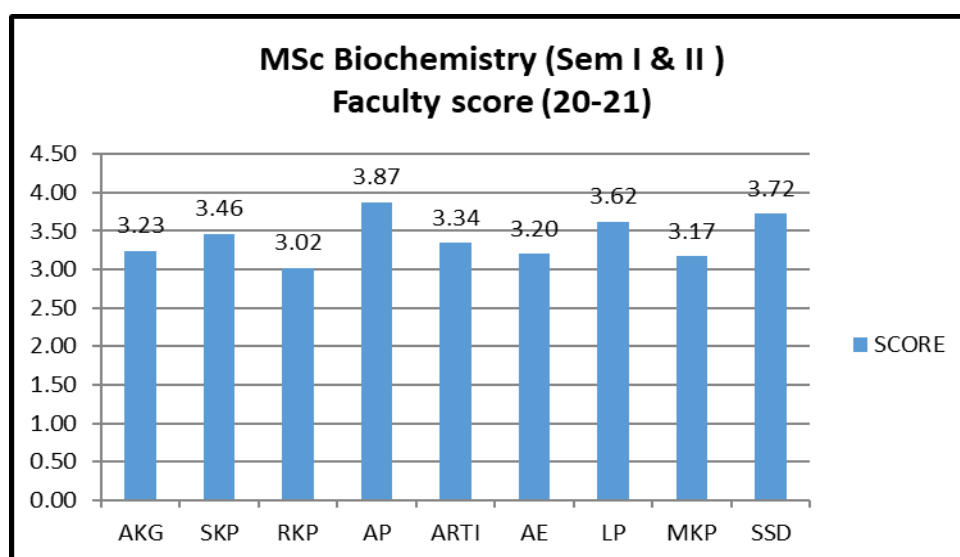
FACULTY	TOTAL RESPONSES	% RESPONSE OF STUDENTS			
		Very Good	Good	Satisfactory	Unsatisfactory
AKG	10	80	10	10	0
SKP	7	28.6	57.1	0	14.3
RKP	8	12.5	50	25	12.5
AP	11	45.5	18.2	36.4	0
ARTI	10	30	40	30	0
AE	6	16.7	50	16.7	16.7
LP	9	11.1	66.7	11.1	11.1
MKP	9	55.6	22.2	11.1	11.1
SSD	9	33.3	44.4	11.1	11.1



MSc. Bioscience (SemIII &IV) : Student percent response to faculty

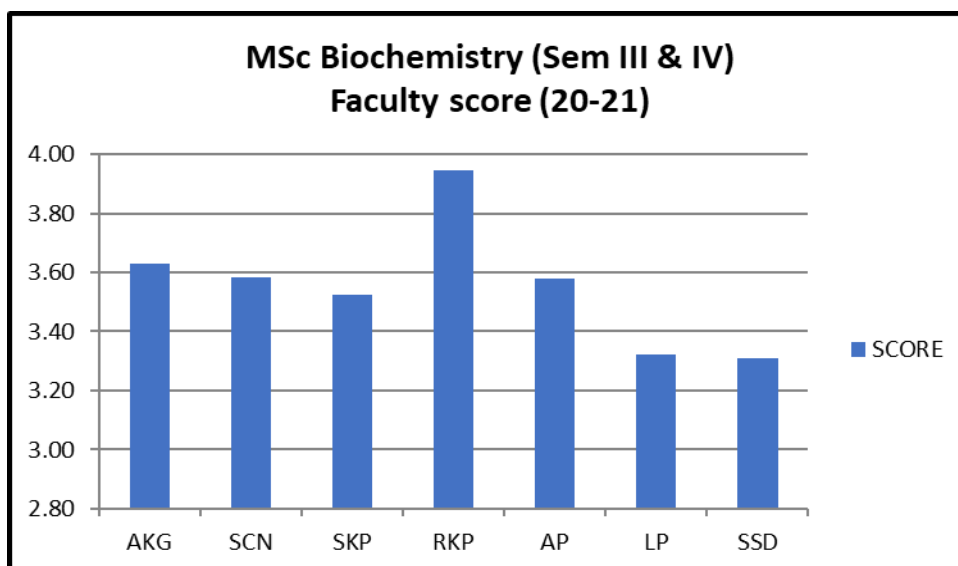
FACULTY	TOTAL RESPONSES	% RESPONSE OF STUDENTS			
		V GOOD	GOOD	SAT	UNSAT
AKG	11	18.2	27.3	54.5	0
SKP	8	12.5	12.5	62.5	12.5
RKP	6	16.7	33.3	50	0
AP	10	20	40	40	0
ARTI	6	16.7	50	33.3	0
AE	5	0	20	60	20
LP	6	0	33.3	66.7	0
MKP	8	0	50	50	0
SSD	7	0	28.6	57.1	14.3

MSC BIOCHEMISTRY



MSc Biochemistry (sem I &II): Student percent response to faculty

FACULTY	TOTAL RESPONSES	% RESPONSE OF STUDENTS			
		Very Good	Good	Satisfactory	Unsatisfactory
AKG	9	44.4	33.3	22.2	0
SKP	6	66.7	33.3	0	0
RKP	10	30	40	30	0
AP	7	85.7	14.3	0	0
ARTI	12	66.7	8.3	25	0
AE	5	40	20	40	0
LP	7	71.4	28.6	0	0
MKP	6	33.3	66.7	0	0
SSD	8	87.5	12.5	0	0



MSc Biochemistry (sem III &IV): Student percent response to faculty

FACULTY	TOTAL RESPONSES	% RESPONSE OF STUDENTS			
		Very Good	Good	Satisfactory	Unsatisfactory
AKG	9	66.7	33.3	0	0
SCN	4	75	25	0	0
SKP	7	42.9	57.1	0	0
RKP	6	100	0	0	0
AP	9	66.7	33.3	0	0
LP	10	30	60	10	0
SSD	9	44.4	44.4	11.1	0

ACTION TAKEN REPORT

In view of the Covid- 19 pandemic, feedback was obtained through online mode,by using Google forms .The grading given by students to the Courses and faculty was circulated among the faculty members. An upgrade in their teaching skills was requested.

Aditi Niyogi Poddar
Professor in charge
Student feedback, SLS

SOS IN LITERATURE & LANGUGSES

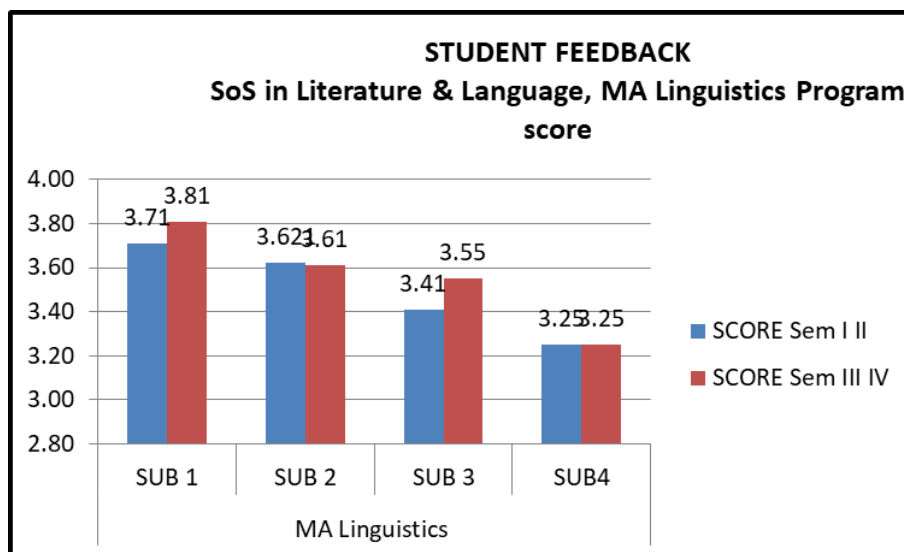
STUDENT FEEDBACK 2020-'21

Abbreviations used

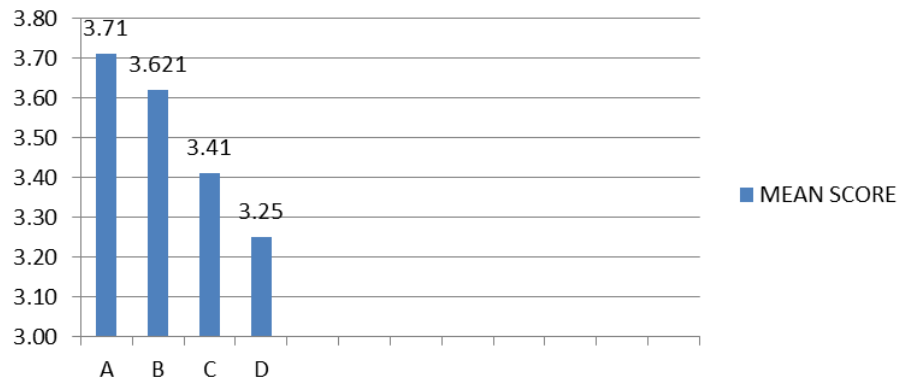
NAMES OF FACULTY			
1	Prof. Shail Sharma	8	Dr. Kaustubh Mani Dwivedi
2	Dr. Madhulata Bara	9	Dr. Sharda Singh
3	Dr. Girajashakar Gutam	10	Miss Shubhchi Pandey
4	Dr. Smita Sharma		
5	Dr. Mrinalini Karmoker		
6	Dr. Sonal Mishra		
7	Dr. Arti Pathak		

SCORING			
4	3	2	1
A	B	C	D
Very good	Good	Satisfactory	Unsatisfactory

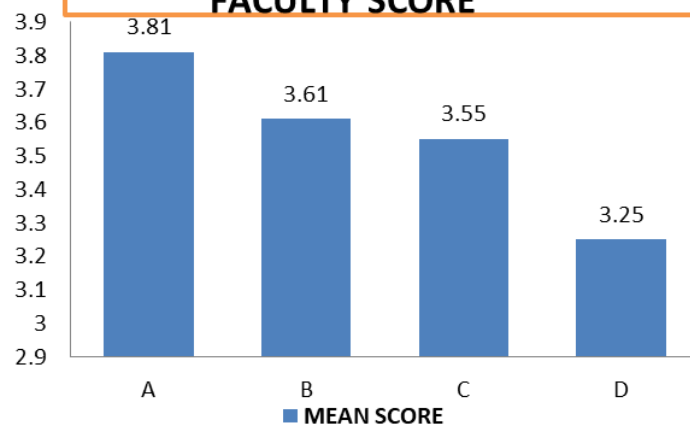
No. of students participating –MA Linguistics (07); MA Hindi (16);MA English (58);
MA Chhattisgarhi (65) = Total 146;Total faculty members[Permanent(04) & Guest
Faculty (10)]=14

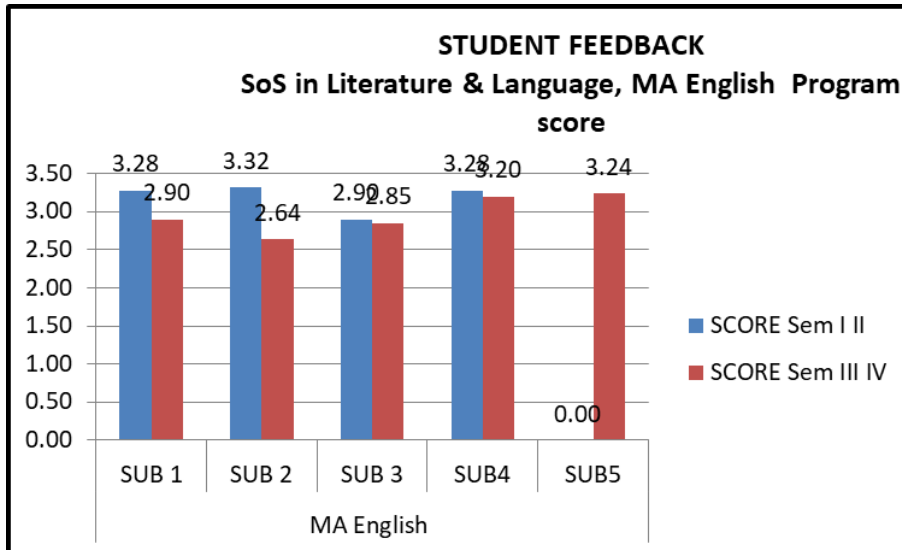
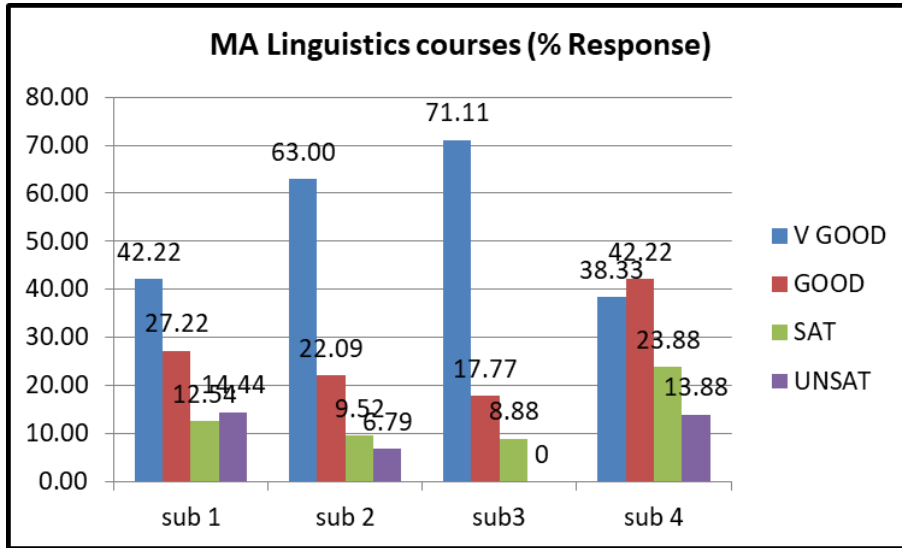



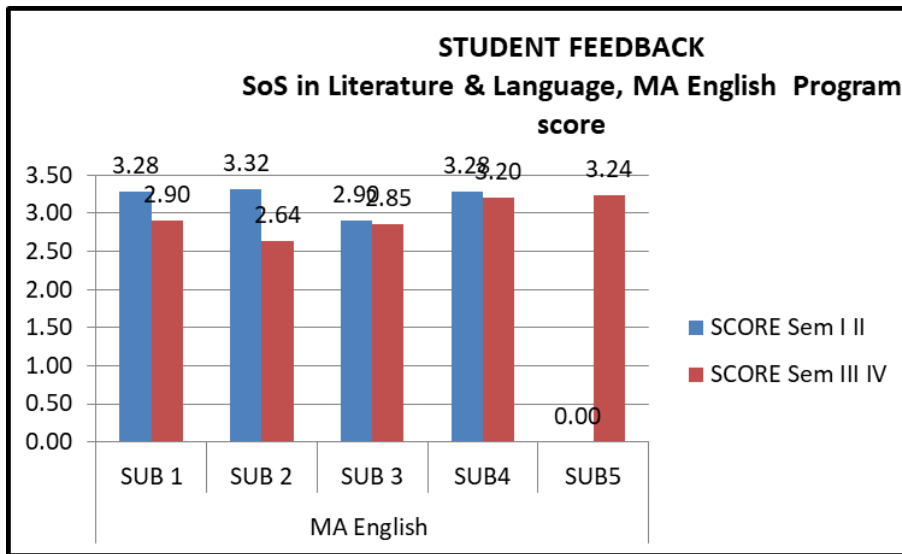
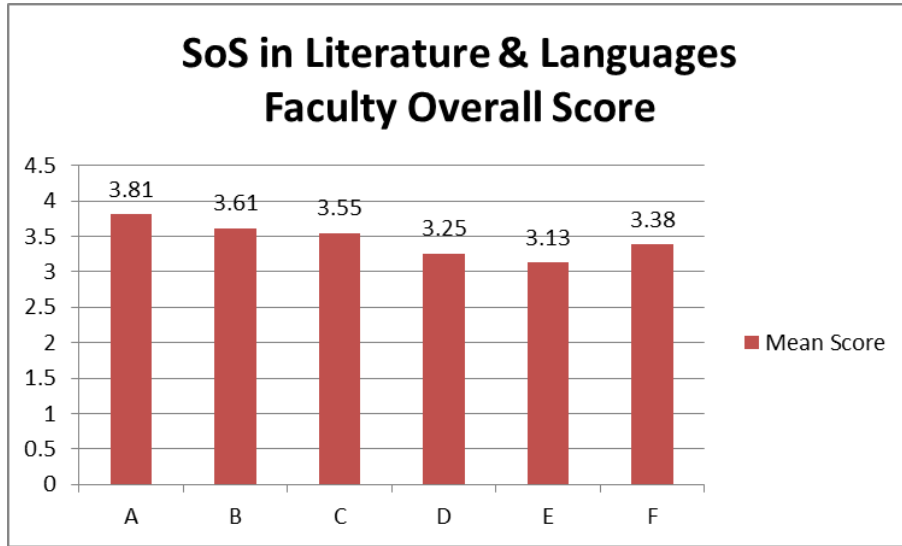
MA Linguistics I & II Semester FACULTY SCORE

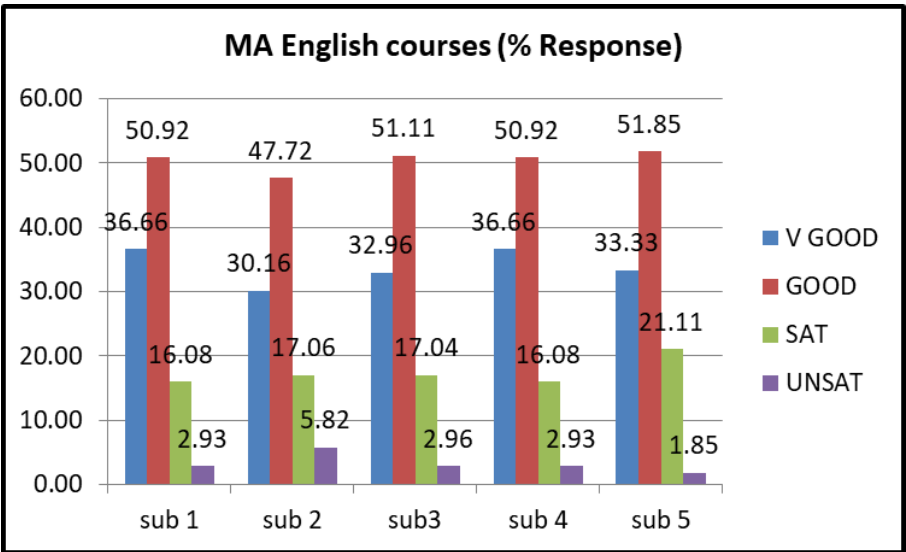



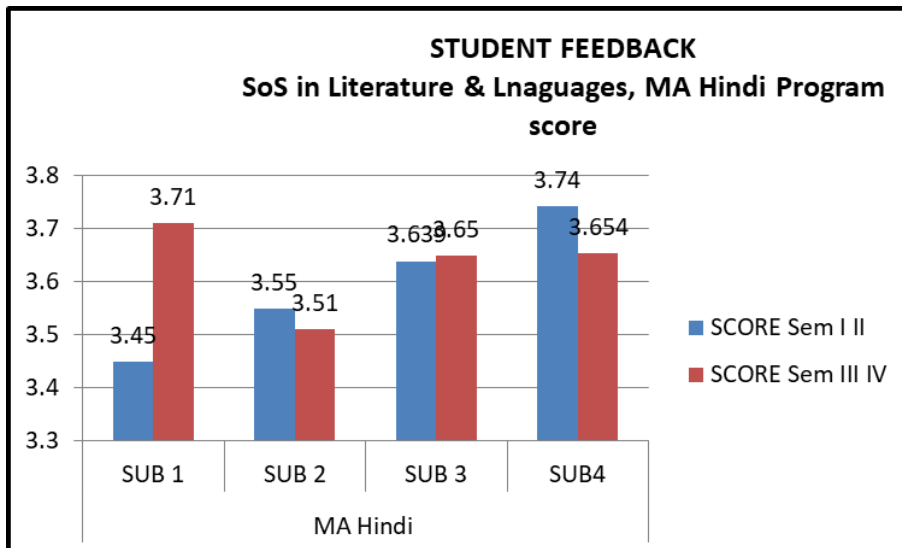
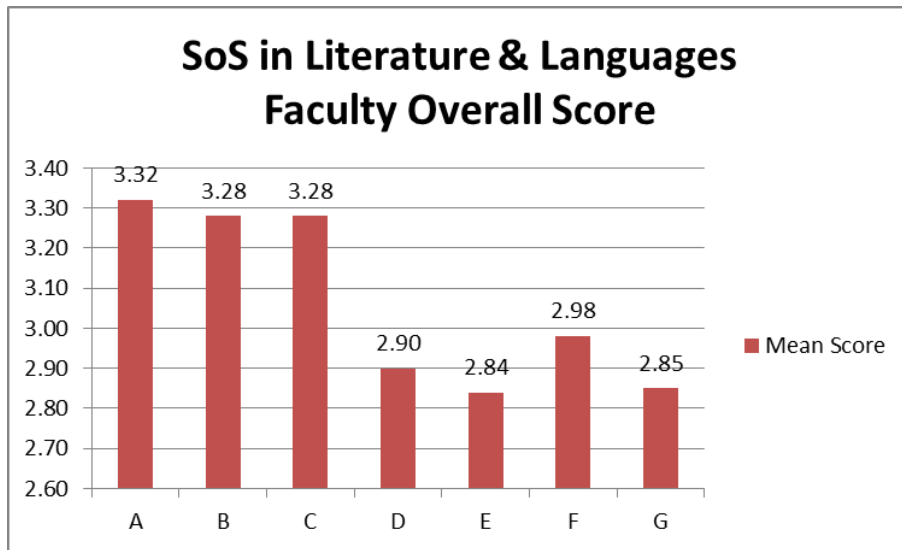
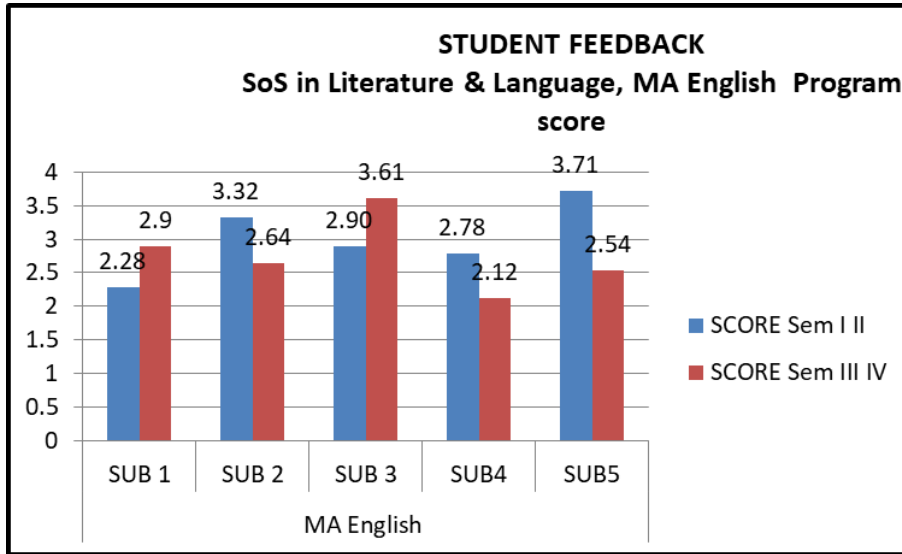
MA Linguistics III & IV Semester FACULTY SCORE

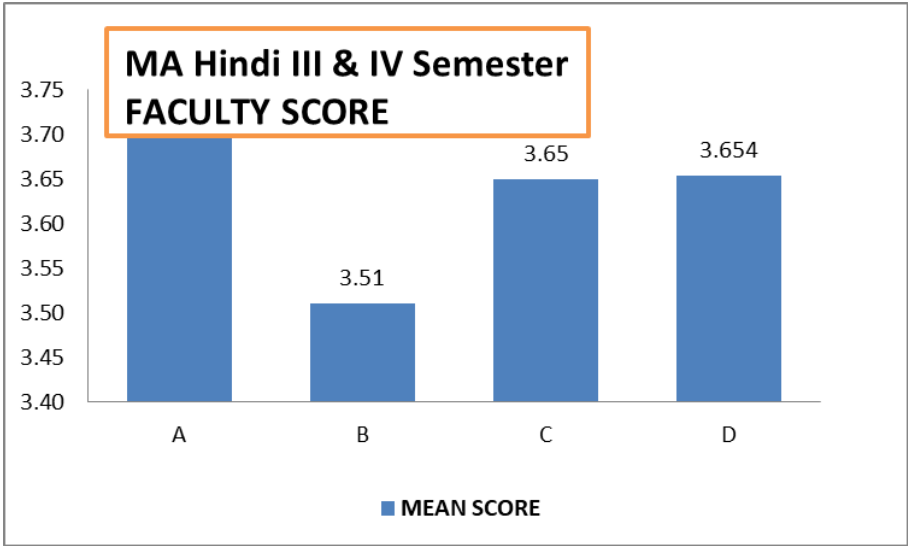



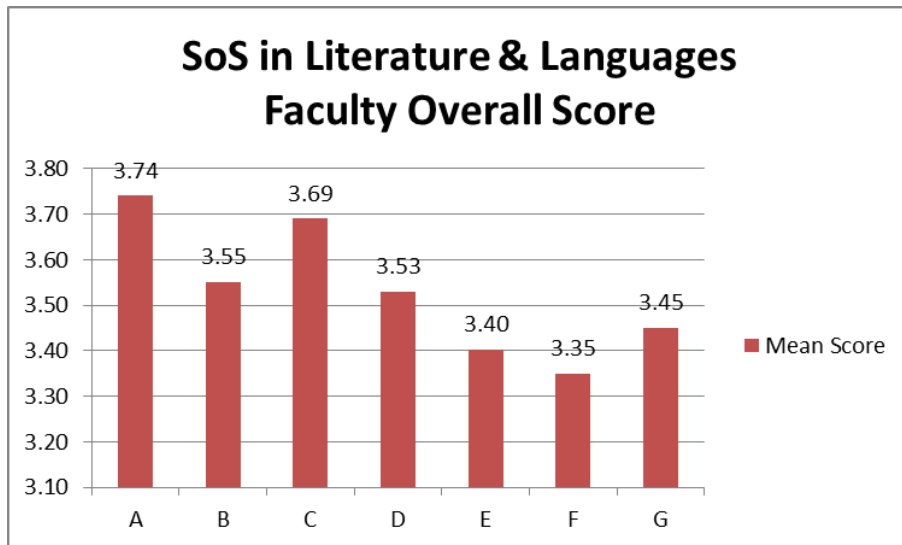
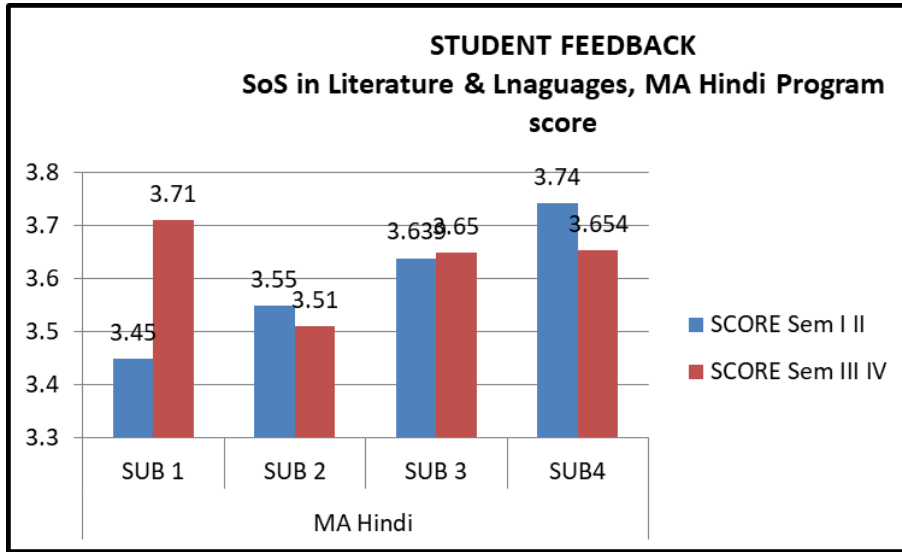


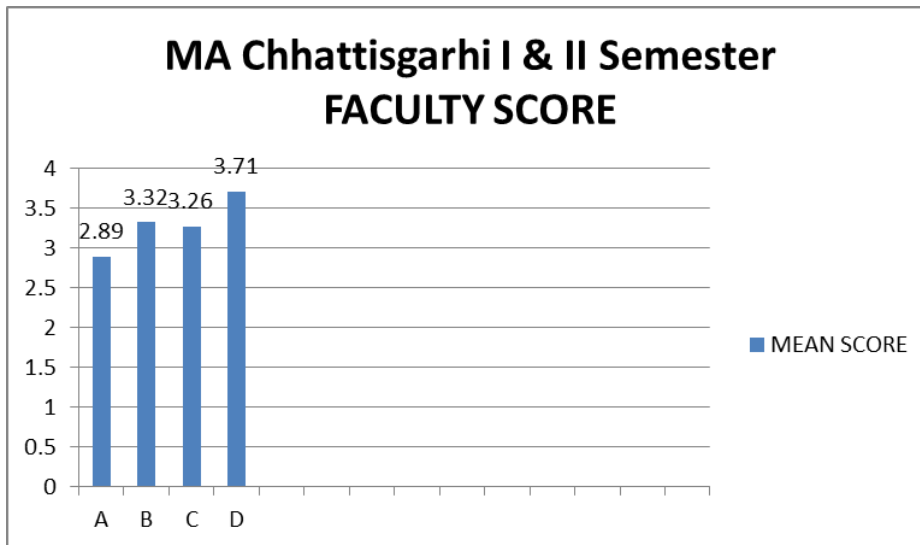
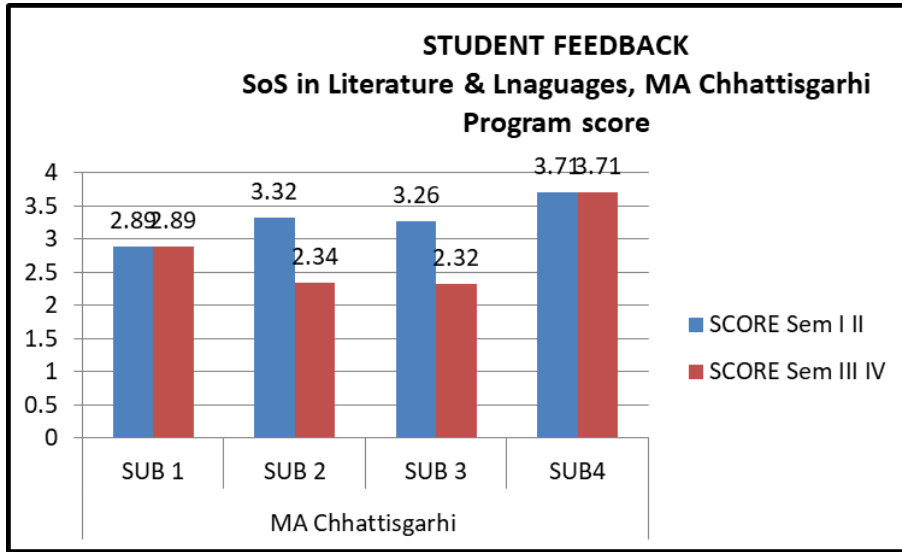


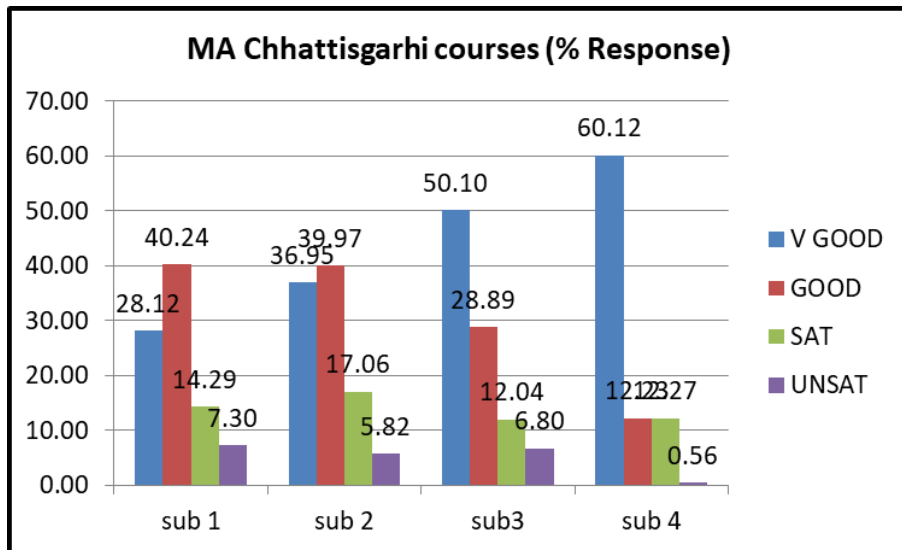
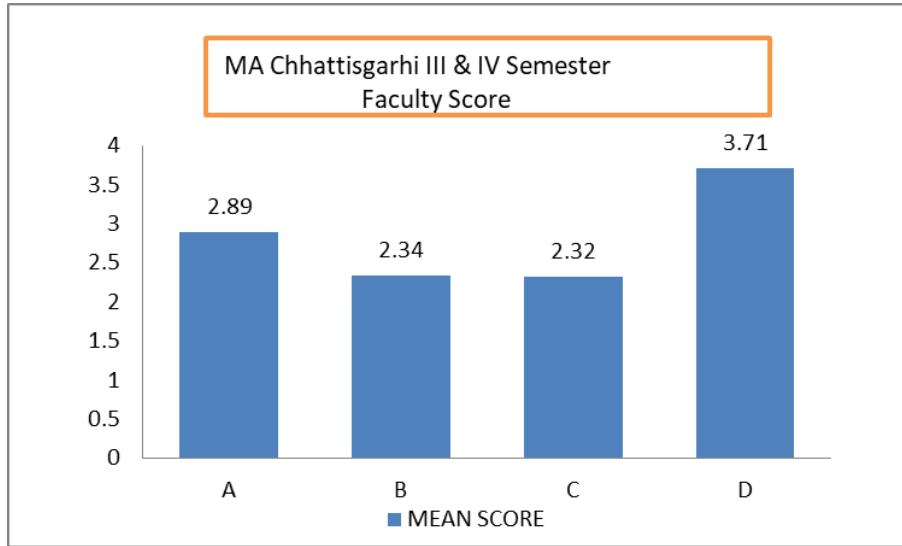












PERCENT RESPONSE TO FACULTY

MA. Linguistics I, II semester

FACULTY	VGOOD	GOOD	SAT	UNSAT
A	46.66	31.11	13.11	8.88
B	57.77	24.44	11.11	6.66
C	55.55	28.88	8.88	6.66

D	71.11	17.77	8.88	0
----------	--------------	--------------	-------------	----------

MA Linguistics III, IV semester

FACULTY	VGOOD	GOOD	SAT	UNSAT
A	66.66	33.33	0.00	0
B	69.84	17.46	7.93	4.70
C	33.33	27.77	16.66	22.22
D	5.55	66.66	38.88	27.77

MA English I, II semester

FACULTY	VGOOD	GOOD	SAT	UNSAT
A	37.77	48.88	11.85	1.11
B	31.11	48.14	16.66	3.70
C	32.59	50.37	12.96	4.07
E	30.74	52.59	13.33	2.96

MA English III,IV semester

FACULTY	VGOOD	GOOD	SAT	UNSAT
A	35.55	52.96	20.31	4.76
B	29.20	47.30	20.31	6.66
C	33.33	51.85	21.11	1.85
D	26.66	47.93	21.00	4.12
E	26.98	48.25	21.58	3.17

MA Hindi I, II semester

FACULTY	VGOOD	GOOD	SAT	UNSAT
A	53.33	26.66	11.11	8.88
B	55.55	28.88	8.88	6.66
C	56.79	25.92	16.04	0
D	61.72	22.22	14.81	2.46

MA Hindi III, IV semester

FACULTY	VGOOD	GOOD	SAT	UNSAT
A	49.20	30.15	11.11	9.52
B	36.50	38.09	17.46	7.93

C	49.20	30.15	11.11	9.52
D	50.79	36.50	12.69	0

MA Chhattisgarhi I, II semester

FACULTY	VGOOD	GOOD	SAT	UNSAT
A	36.00	36.10	21.00	4.12
B	34.10	37.10	20.31	6.66
C	26.98	44.44	18.09	1.58
D	66.44	11.40	10.31	4.76

MA Chhattisgarhi III, IV semester

FACULTY	VGOOD	GOOD	SAT	UNSAT
A	28.12	40.24	14.29	7.30
B	36.95	39.97	17.06	5.82
C	50.10	28.89	12.04	6.80

ACTION TAKEN REPORT

The overall score given by students to the faculty was circulated among the faculty members including Guest members with the request for improvement in teaching.

Prof. Shail Sharma
Head & Professor in charge
Student feedback, SoS Literature & Language

SoS in Mathematics, PRSU, Raipur (C.G.)
STUDENT FEEDBACK ANALYSIS REPORT (2020-21)

SCALE USED	4	3	2	1
	A	B	C	D
	Very Good	Good	Satisfactory	Unatisfactory

AVREVIATIONS USED

MSc (P)	MSc Previous (Sem I/II)
MSc (F)	MSc Previous (Sem III/IV)
BST	Dr. B.S. Thakur
DT	Dr. Dipti Thakur
MYR	Dr. M.R Yaday
MPG	Mayur Puri Goswami
NR	Nirmala Rai

Action taken report

Remarks

The overall score given by students to the faculty was circulated among the faculty members.

Nirmala Rai

School of Studies in Mathematics
Pt. Ravishankar Shukla University
RAIPUR (C.G.) 492010

**STUDENT PERCENT RESPONSE FOR FACULTY
MATHEMATICS SEMESTER I/II**

Name	Very Good	Good	Satisfactory	Unsatisfactory
Dr. Dipti Thakur	87.5	12.5	0	0
Dr. M.R Yaday	50	31.25	18.75	0
Mayur Puri Goswami	50	31.25	18.75	0
Nirmala Rai	25	43.75	31.25	0

**STUDENT PERCENT RESPONSE FOR FACULTY
MATHEMATICS SEMESTER III/IV**

Name	Very Good	Good	Satisfactory	Unsatisfactory
Dr.B.S.Thakur	93.75	6.25	0	0
Dipti Thakur	93.75	6.25	0	0
Dr. M.R Yaday	62.5	31.25	6.25	0
Mayur Puri Goswami	75	25	0	0
Nirmala Rai	56.25	37.5	6.25	0

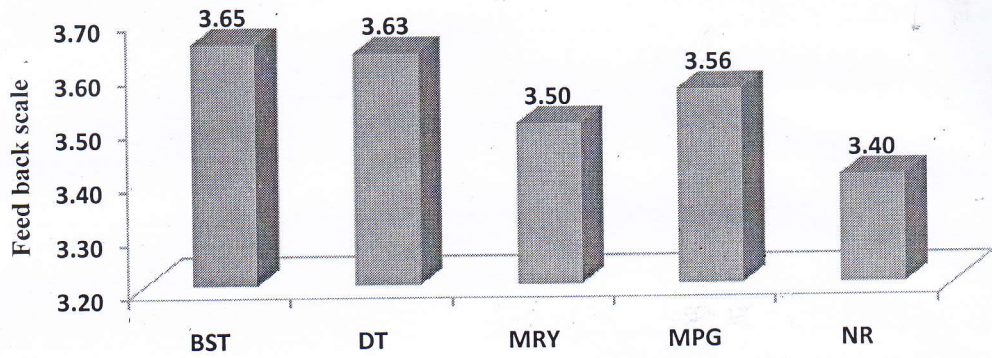
**STUDENT PERCENT RESPONSE FOR FACULTY
MATHEMATICS**

Name	Very Good	Good	Satisfactory	Unsatisfactory
Dr. B.S. Thakur	75	15	10	0
Dr. Dipti Thakur	74.25	14.75	11	0
Dr. M.R Yaday	56.25	37.5	6.25	0
Mayur Puri Goswami	62.5	31.25	6.25	0
Nirmala Rai	60	20	20	0

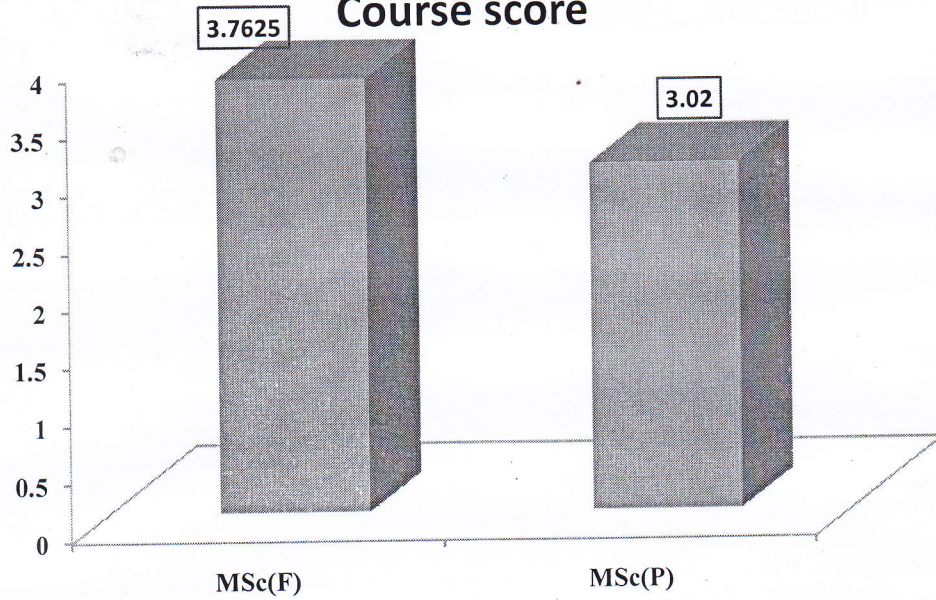

Nirmala Rai
HEAD

School of Studies in Mathematics
Pt. Ravishankar Shukla University
RAIPUR (C.G.) 492010

FACULTY SCORE



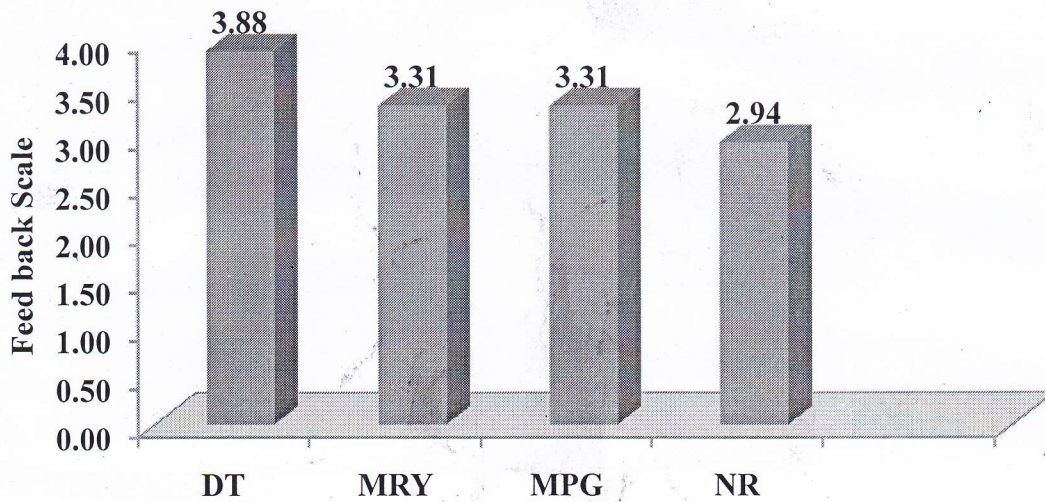
Course score



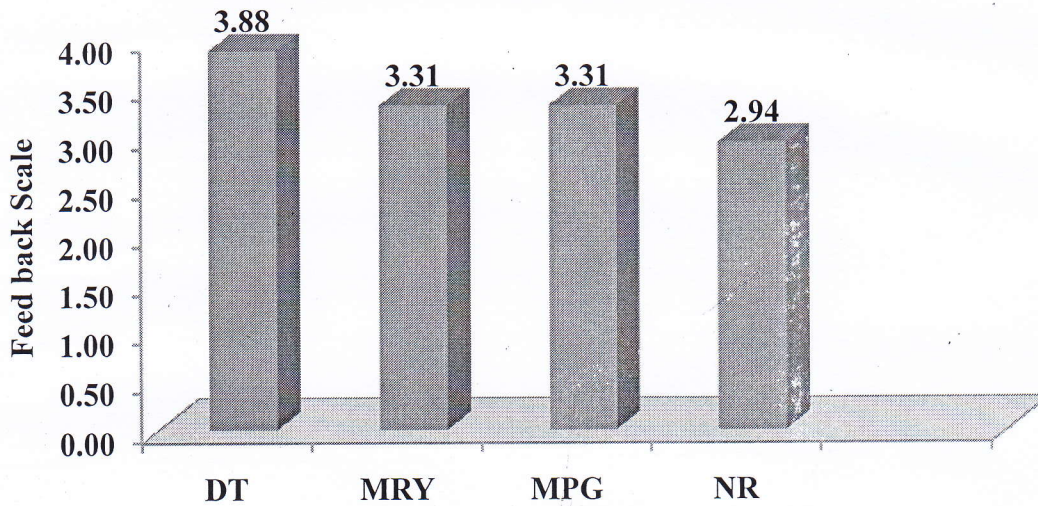
[Handwritten Signature]
HEAD

School of Studies in Mathematics
P.L. Ravishankar Shukla University
RAIPUR (C. G.) 492010

FACULTY SCORE (MATHEMATICS I/II)



FACULTY SCORE (MATHEMATICS I/II)



Signature
HEAD

School of Studies in Mathematics
Pt. Ravishankar Shukla University
RAIPUR (C. G.) 492010

PAID FEATURE
Export your survey data in .PDF, .XLS, .CSV, .PPTX, or SPSS format.

UPGRADE [Learn more »](#)

→ COLLECT RESPONSES → **ANALYZE RESULTS** → PRESENT RESULTS

RESPONDENTS: 32 of 32

ADD TO DA

QUESTION SUMMARIES

INSIGHTS AND DATA TRENDS

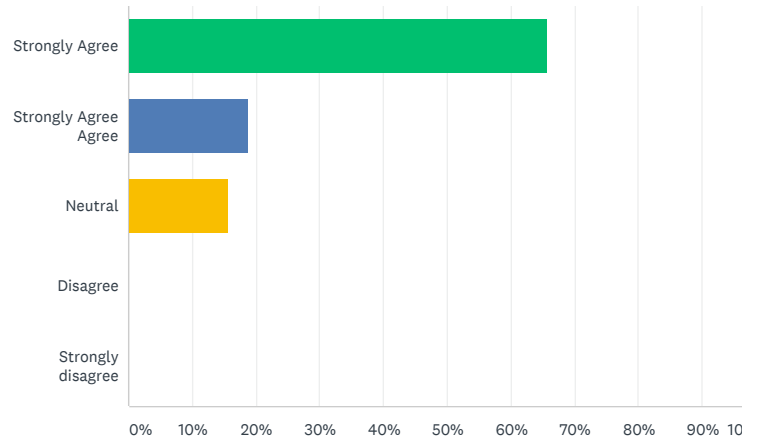
INDIVIDUAL RESP

Page 1: Pt. Ravishankar Shukla University, Raipur<

Q1

Getting admission in the PRSU for my ward is a matter of price admission process in the University is fair and accurate.

Answered: 32 Skipped: 0



ANSWER CHOICES

RESPONSES

Strongly Agree

65.63%

Strongly Agree Agree

18.75%

Neutral

15.63%

Disagree

0.00%

Strongly disagree

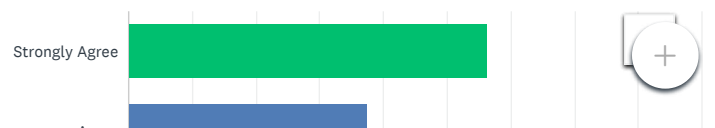
0.00%

TOTAL

Q2

My ward is improving his knowledge-base through interaction of the University.

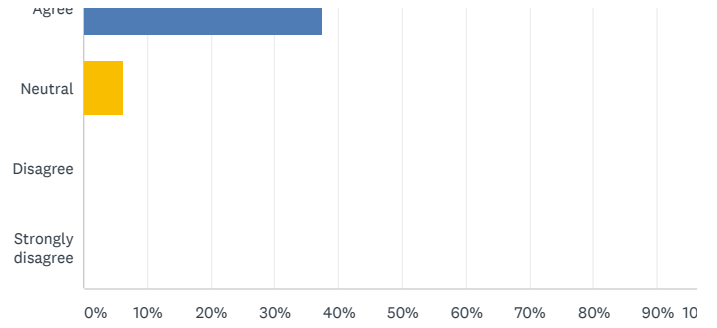
Answered: 32 Skipped: 0



EXPORTS ?

PAID FEATURE
Export your survey data in .PDF, .XLS, .CSV, .PPTX, or SPSS format.

UPGRADE [Learn more »](#)

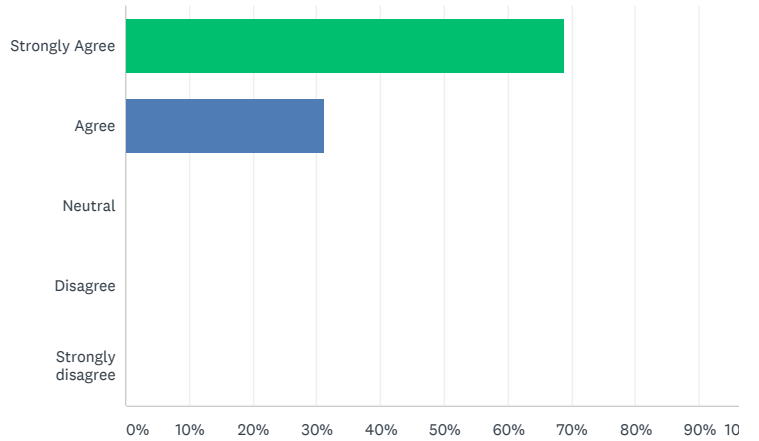


ANSWER CHOICES	RESPONSES
Strongly Agree	56.25%
Agree	37.50%
Neutral	6.25%
Disagree	0.00%
Strongly disagree	0.00%
TOTAL	

Q3

The discipline in the University is good.

Answered: 32 Skipped: 0



ANSWER CHOICES	RESPONSES
Strongly Agree	68.75%
Agree	31.25%
Neutral	0.00%
Disagree	0.00%
Strongly disagree	0.00%
TOTAL	

Q4

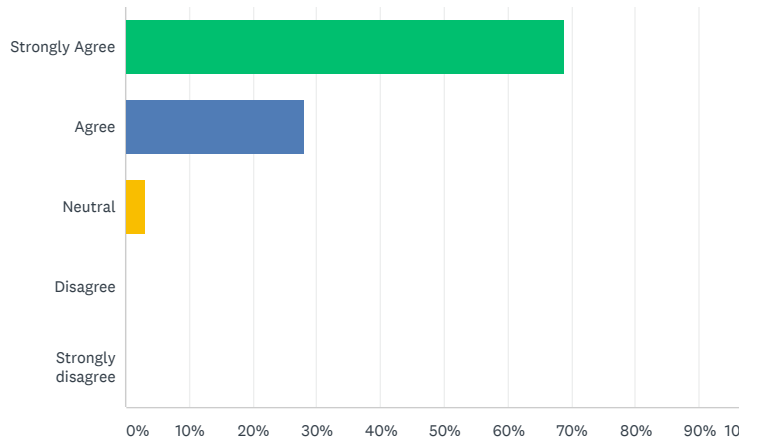
The atmosphere in the University is conducive for learning.

EXPORTS ?

PAID FEATURE
Export your survey data in .PDF, .XLS, .CSV, .PPTX, or SPSS format.

UPGRADE [Learn more »](#)

Answered: 32 Skipped: 0



ANSWER CHOICES

RESPONSES

Strongly Agree	68.75%
Agree	28.13%
Neutral	3.13%
Disagree	0.00%
Strongly disagree	0.00%

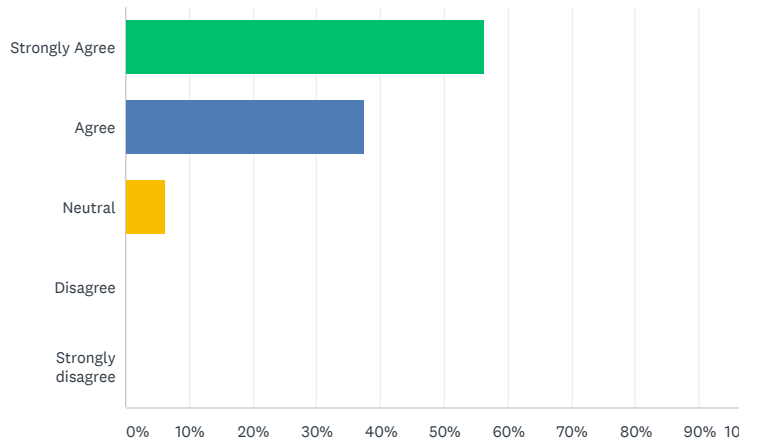
TOTAL

Q5



There is a positive change in the behavior of my ward after jo University.

Answered: 32 Skipped: 0



ANSWER CHOICES

RESPONSES

Strongly Agree	56.25%
Agree	37.50%
Neutral	6.25%
Disagree	0.00%
Strongly disagree	0.00%

TOTAL



EXPORTS ?

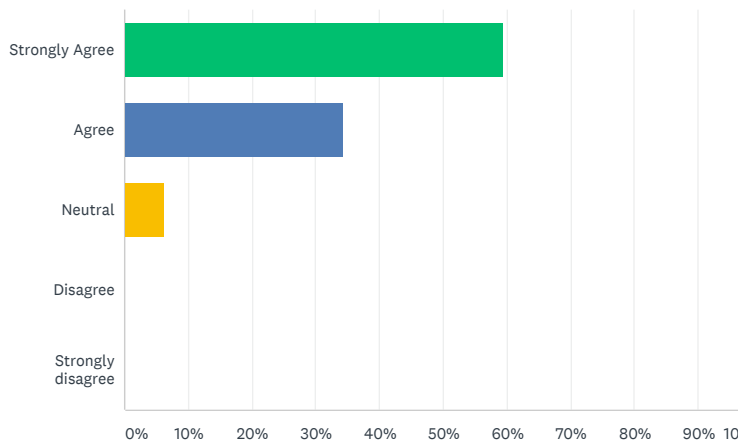
PAID FEATURE
Export your survey data in .PDF, .XLS, .CSV, .PPTX, or SPSS format.

UPGRADE [Learn more »](#)

Q6

I have great respect to the Pt. Ravishankar Shukla University. Shukla University is one of the best Universities of the State. information is accessible to all.

Answered: 32 Skipped: 0



ANSWER CHOICES

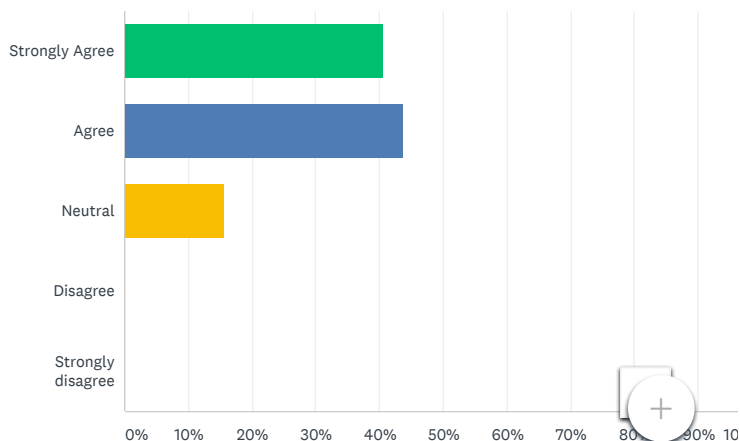
RESPONSES

Strongly Agree	59.38%
Agree	34.38%
Neutral	6.25%
Disagree	0.00%
Strongly disagree	0.00%
TOTAL	

Q7

The curriculum of the course is well designed and promotes experience of the students. Employability is given focus in th design. The curriculum incorporates recent changes in the ar

Answered: 32 Skipped: 0



EXPORTS ?

PAID FEATURE
Export your survey data in .PDF, .XLS, .CSV, .PPTX, or SPSS format.

UPGRADE [Learn more »](#)

ANSWER CHOICES

RESPONSES

Strongly Agree	40.63%
Agree	43.75%
Neutral	15.63%
Disagree	0.00%
Strongly disagree	0.00%

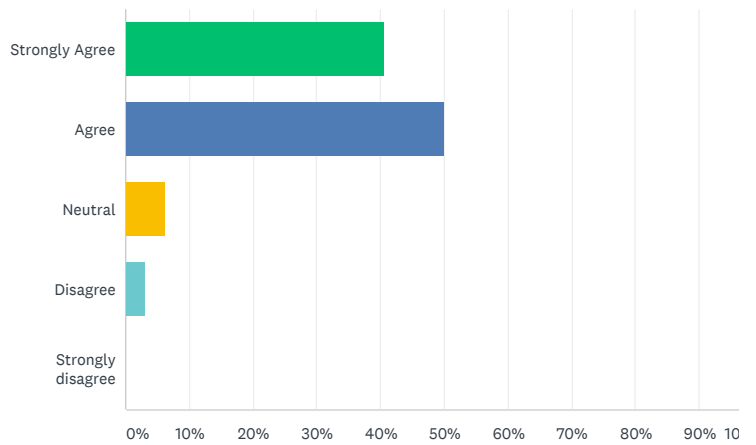
TOTAL

Q8



The University Employees are cooperative

Answered: 32 Skipped: 0



ANSWER CHOICES

RESPONSES

Strongly Agree	40.63%
Agree	50.00%
Neutral	6.25%
Disagree	3.13%
Strongly disagree	0.00%

TOTAL



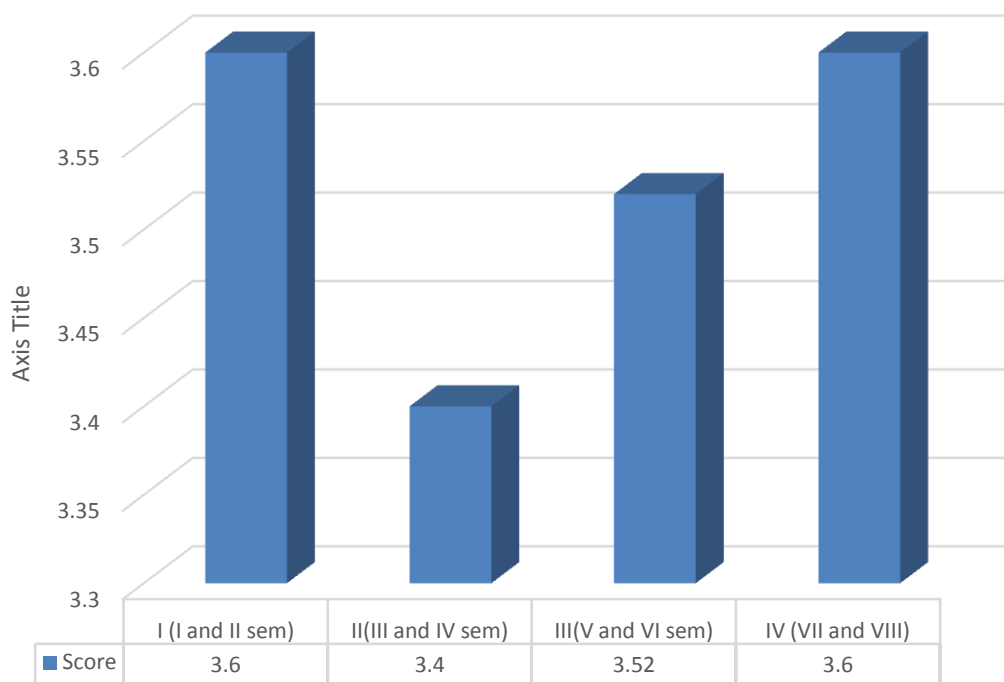
SOS IN PHARMACY

STUDENT FEEDBACK (*Session 2020-21*)

Abbreviations used

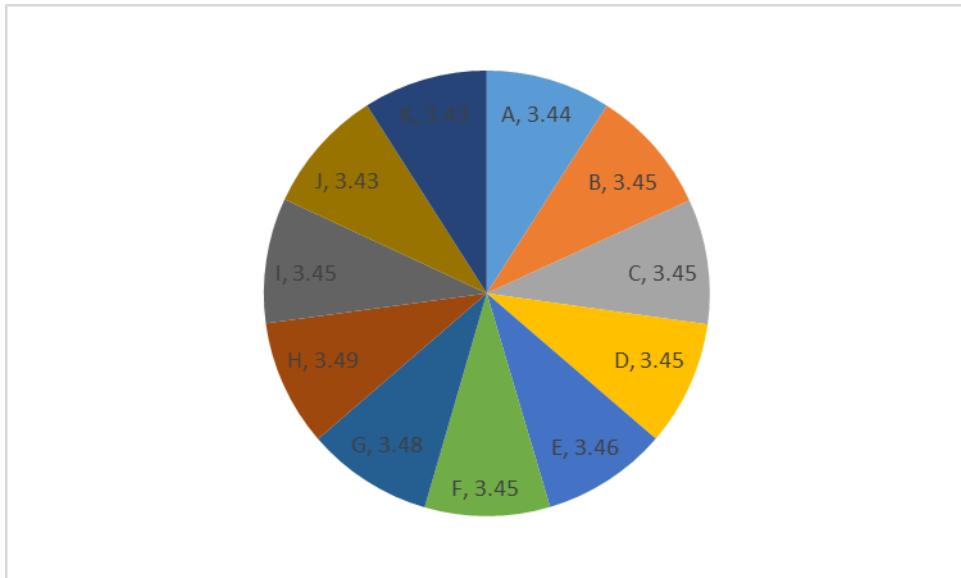
NAMES OF FACULTY			
A	Prof.ShailendraSaraf	I	Mr.RajendraJangde
B	Prof, SwarnlataSaraf	J	Mr.RakeshTirkey
C	Dr.PreetiK. Suresh	K	Mr.AdeepKujur
D	Dr.S. J. Daharwal		
E	Dr.Deependra Singh		
F	Dr.Vishal Jain		
G	Dr.ManjuSingh		
H	Dr.Amber Vyas		

B.Pharm Course Program Score 2020-21



Faculty overall score

2020-21



Thorough analysis of feedback forms stands satisfactory

Class: B.P.Ed 1st Semester 2020-21

Total No. of Students- 14

Questions for Feedback: Questionnaire-1

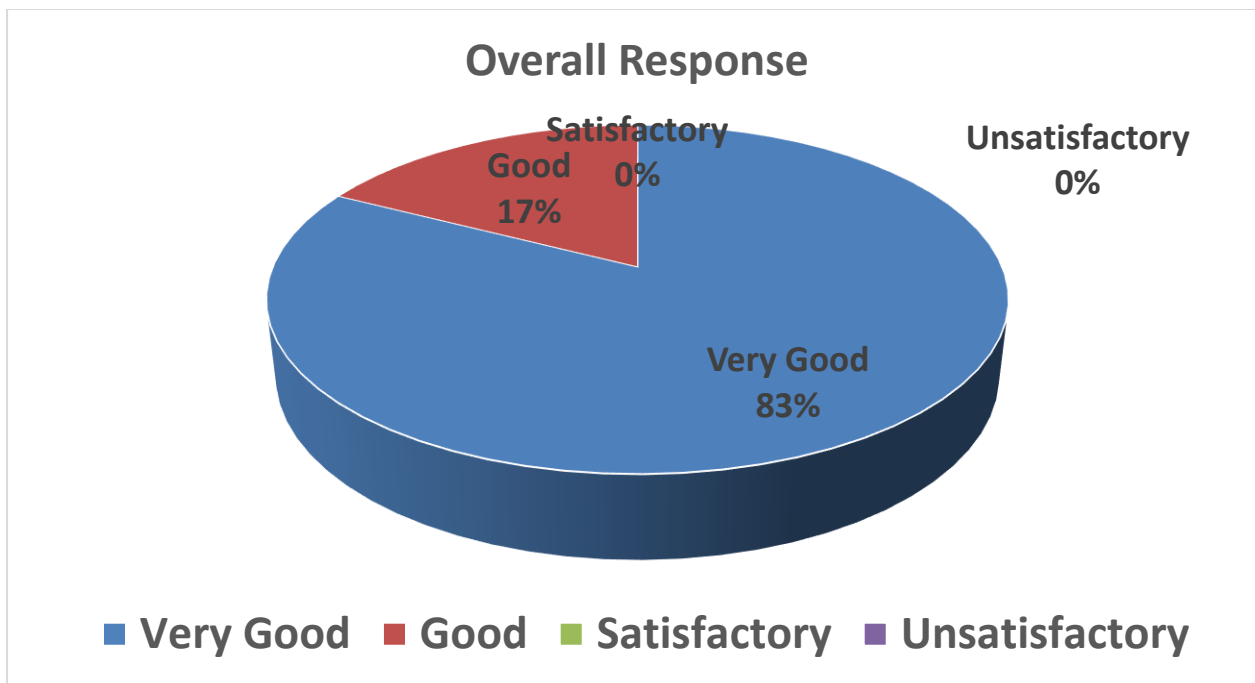
S. No	Question
1.	Depth of the course content including project work, if any
2.	Extent of coverage of course.
3.	Application /relevance to real life situation.
4.	Learning value (in term of knowledge, concepts, manual skills, analytical abilities and broadening perspectives).
5.	Clarity and relevance of textual reading material
6.	Relevance of additional source of material (Library).
7.	Extent of effort required by students (You) to cope with the course /program.
8.	Provision of sufficient time for feedback.
9.	Overall rating.

Categories of responses for feedback from students

S. No.	Category for response
1.	Very Good
2.	Good
3.	Satisfactory
4.	Unsatisfactory

S. No	Question	Response			
		Very Good	Good	Satisfactory	Unsatisfactory
1.	A	10	4	0	0
2.	B	10	4	0	0
3.	C	12	2	0	0
4.	D	10	4	0	0
5.	E	12	2	0	0
6.	F	11	3	0	0

7.	G	11	3	0	0
8.	H	14	0	0	0
9.	I	14	0	0	0
TOTAL		104	22	0	0



Class: B.P.Ed 1st Semester 2020-21

Total No. of Students: - 35

S. No.	Subjects	Name of Teacher
1.	Health Education and Environmental Studies	Prof. Reeta venugopal
2.	Anatomy and Physiology	Dr. N.M Ghosh
3.	Officiating and Coaching	Dr. Milind Bhandeo
4.	History Principle Foundation of Physical Education	Mr. Komal Verma

Questions for Feedback: Questionnaire-2

S. No	Question
10.	Knowledge base of the teacher (as perceived by you)
11.	Communication skills (in terms of articulation & comprehensibility)
12.	Sincerity/ Commitment of the teacher
13.	Interest generated by the teacher

14.	Ability to integrate course material with others environment / other issues, to provide a broader perspective
15.	Ability to integrate content with other courses
16.	Accessibility of the teacher in & out of the class (include availability of the teacher to motivate further study & discussion outside class)
17.	Ability to design quizzes /tests/assignment/ examination & projects to evaluate students understanding of the course
18.	Overall rating

Categories of responses for feedback from students

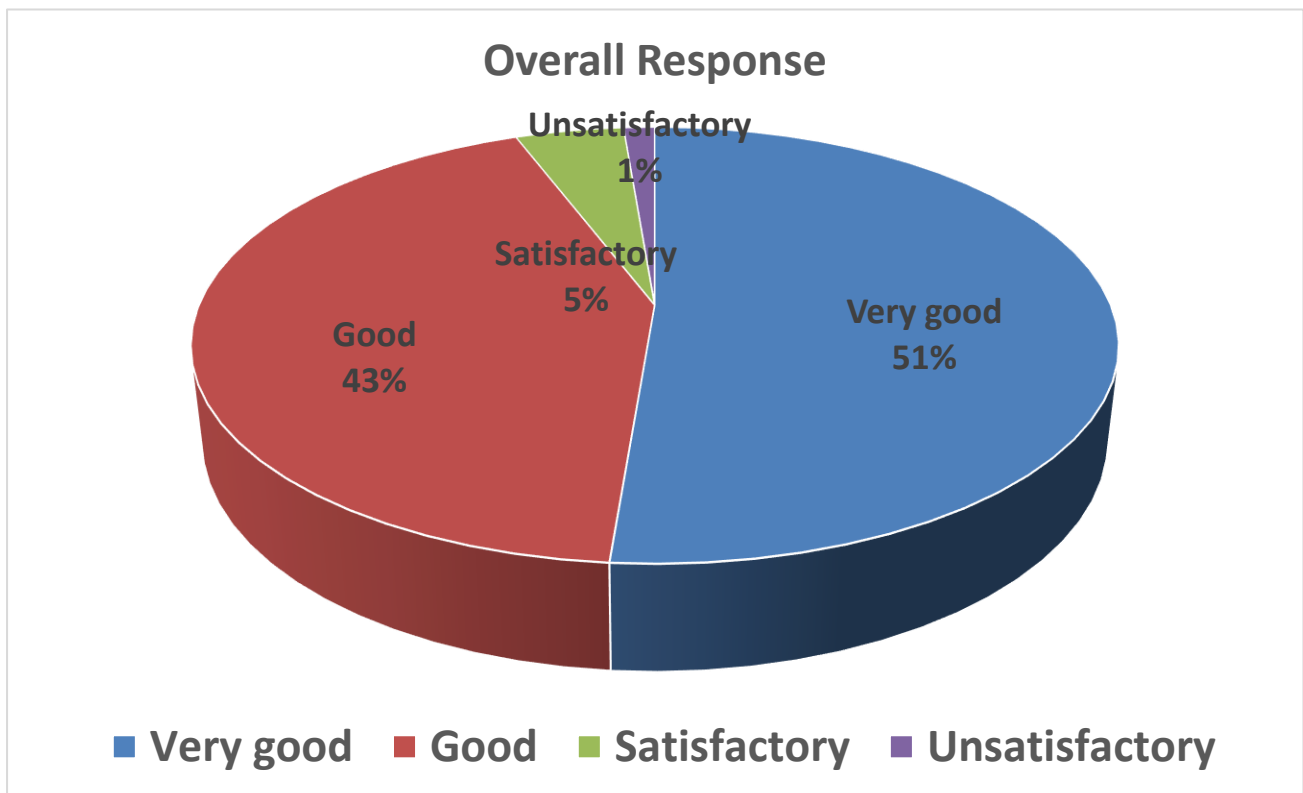
S. No.	Category for response
5.	Very Good
6.	Good
7.	Satisfactory
8.	Unsatisfactory

Feedback

Prof. Reeta Venugopal

Subject: Health Education and Environmental Studies

S.N	Question	Response			
		Very good	Good	Satisfactory	Unsatisfactory
1.	A	20	10	5	0
2.	B	25	10	0	0
3.	C	30	5	0	0
4.	D	5	30	0	0
5.	E	10	25	0	0
6.	F	4	24	2	0
7.	G	15	16	0	4
8.	H	20	10	5	0
9.	I	30	3	2	0
Total		159	133	14	4



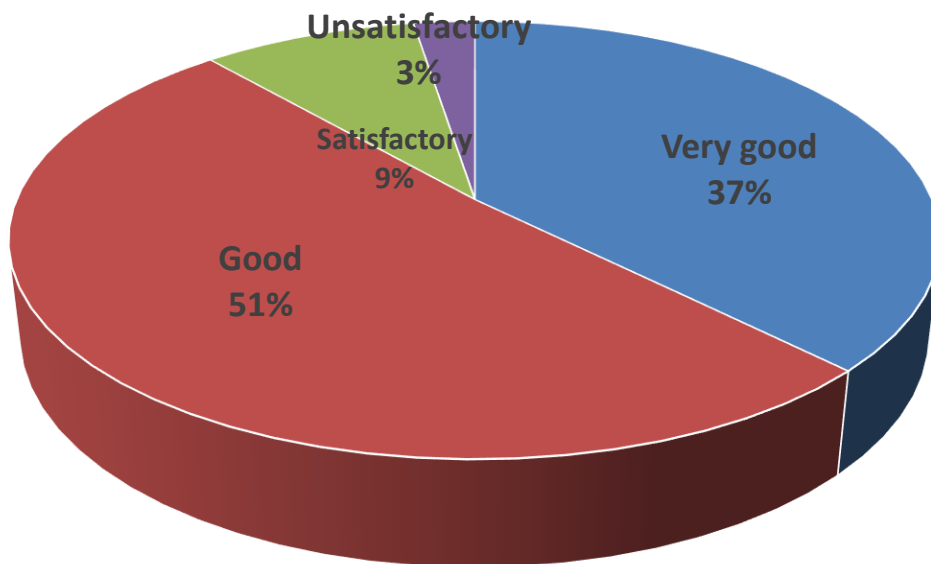
Feedback

Mr. Komal Verma

Subject: History Principle Foundation of Physical Education

S.N	Question	Response			
		Very good	Good	Satisfactory	Unsatisfactory
1.	A	5	20	10	0
2.	B	16	15	2	2
3.	C	4	29	2	0
4.	D	25	5	5	0
5.	E	15	16	0	4
6.	F	20	10	5	0
7.	G	30	3	2	0
8.	H	2	33	0	0
9.	I	1	30	2	2
Total		118	161	28	8

Overall Response



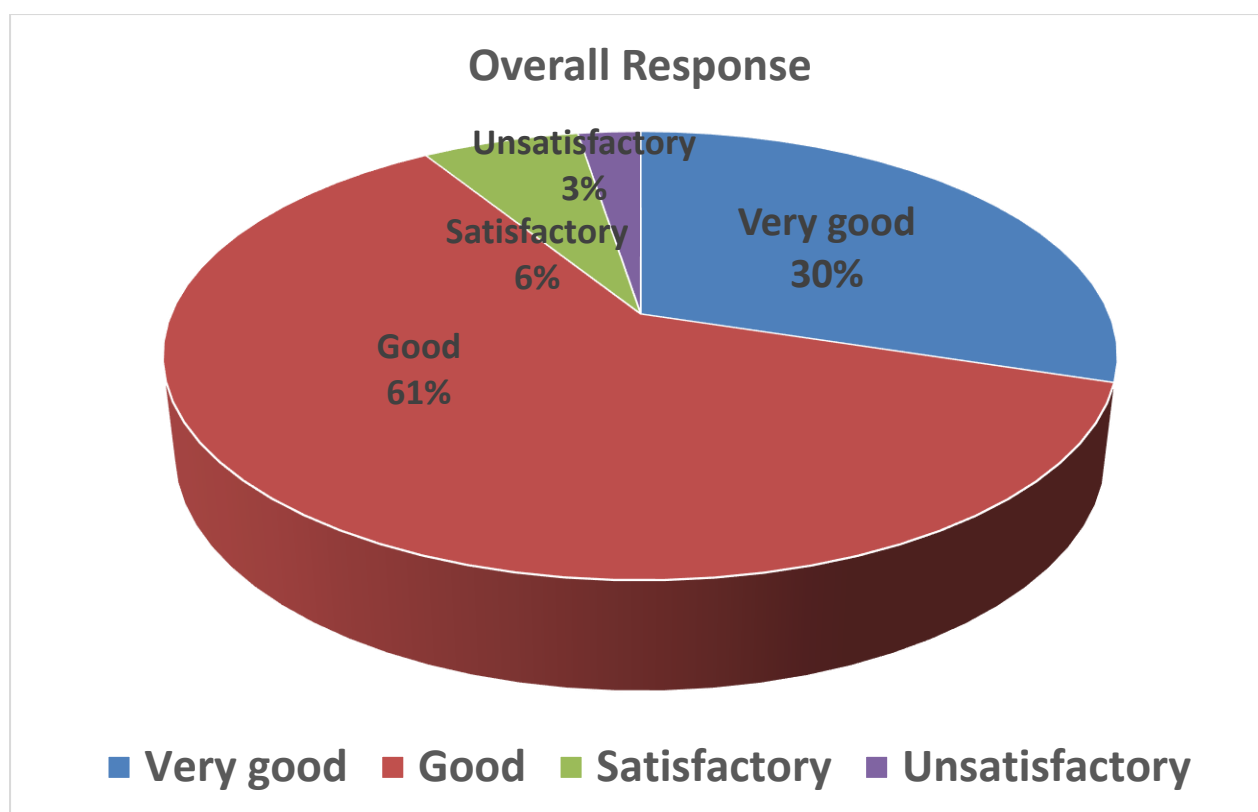
■ Very good ■ Good ■ Satisfactory ■ Unsatisfactory

Feedback

Dr. Milind Bhandeo

Subject: Officiating and Coaching

S.N	Question	Response			
		Very good	Good	Satisfactory	Unsatisfactory
1.	A	30	3	2	0
2.	B	4	29	2	0
3.	C	15	16	2	2
4.	D	5	25	5	0
5.	E	15	16	0	4
6.	F	20	10	5	0
7.	G	3	30	2	0
8.	H	2	33	0	0
9.	I	0	31	2	2
Total		94	193	20	8

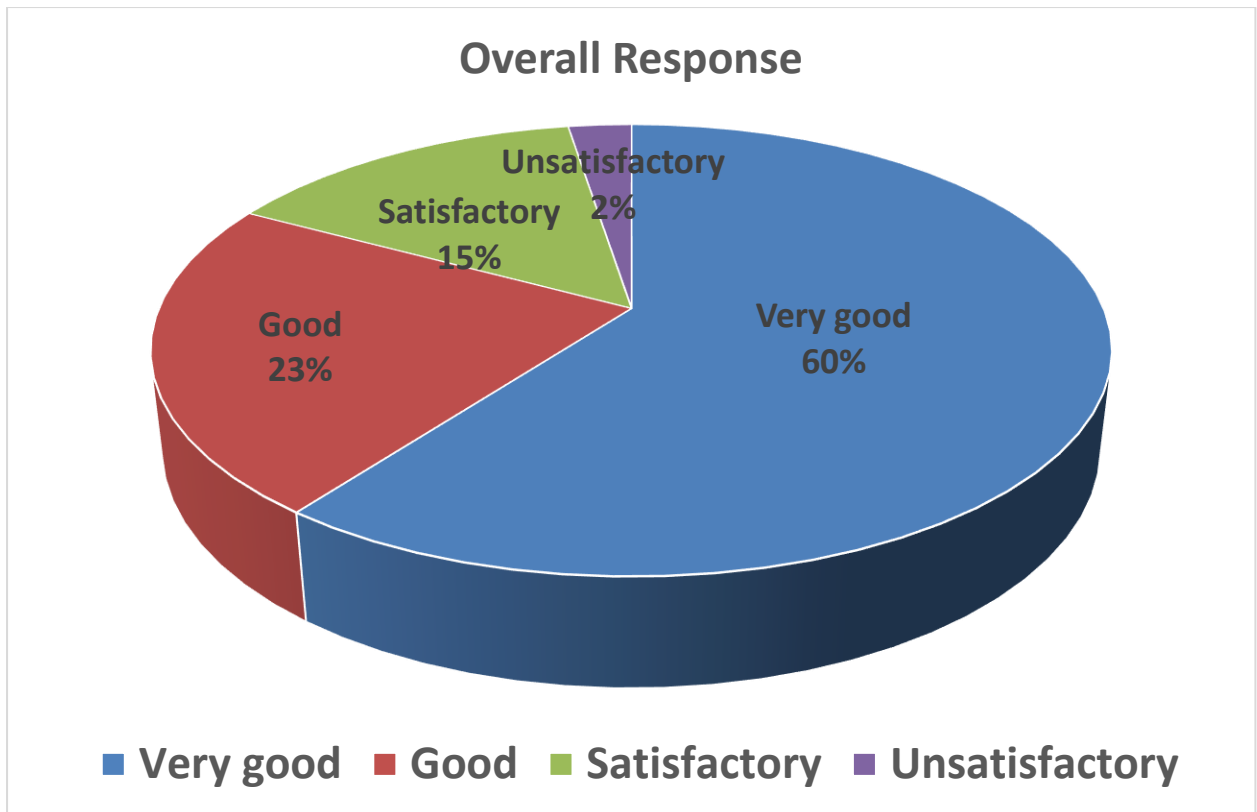


Feedback

Dr. N.M Ghosh

Subject: Anatomy and Physiology

S.N	Question	Response			
		Very good	Good	Satisfactory	Unsatisfactory
1.	A	29	4	2	0
2.	B	15	16	2	2
3.	C	25	5	5	0
4.	D	16	15	0	4
5.	E	10	20	5	0
6.	F	2	3	30	0
7.	G	33	2	0	0
8.	H	30	1	2	2
9.	I	30	5	0	0
Total		190	71	46	8



Class: B.P.Ed 2nd Semester 2020-21

Total No. of Students- 13

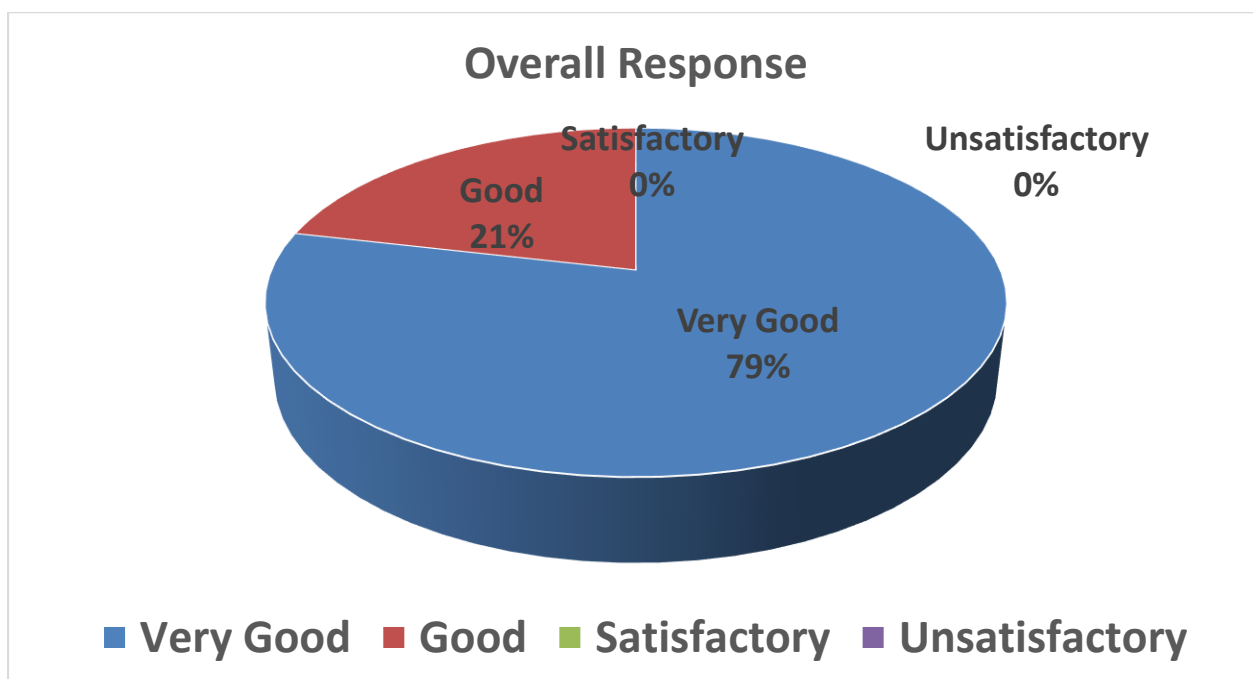
Questions for Feedback: Questionnaire-1

S. No	Question
19.	Depth of the course content including project work, if any
20.	Extent of coverage of course.
21.	Application /relevance to real life situation.
22.	Learning value (in term of knowledge, concepts, manual skills, analytical abilities and broadening perspectives).
23.	Clarity and relevance of textual reading material
24.	Relevance of additional source of material (Library).
25.	Extent of effort required by students (You) to cope with the course /program.
26.	Provision of sufficient time for feedback.
27.	Overall rating.

Categories of responses for feedback from students

S. No.	Category for response
9.	Very Good
10.	Good
11.	Satisfactory
12.	Unsatisfactory

S. No	Question	Response			
		Very Good	Good	Satisfactory	Unsatisfactory
10.	A	10	3	0	0
11.	B	9	4	0	0
12.	C	11	2	0	0
13.	D	10	3	0	0
14.	E	10	3	0	0
15.	F	9	4	0	0
16.	G	11	2	0	0
17.	H	10	3	0	0
18.	I	12	1	0	0
TOTAL		92	25	0	0



Class: B.P.Ed 2nd Semester 2020-21

Total No. of Students: - 10

S. No.	Subjects	Name of Teacher
5.	Sports Nutrition and Weight Management	Prof. Reeta venugopal
6.	Yoga Education	Prof. Rajeev Choudhary
7.	Organization & Administration	Dr. Milind Bhandeo
8.	Education Technology and Methods of Teaching in physical Education	Miss. Upasana Vishwakarma

Questions for Feedback: Questionnaire-2

S. No	Question
28.	Knowledge base of the teacher (as perceived by you)
29.	Communication skills (in terms of articulation & comprehensibility)
30.	Sincerity/ Commitment of the teacher
31.	Interest generated by the teacher
32.	Ability to integrate course material with others environment / other issues, to provide a broader perspective
33.	Ability to integrate content with other courses
34.	Accessibility of the teacher in & out of the class (include availability of the teacher to motivate further study & discussion outside class)
35.	Ability to design quizzes /tests/assignment/ examination & projects to evaluate students understanding of the course
36.	Overall rating

Categories of responses for feedback from students

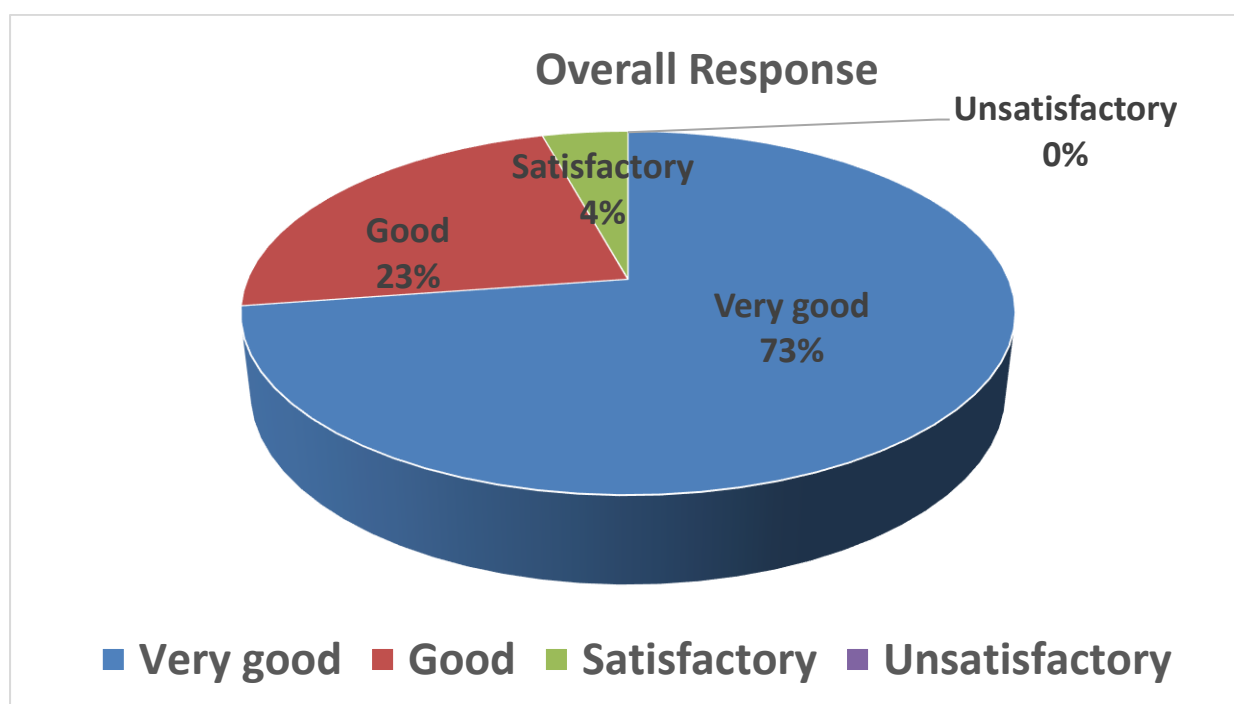
S. No.	Category for response
13.	Very Good
14.	Good
15.	Satisfactory
16.	Unsatisfactory

Feedback

Prof. Reeta Venugopal

Subject: Sports Nutrition and Weight Management

S.N	Question	Response			
		Very good	Good	Satisfactory	Unsatisfactory
10.	A	12	1	0	0
11.	B	12	1	0	0
12.	C	11	2	0	0
13.	D	11	2	0	0
14.	E	8	4	1	0
15.	F	6	7	0	0
16.	G	2	9	2	0
17.	H	10	1	2	0
18.	I	13	0	0	0
Total		85	27	5	0

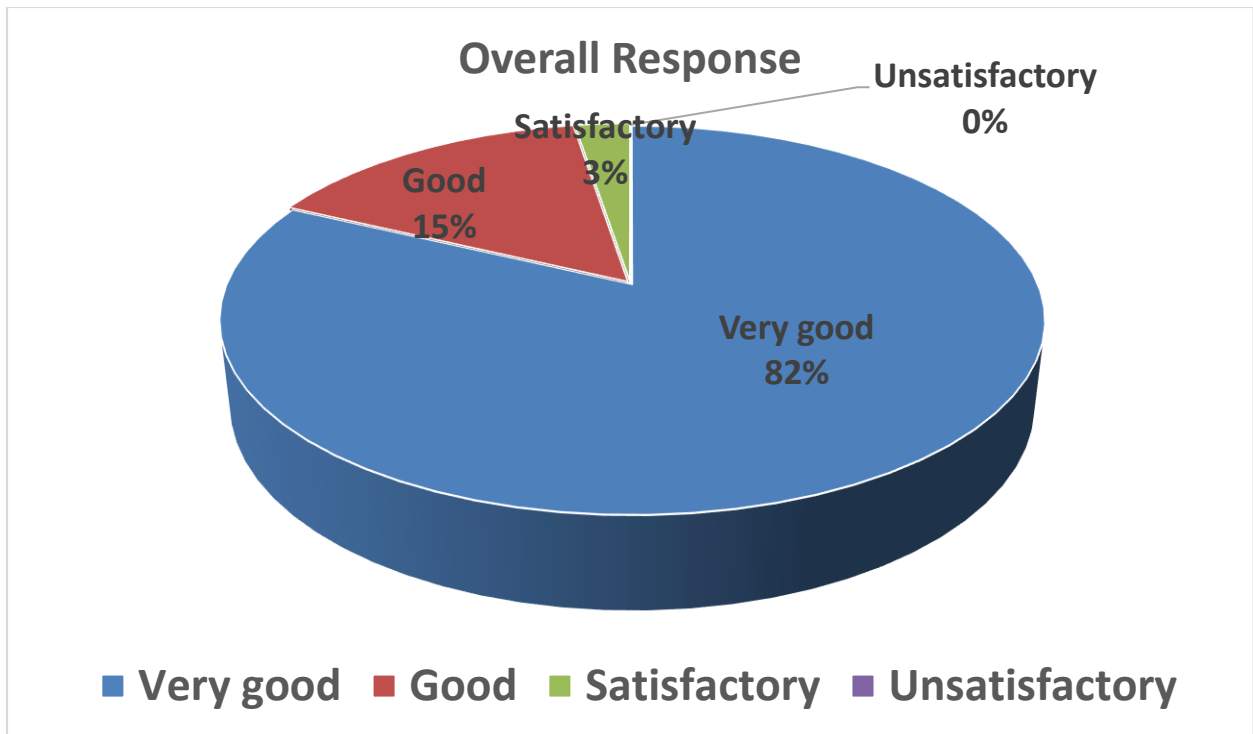


Feedback

Prof. Rajeev Choudhary

Subject: Yoga Education

S. No	Question	Response			
		Very good	Good	Satisfactory	Unsatisfactory
1.	A	13	0	0	0
2.	B	12	1	0	0
3.	C	12	1	0	0
4.	D	10	3	0	0
5.	E	9	4	0	0
6.	F	12	1	0	0
7.	G	3	8	2	0
8.	H	12	0	1	0
9.	I	13	0	0	0
Total		96	18	3	0



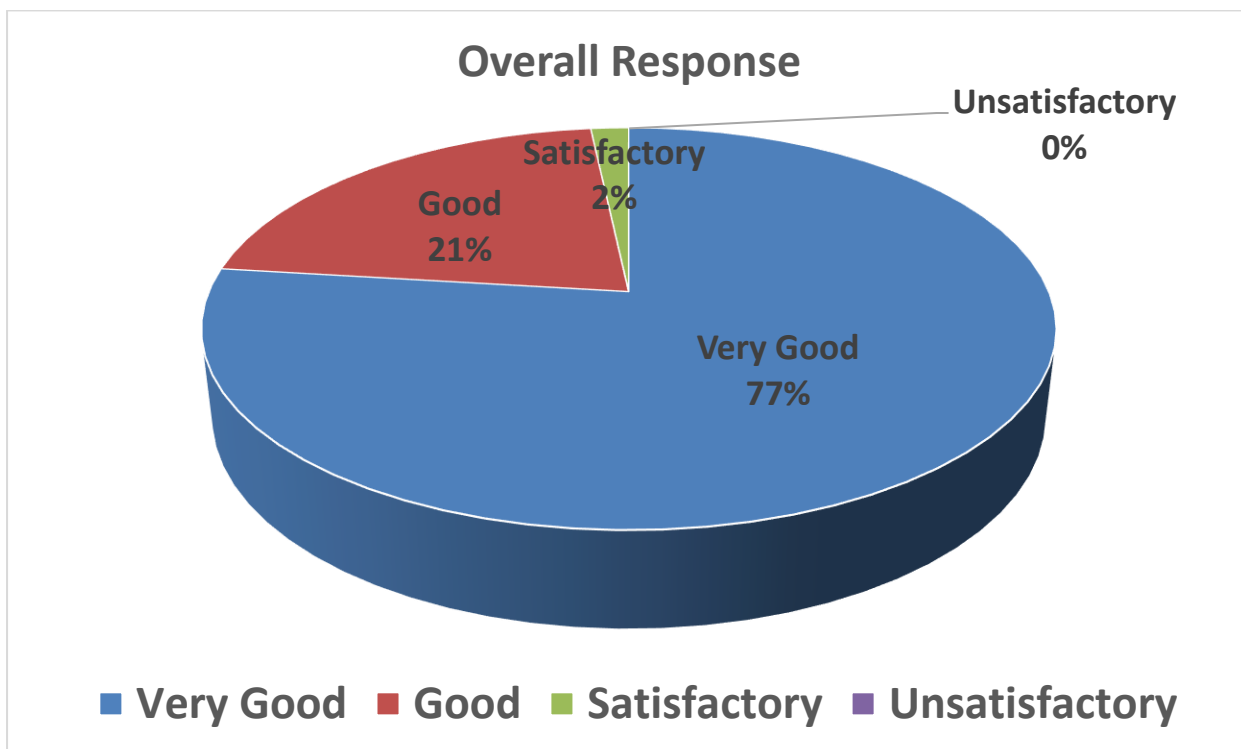
Feedback

Dr. Milind Bhandeo

Subject: Organization & Administration

S. No	Question	Response			
		Very Good	Good	Satisfactory	Unsatisfactory
1.	A	13	0	0	0
2.	B	12	1	0	0
3.	C	12	1	0	0
4.	D	9	4	0	0
5.	E	5	8	0	0
6.	F	11	1	1	0
7.	G	2	10	1	0
8.	H	13	0	0	0
9.	I	13	0	0	0

Total	90	25	2	0
-------	----	----	---	---



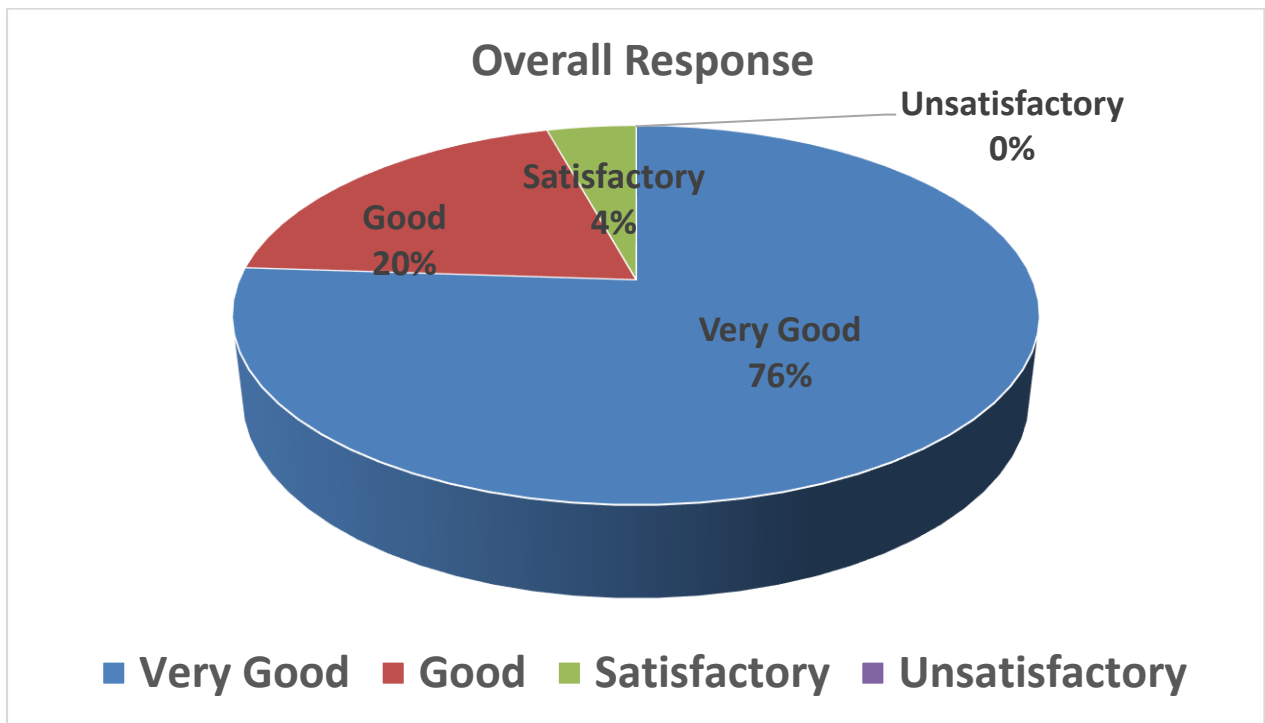
Feedback

Miss. Upasana Vishwakarma

Subject: Education Technology and Methods of Teaching in Physical Education

S. No	Question	Response			
		Very Good	Good	Satisfactory	Unsatisfactory
1.	A	13	0	0	0
2.	B	13	0	0	0
3.	C	10	3	0	0
4.	D	11	2	0	0
5.	E	8	5	0	0
6.	F	7	4	2	0

7.	G	3	8	2	0
8.	H	11	1	1	0
9.	I	13	0	0	0
Total		89	23	5	0



Class: B.P.Ed 3rd Semester 2020-21

Total No. of Students- 10

Questions for Feedback: Questionnaire-1

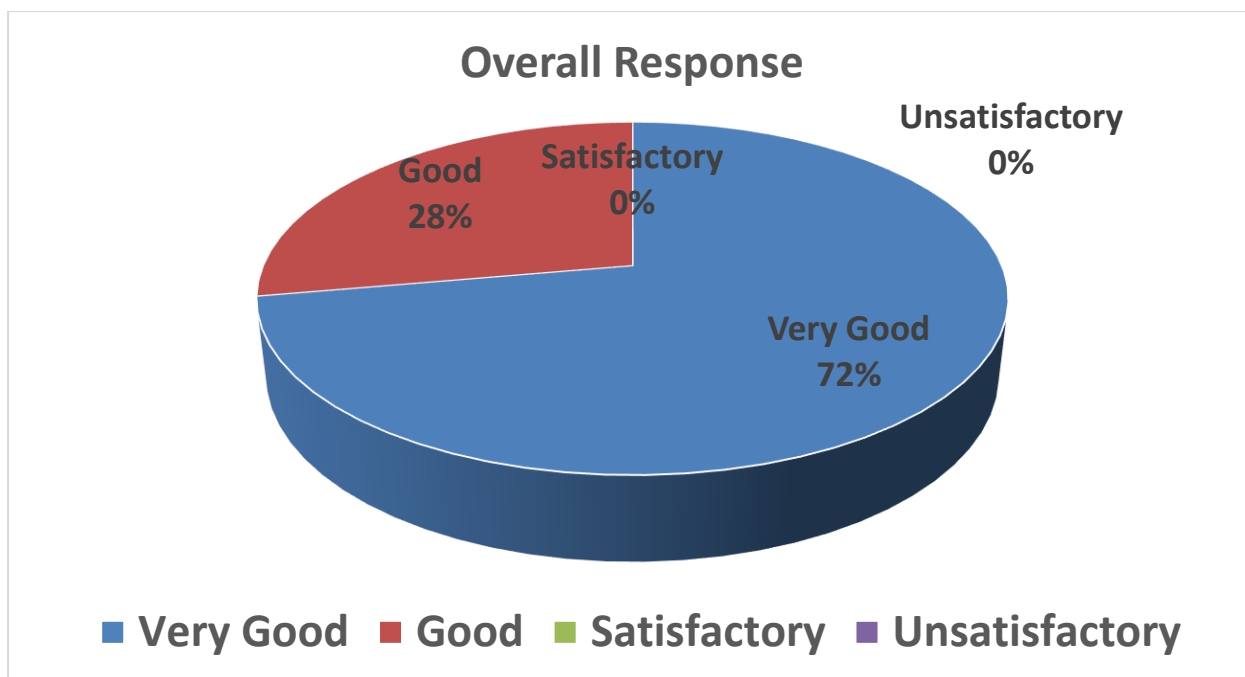
S. No	Question
37.	Depth of the course content including project work, if any
38.	Extent of coverage of course.
39.	Application /relevance to real life situation.
40.	Learning value (in term of knowledge, concepts, manual skills, analytical abilities and broadening perspectives).

41.	Clarity and relevance of textual reading martial
42.	Relevance of additional source of material (Library).
43.	Extent of effort required by students (You) to cope with the course /program.
44.	Provision of sufficient time for feedback.
45.	Overall rating.

Categories of responses for feedback from students

S. No.	Category for response
17.	Very Good
18.	Good
19.	Satisfactory
20.	Unsatisfactory

S. No	Question	Response			
		Very Good	Good	Satisfactory	Unsatisfactory
19.	A	7	3	0	0
20.	B	7	3	0	0
21.	C	7	3	0	0
22.	D	7	3	0	0
23.	E	6	4	0	0
24.	F	6	4	0	0
25.	G	9	1	0	0
26.	H	7	3	0	0
27.	I	9	1	0	0
TOTAL		65	25	0	0



Class: B.P.Ed 3rd Semester 2020-21

Total No. of Students: - 10

S. No.	Subjects	Name of Teacher
9.	Sports Psychology & Sociology	Prof. C.D Agashe
10.	Computer Application	Prof. Rajeev Chuodhary
11.	Sports Training	Prof. Rajeev Choudhary
12.	Sports Medicine & Rehabilitation	Dr. N.M Ghosh

Questions for Feedback: Questionnaire-2

S. No	Question
46.	Knowledge base of the teacher (as perceived by you)
47.	Communication skills (in terms of articulation & comprehensibility)
48.	Sincerity/ Commitment of the teacher
49.	Interest generated by the teacher
50.	Ability to integrate course material with others environment / other issues, to provide a broader perspective
51.	Ability to integrate content with other courses
52.	Accessibility of the teacher in & out of the class (include availability of the teacher to motivate further study & discussion outside class)
53.	Ability to design quizzes /tests/assignment/ examination & projects to evaluate students understanding of the course

54.	Overall rating
------------	----------------

Categories of responses for feedback from students

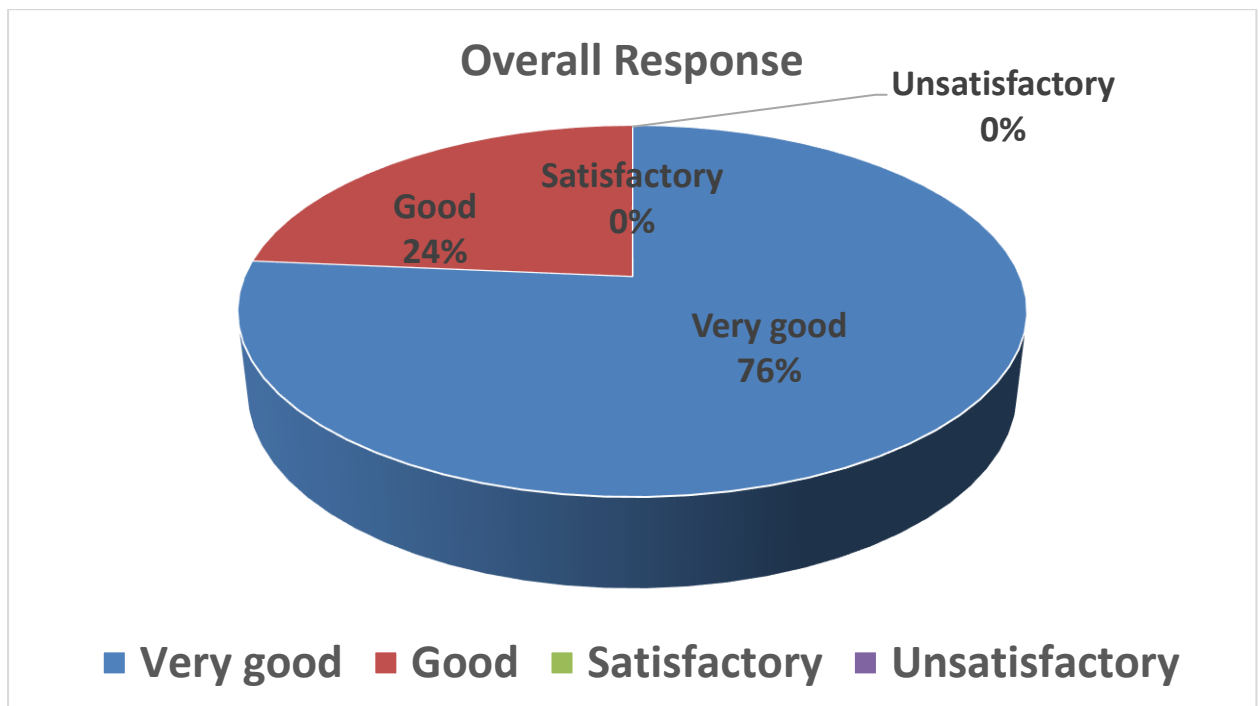
S. No.	Category for response
21.	Very Good
22.	Good
23.	Satisfactory
24.	Unsatisfactory

Feedback

Prof. Rajeev Choudhary

Subject: Computer Application

S.N	Question	Response			
		Very good	Good	Satisfactory	Unsatisfactory
19.	A	7	3	0	0
20.	B	5	5	0	0
21.	C	7	3	0	0
22.	D	7	2	0	0
23.	E	9	1	0	0
24.	F	8	2	0	0
25.	G	7	3	0	0
26.	H	8	2	0	0
27.	I	10	0	0	0
Total		68	21	0	0

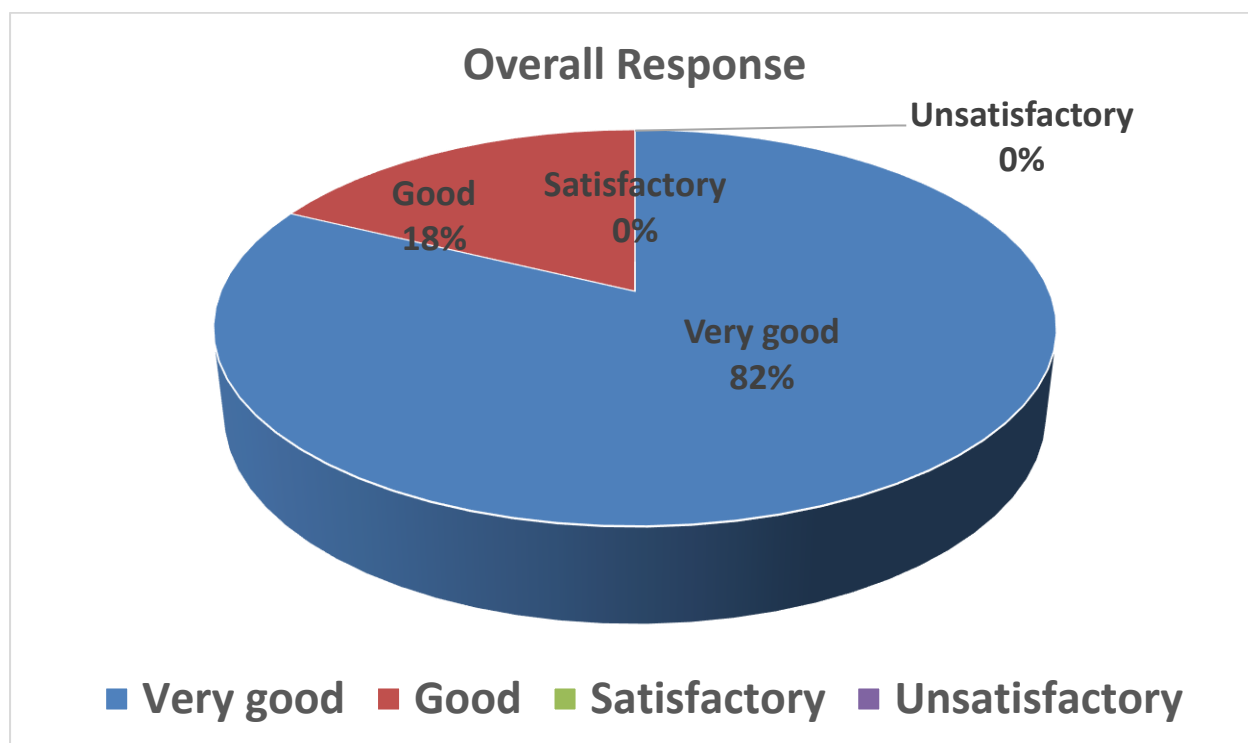


Feedback

Prof. Rajeev Choudhary

Subject: Sports Training

S.N	Question	Response			
		Very good	Good	Satisfactory	Unsatisfactory
1.	A	9	1	0	0
2.	B	9	1	0	0
3.	C	9	1	0	0
4.	D	9	1	0	0
5.	E	7	3	0	0
6.	F	6	4	0	0
7.	G	6	4	0	0
8.	H	10	0	0	0
9.	I	9	1	0	0
Total		74	16	0	0

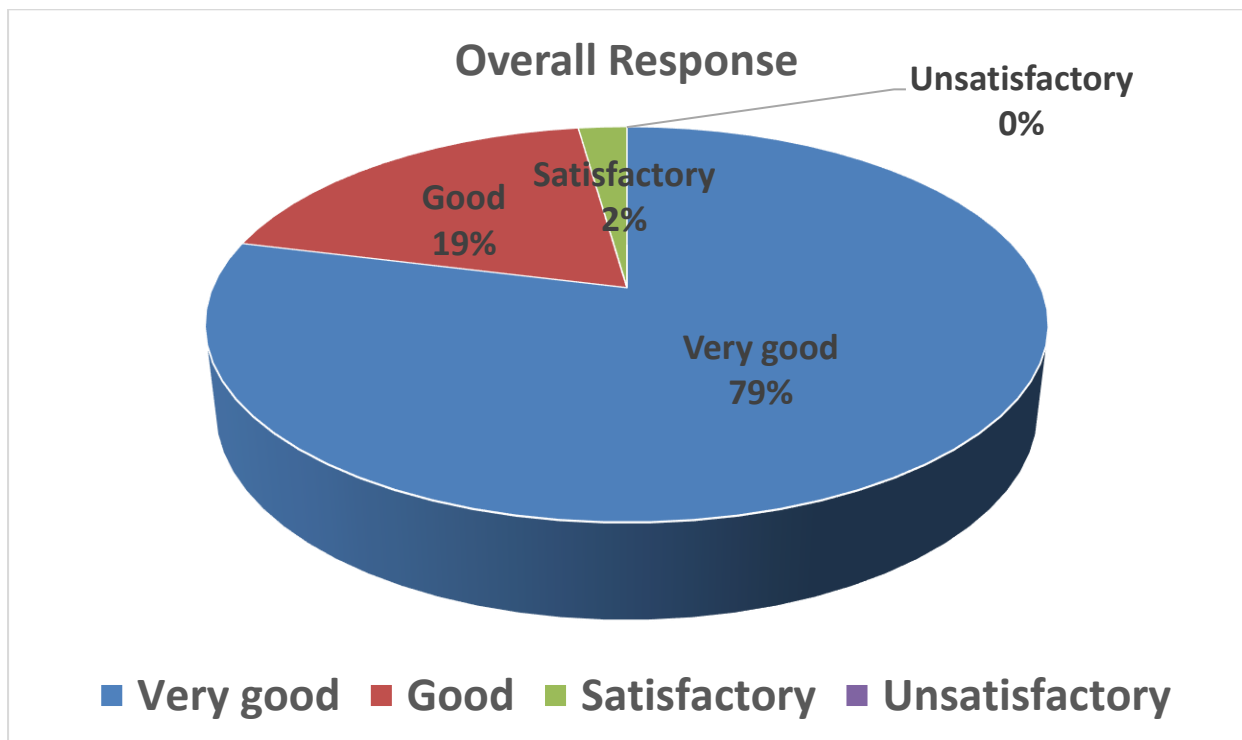


Feedback

Prof. C.D Agashe

Subject: Sports Psychology & Sociology

S.N	Question	Response			
		Very good	Good	Satisfactory	Unsatisfactory
1.	A	9	1	0	0
2.	B	9	1	0	0
3.	C	9	1	0	0
4.	D	8	2	0	0
5.	E	7	3	0	0
6.	F	9	0	1	0
7.	G	7	2	1	0
8.	H	5	5	0	0
9.	I	8	2	0	0
Total		71	17	2	0

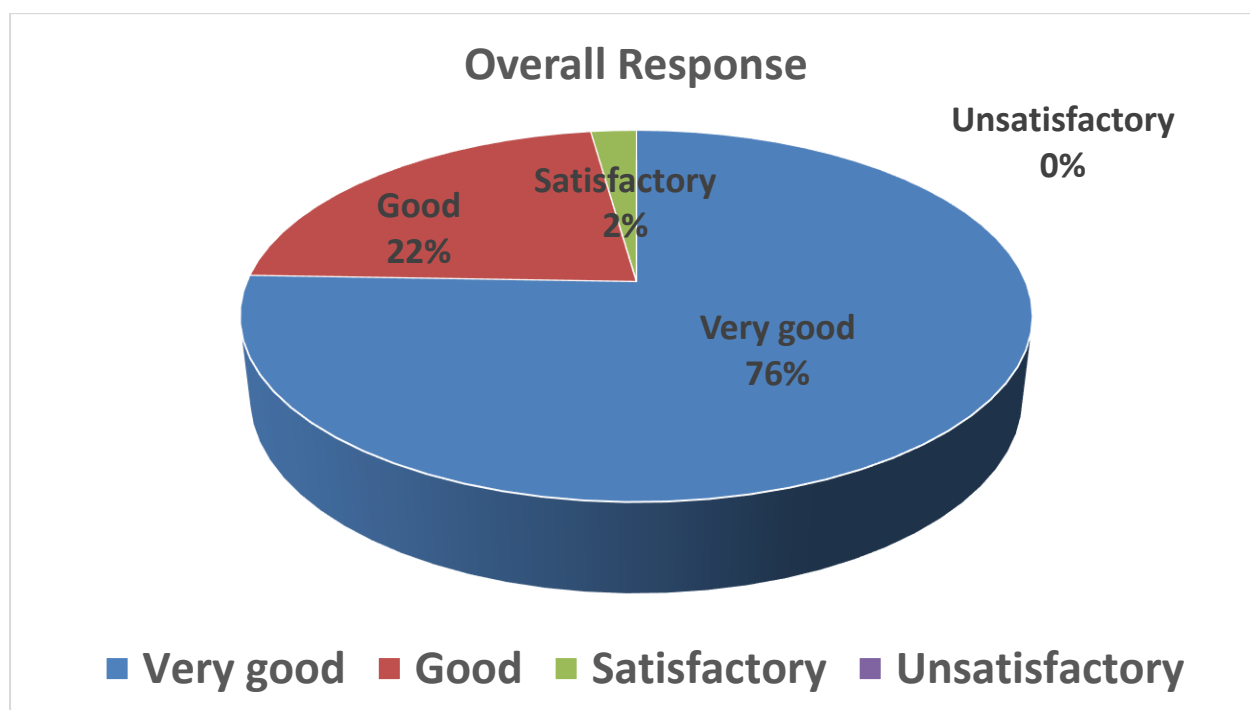


Feedback

Dr. N.M Ghosh

Subject: Sports Medicine & Rehabilitation

S.N	Question	Response			
		Very good	Good	Satisfactory	Unsatisfactory
1.	A	9	1	0	0
2.	B	8	2	0	0
3.	C	8	2	0	0
4.	D	6	3	1	0
5.	E	8	2	0	0
6.	F	8	2	0	0
7.	G	7	2	1	0
8.	H	6	4	0	0
9.	I	8	2	0	0
Total		68	20	2	0



Class: B.P.Ed 4th Semester 2020-21

Total No. of Students- 2020-21

Questions for Feedback: Questionnaire-1

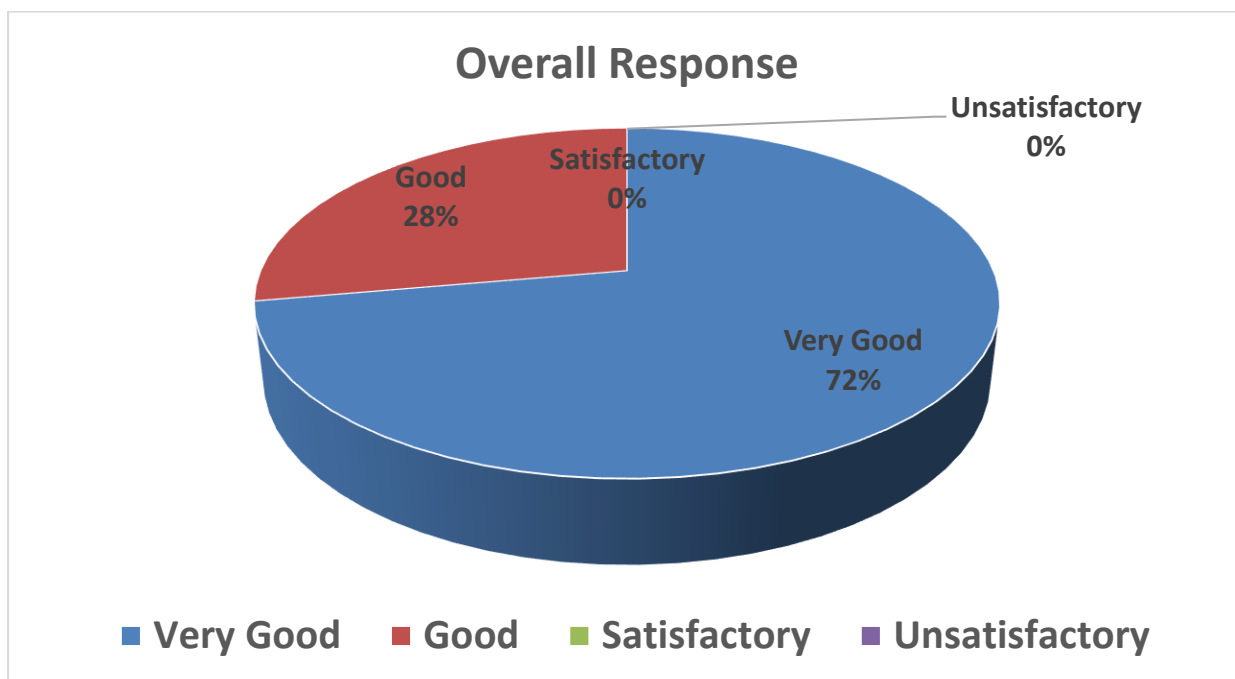
S. No	Question
1.	Depth of the course content including project work, if any
2.	Extent of coverage of course.
3.	Application /relevance to real life situation.
4.	Learning value (in term of knowledge, concepts, manual skills, analytical abilities and broadening perspectives).
5.	Clarity and relevance of textual reading material
6.	Relevance of additional source of material (Library).
7.	Extent of effort required by students (You) to cope with the course /program.
8.	Provision of sufficient time for feedback.
9.	Overall rating.

Categories of responses for feedback from students

S. No.	Category for response
1.	Very Good
2.	Good
3.	Satisfactory
4.	Unsatisfactory

S. No	Question	Response
--------------	-----------------	-----------------

		Very Good	Good	Satisfactory	Unsatisfactory
1.	A	10	0	0	0
2.	B	10	0	0	0
3.	C	5	5	0	0
4.	D	4	6	0	0
5.	E	5	5	0	0
6.	F	7	3	0	0
7.	G	7	3	0	0
8.	H	8	2	0	0
9.	I	9	1	0	0
TOTAL		65	25	0	0



Feedback

Class: B.P.Ed 4th Semester 2020-21

Total No. of Students: - 10

S. No.	Subjects	Name of Teacher
--------	----------	-----------------

13.	Test Measurement and Evaluation	Prof. C.D Agashe
14.	Research and Statistics in Physical Education	Prof. Rajeev Choudhary
15.	Kinesiology & Biomechanics	Dr. N.M Ghosh
16.	Sports Management	Miss Upasana Vishwakarma

Questions for Feedback: Questionnaire-2

S. No	Question
55.	Knowledge base of the teacher (as perceived by you)
56.	Communication skills (in terms of articulation & comprehensibility)
57.	Sincerity/ Commitment of the teacher
58.	Interest generated by the teacher
59.	Ability to integrate course material with others environment / other issues, to provide a broader perspective
60.	Ability to integrate content with other courses
61.	Accessibility of the teacher in & out of the class (include availability of the teacher to motivate further study & discussion outside class)
62.	Ability to design quizzes /tests/assignment/ examination & projects to evaluate students understanding of the course
63.	Overall rating

Categories of responses for feedback from students

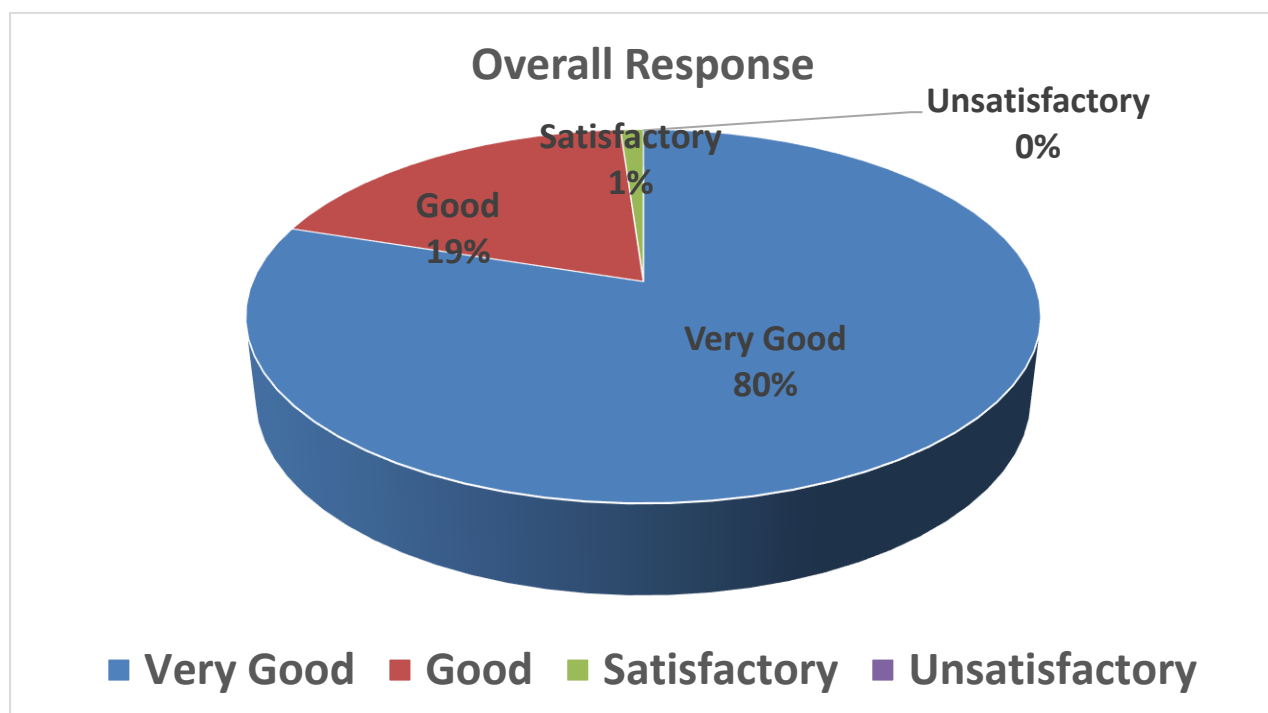
S. No.	Category for response
25.	Very Good
26.	Good
27.	Satisfactory
28.	Unsatisfactory

Feedback

Prof. Rajeev Choudhary

Subject: Research and Statistics in Physical Education

S. No	Question	Response			
		Very Good	Good	Satisfactory	Unsatisfactory
1.	A	10	0	0	0
2.	B	9	1	0	0
3.	C	9	1	0	0
4.	D	8	2	0	0
5.	E	7	2	1	0
6.	F	6	4	0	0
7.	G	4	6	0	0
8.	H	9	1	0	0
9.	I	10	0	0	0
Total		72	17	1	0

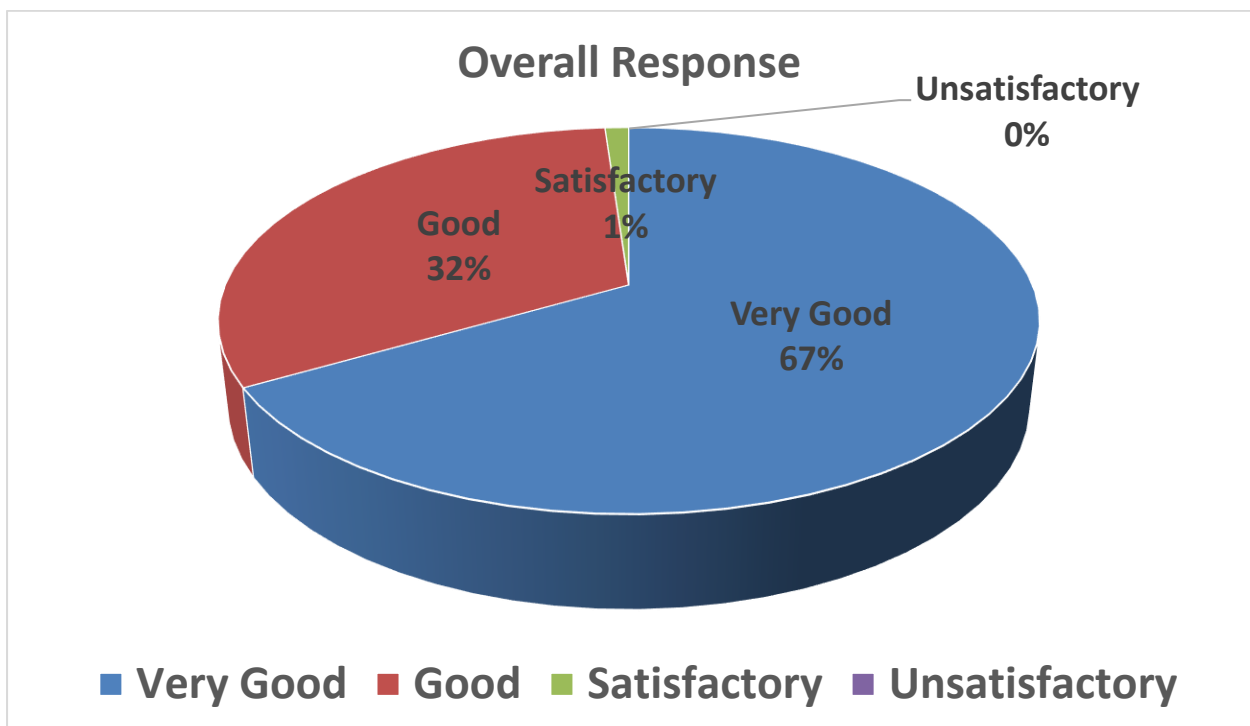


Feedback

Prof. C.D Agashe

Subject: Test Measurement and Evaluation

S. No	Question	Response			
		Very Good	Good	Satisfactory	Unsatisfactory
1.	A	10	0	0	0
2.	B	9	0	1	0
3.	C	9	1	0	0
4.	D	6	4	0	0
5.	E	2	8	0	0
6.	F	5	5	0	0
7.	G	2	8	0	0
8.	H	7	3	0	0
9.	I	10	0	0	0
Total		60	29	1	0

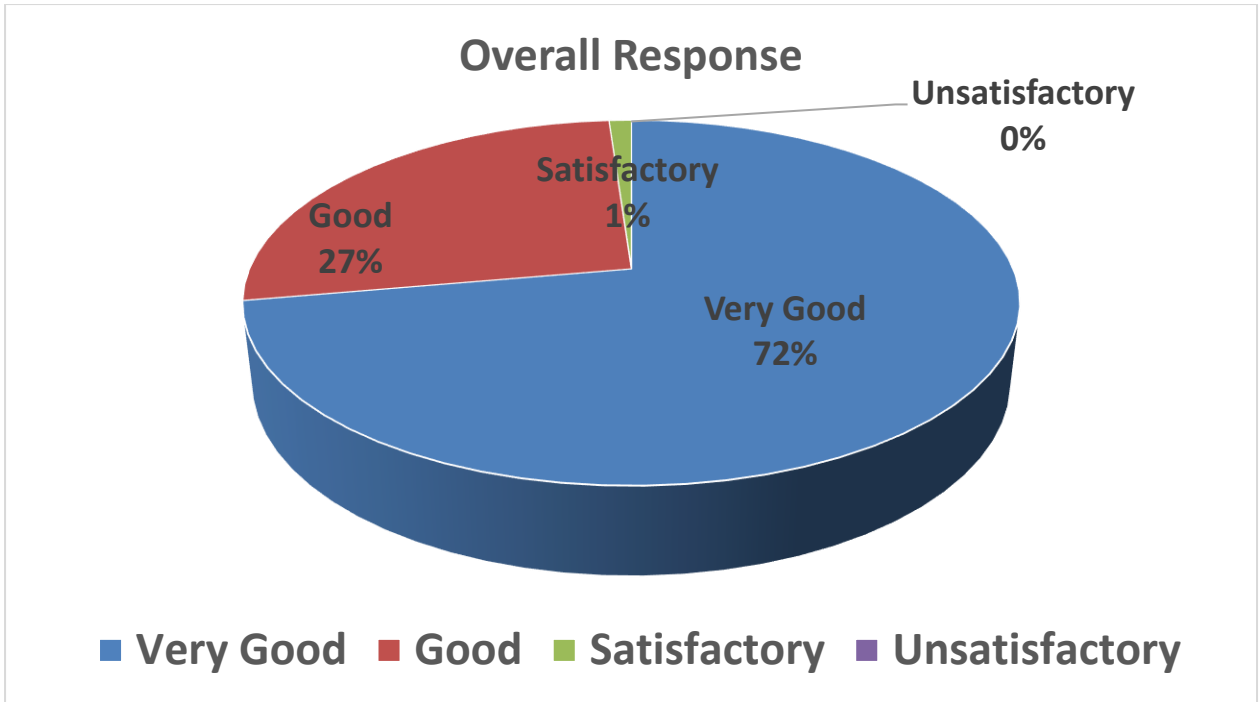


Feedback

Miss Upasana Vishwakarma

Subject: Sports Management

S. No	Question	Response			
		Very Good	Good	Satisfactory	Unsatisfactory
1.	A	9	1	0	0
2.	B	9	1	0	0
3.	C	10	0	0	0
4.	D	7	3	0	0
5.	E	3	7	0	0
6.	F	5	5	0	0
7.	G	4	6	0	0
8.	H	8	1	1	0
9.	I	10	0	0	0
Total		65	24	1	0

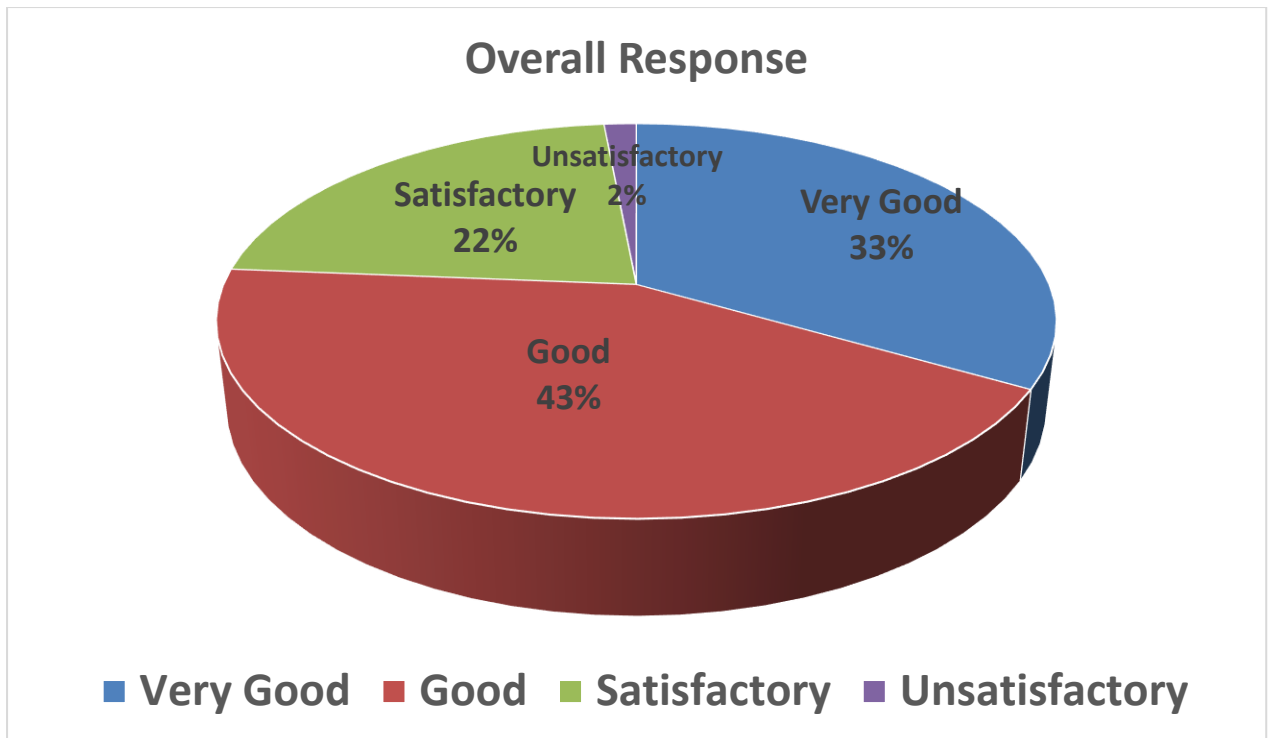


Feedback

Dr. N.M. Ghosh

Subject: Kinesiology and Biomechanics

S. No	Question	Response			
		Very Good	Good	Satisfactory	Unsatisfactory
1.	A	1	10	0	0
2.	B	2	9	1	0
3.	C	3	6	3	1
4.	D	4	1	9	0
5.	E	5	4	6	0
6.	F	6	6	4	0
7.	G	7	3	6	1
8.	H	8	9	1	0
9.	I	9	10	0	0
Total		45	58	30	2



Feedback

Class: M.P.Ed 1st Semester 2020-21

Total No. of Students: - 10

Questions for Feedback: Questionnaire-1

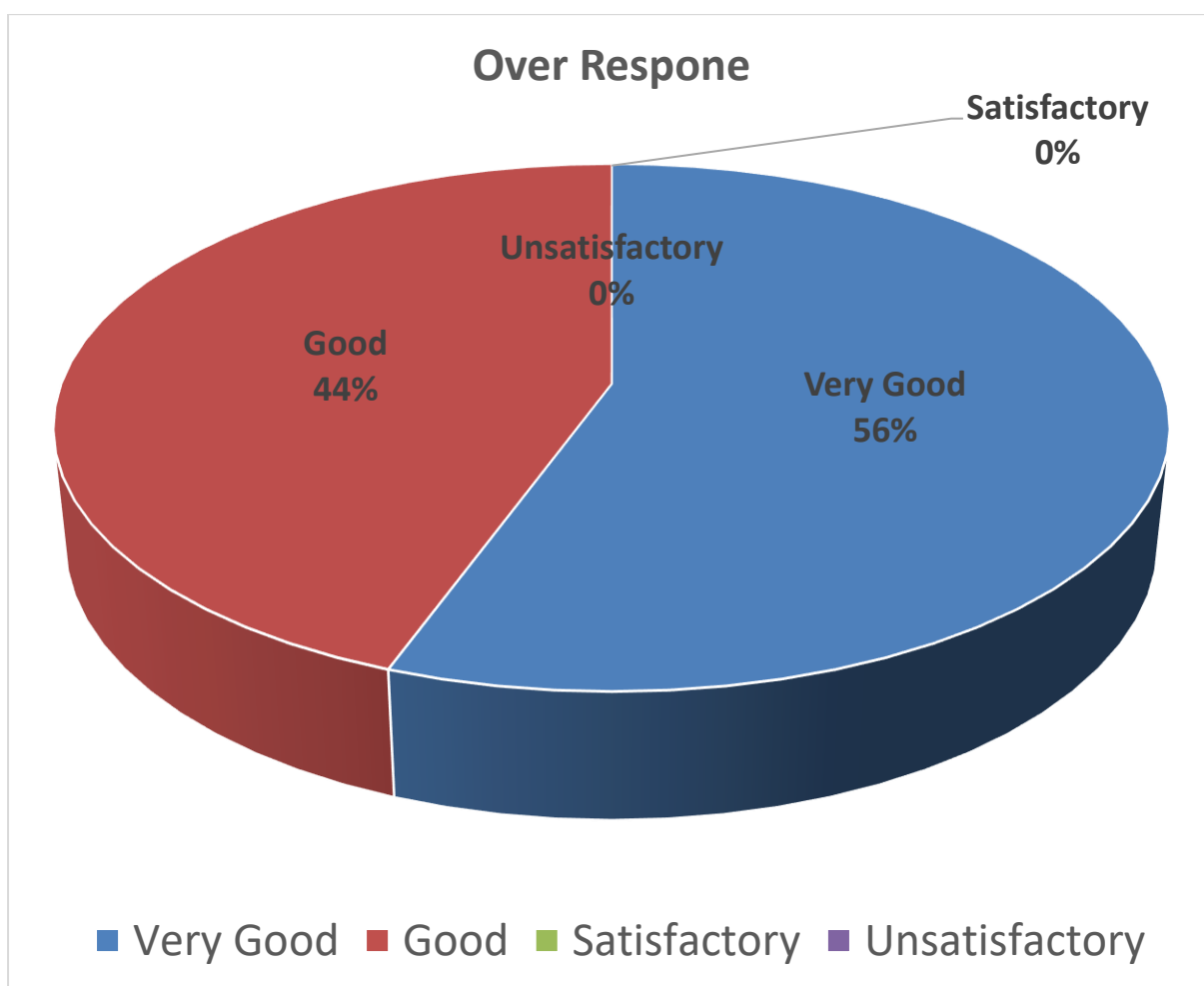
S. No	Question
1.	Depth of the course content including project work, if any
2.	Extent of coverage of course.
3.	Application /relevance to real life situation.
4.	Learning value (in term of knowledge, concepts, manual skills, analytical abilities and broadening perspectives).
5.	Clarity and relevance of textual reading martial

6.	Relevance of additional source of material (Library).
7.	Extent of effort required by students (You) to cope with the course /program.
8.	Provision of sufficient time for feedback.
9.	Overall rating.

Categories of responses for feedback from students

S. No.	Category for response
1.	Very Good
2.	Good
3.	Satisfactory
4.	Unsatisfactory

S. No	Question	Response			
		Very Good	Good	Satisfactory	Unsatisfactory
1.	A	9	1	0	0
2.	B	3	7	0	0
3.	C	4	6	0	0
4.	D	9	1	0	0
5.	E	6	4	0	0
6.	F	2	8	0	0
7.	G	4	6	0	0
8.	H	3	7	0	0
9.	I	10	0	0	0
TOTAL		50	40	0	0



Class: M.P.Ed 1st Semester 2020-21

Total No. of Students: -

S. No.	Subjects	Name of Teacher
17.	Exercise Physiology	Prof. Reeta Venugopal
18.	Test Measurement & evaluation in physical education	Prof. C.D. Agashe
19.	Professional Preparation and Curriculum design	Dr. Milind Bhandeo
20.	Management Of Physical Education	Miss. Upasana Vishwakarma

Questions for Feedback: Questionnaire-2

S. No	Question
10.	Knowledge base of the teacher (as perceived by you)
11.	Communication skills (in terms of articulation & comprehensibility)

12.	Sincerity/ Commitment of the teacher
13.	Interest generated by the teacher
14.	Ability to integrate course material with others environment / other issues, to provide a broader perspective
15.	Ability to integrate content with other courses
16.	Accessibility of the teacher in & out of the class (include availability of the teacher to motivate further study & discussion outside class)
17.	Ability to design quizzes /tests/assignment/ examination & projects to evaluate students understanding of the course
18.	Overall rating

Categories of responses for feedback from students

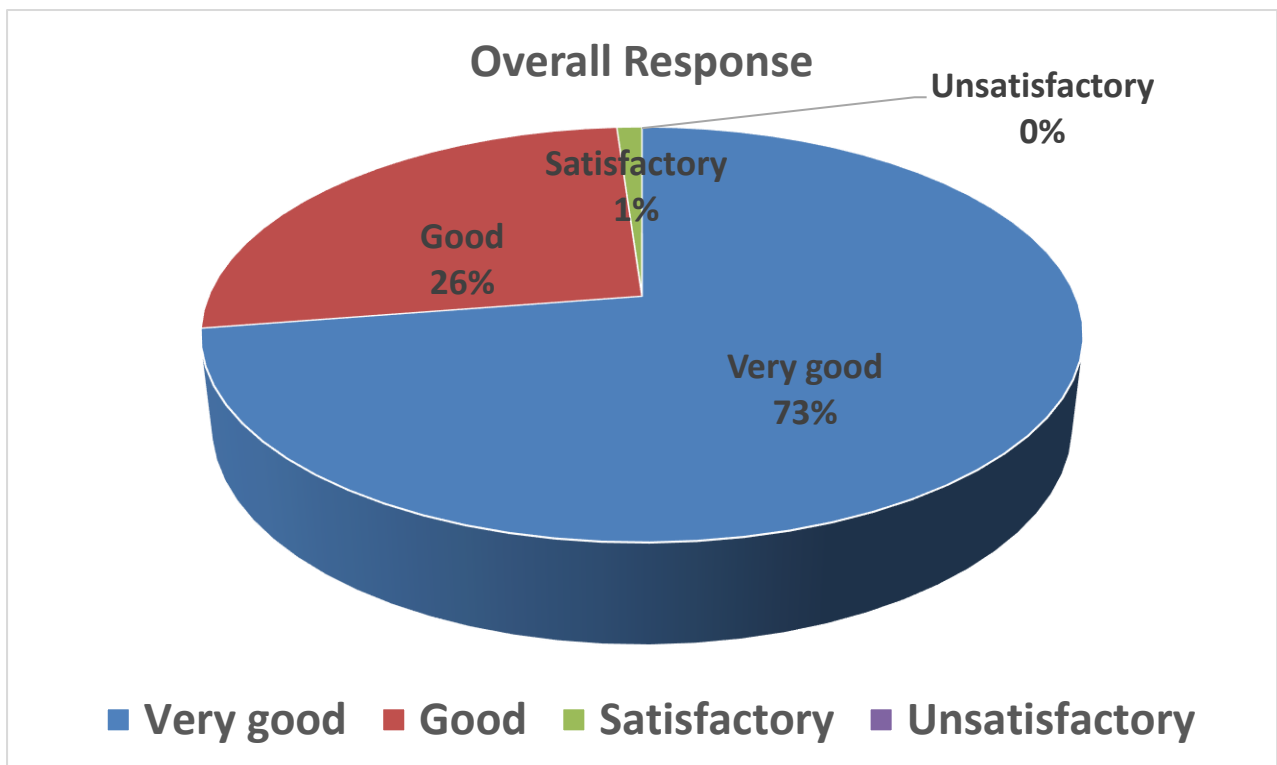
S. No.	Category for response
5.	Very Good
6.	Good
7.	Satisfactory
8.	Unsatisfactory

Feedback

Prof. Reeta Venugopal

Subject: Exercise Physiology

S.N	Question	Response			
		Very good	Good	Satisfactory	Unsatisfactory
28.	A	10	0	0	0
29.	B	9	2	0	0
30.	C	6	4	0	0
31.	D	10	0	0	0
32.	E	6	4	0	0
33.	F	6	4	0	0
34.	G	3	6	1	0
35.	H	6	4	0	0
36.	I	10	0	0	0
Total		66	24	1	0

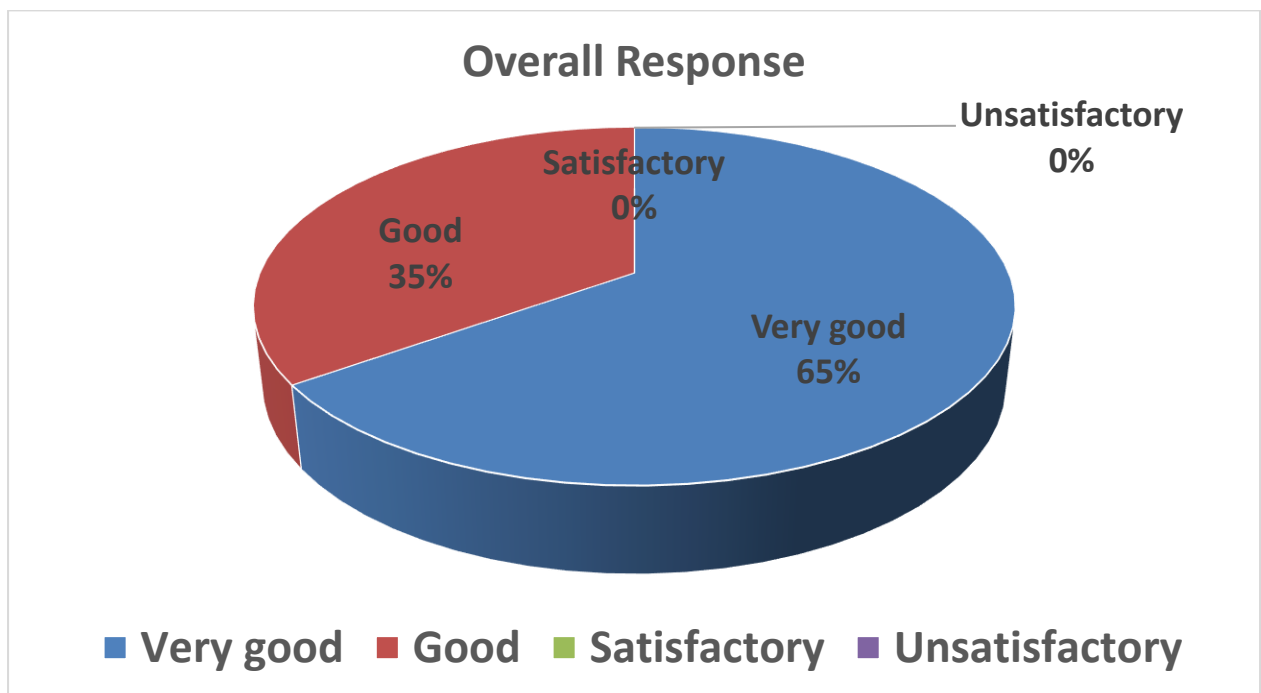


Feedback

Prof. C.D. Agashe

Subject: Test Measurement

S.N	Question	Response			
		Very good	Good	Satisfactory	Unsatisfactory
10.	A	9	1	0	0
11.	B	8	2	0	0
12.	C	7	3	0	0
13.	D	8	2	0	0
14.	E	4	6	0	0
15.	F	5	4	0	0
16.	G	1	9	0	0
17.	H	6	4	0	0
18.	I	10	0	0	0
Total		58	31	0	0

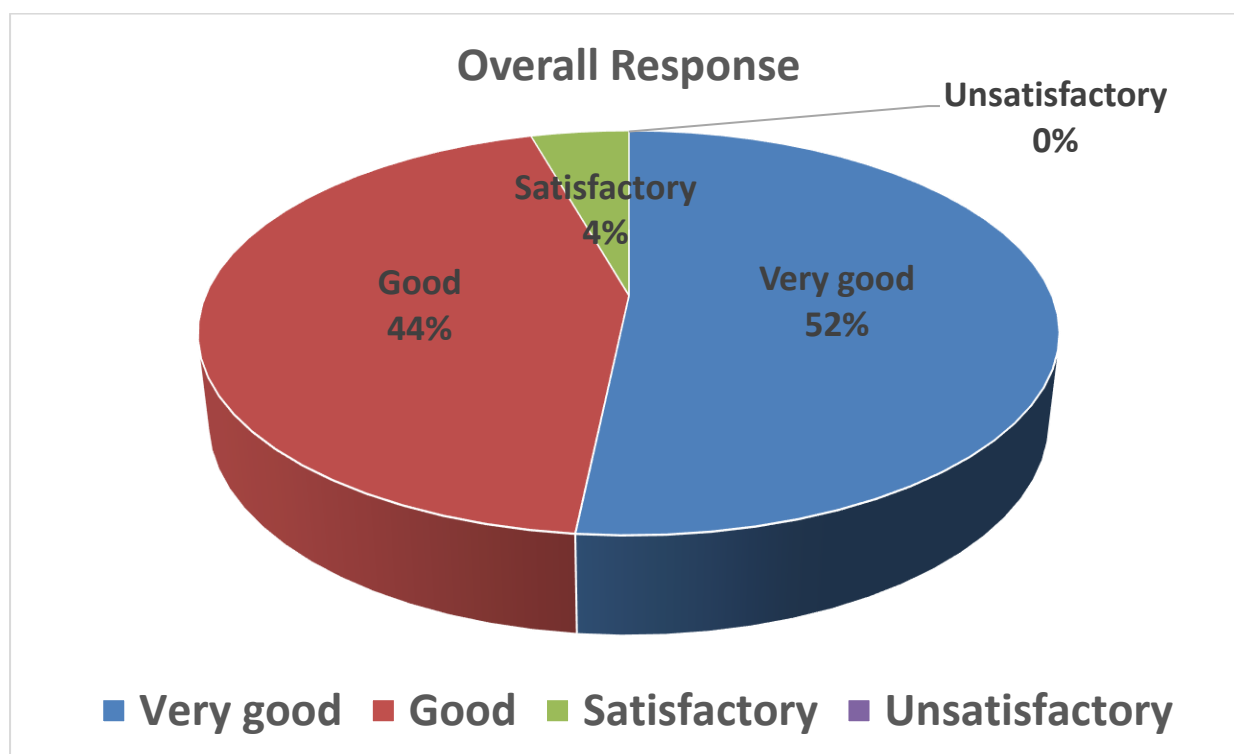


Feedback

Dr. Milind Bhandeo

Subject: Professional Preparation and Curriculum design

S.N	Question	Response			
		Very good	Good	Satisfactory	Unsatisfactory
10.	A	7	3	0	0
11.	B	3	7	0	0
12.	C	4	6	0	0
13.	D	5	5	0	0
14.	E	6	4	0	0
15.	F	5	6	0	0
16.	G	1	5	4	0
17.	H	6	4	0	0
18.	I	10	0	0	0
Total		47	40	4	0

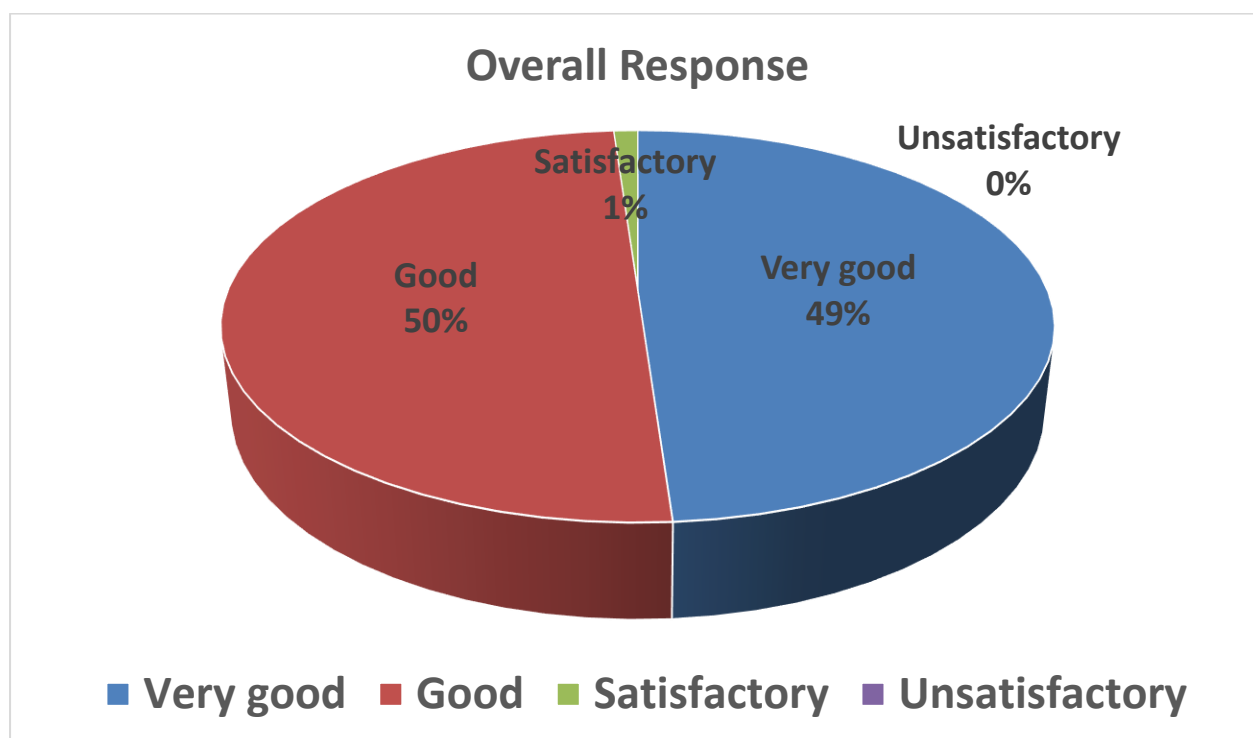


Feedback

Miss. Upasana Vishwakarma

Subject: Management of Physical Education

S.N	Question	Response			
		Very good	Good	Satisfactory	Unsatisfactory
10.	A	6	4	0	0
11.	B	4	6	0	0
12.	C	6	4	0	0
13.	D	4	6	0	0
14.	E	4	6	0	0
15.	F	3	7	0	0
16.	G	1	8	1	0
17.	H	6	4	0	0
18.	I	10	0	0	0
Total		44	45	1	0



Class: M.P.Ed. 2nd Semester 2020-21

Total No. of Students- 28

Questions for Feedback: Questionnaire-1

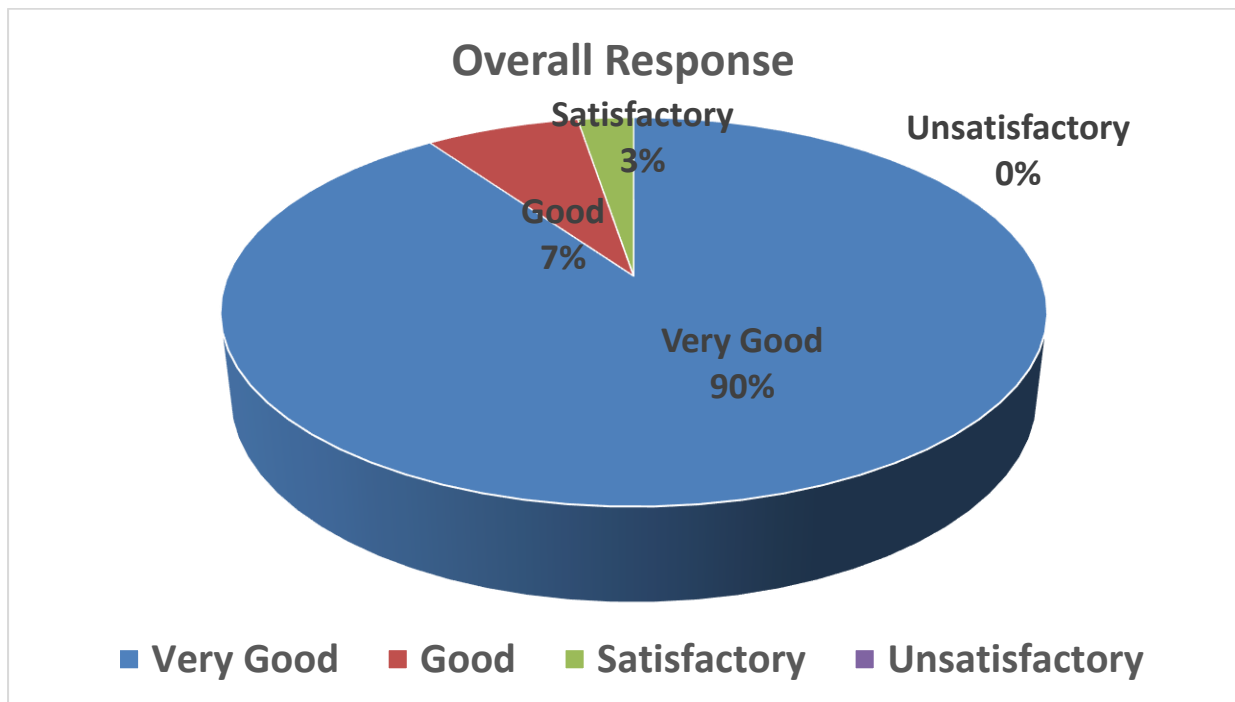
S. No	Question
19.	Depth of the course content including project work, if any
20.	Extent of coverage of course.
21.	Application /relevance to real life situation.
22.	Learning value (in term of knowledge, concepts, manual skills, analytical abilities and broadening perspectives).
23.	Clarity and relevance of textual reading material
24.	Relevance of additional source of material (Library).
25.	Extent of effort required by students (You) to cope with the course /program.
26.	Provision of sufficient time for feedback.
27.	Overall rating.

Categories of responses for feedback from students

S. No.	Category for response
9.	Very Good
10.	Good
11.	Satisfactory
12.	Unsatisfactory

S. No	Question	Response			
		Very Good	Good	Satisfactory	Unsatisfactory
28.	A	16	1	0	0
29.	B	15	2	0	0
30.	C	17	0	0	0

31.	D	16	0	1	0
32.	E	14	2	1	0
33.	F	11	5	1	0
34.	G	15	1	1	0
35.	H	17	0	0	0
36.	I	17	0	0	0
TOTAL		138	11	4	0



CLASS: M.P.Ed 2nd Semester 2020-21

Total no. of Student- 17

S.NO.	SUBJECT	TEACHER
1	Research Process	Prof. Reeta Venugopal
2	Training Method	Prof. C.D. Agashe
3	Computer & Statistics	Prof. Rajeev Choudhary
4	Biomechanics	Dr. Milind Bhandeo

FEEDBACK QUESTIONNAIRE: 2

1	Knowledge base of the teacher (as perceived by you)
2	Communication skills (in terms of articulation & comprehensibility)

3	Sincerity/ Commitment of the teacher
4	Interest generated by the teacher
5	Ability to integrate course material with others environment / other issues, to provide a broader perspective
6	Ability to integrate content with other courses
7	Accessibility of the teacher in & out of the class (include availability of the teacher to motivate further study & discussion outside class)
8	Ability to design quizzes /tests/assignment/ examination & projects to evaluate students understanding of the course
9	Overall rating

FEEDBACK RESPONSE

S.No.	Category
1	Very Good
2	Good
3	Satisfactory
4	Unsatisfactory

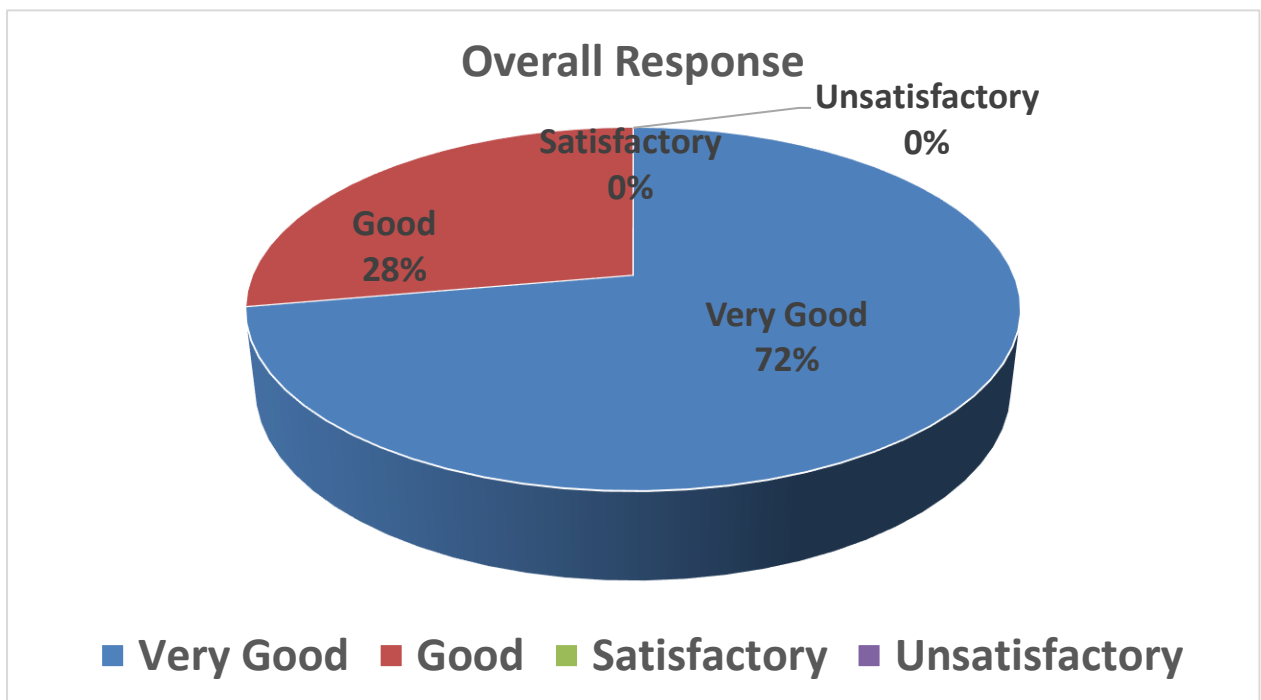
Feedback

Prof. Reeta Venugopal

Subject – Research Process

S. No	Question	Response			
		Very Good	Good	Satisfactory	Unsatisfactory
1.	A	10	0	0	0
2.	B	10	0	0	0

3.	C	8	2	0	0
4.	D	10	0	0	0
5.	E	5	5	0	0
6.	F	4	6	0	0
7.	G	2	8	0	0
8.	H	6	4	0	0
9.	I	10	0	0	0
TOTAL		65	25	0	0



Feedback

Prof. Rajeev Choudhary

Subject –Computer & Statistics

S. No	Question	Response			
		Very Good	Good	Satisfactory	Unsatisfactory
1.	A	10	0	0	0

2.	B	7	3	0	0
3.	C	9	1	0	0
4.	D	9	1	0	0
5.	E	8	2	0	0
6.	F	5	5	0	0
7.	G	1	9	0	0
8.	H	6	4	0	0
9.	I	10	0	0	0
TOTAL		65	25	0	0



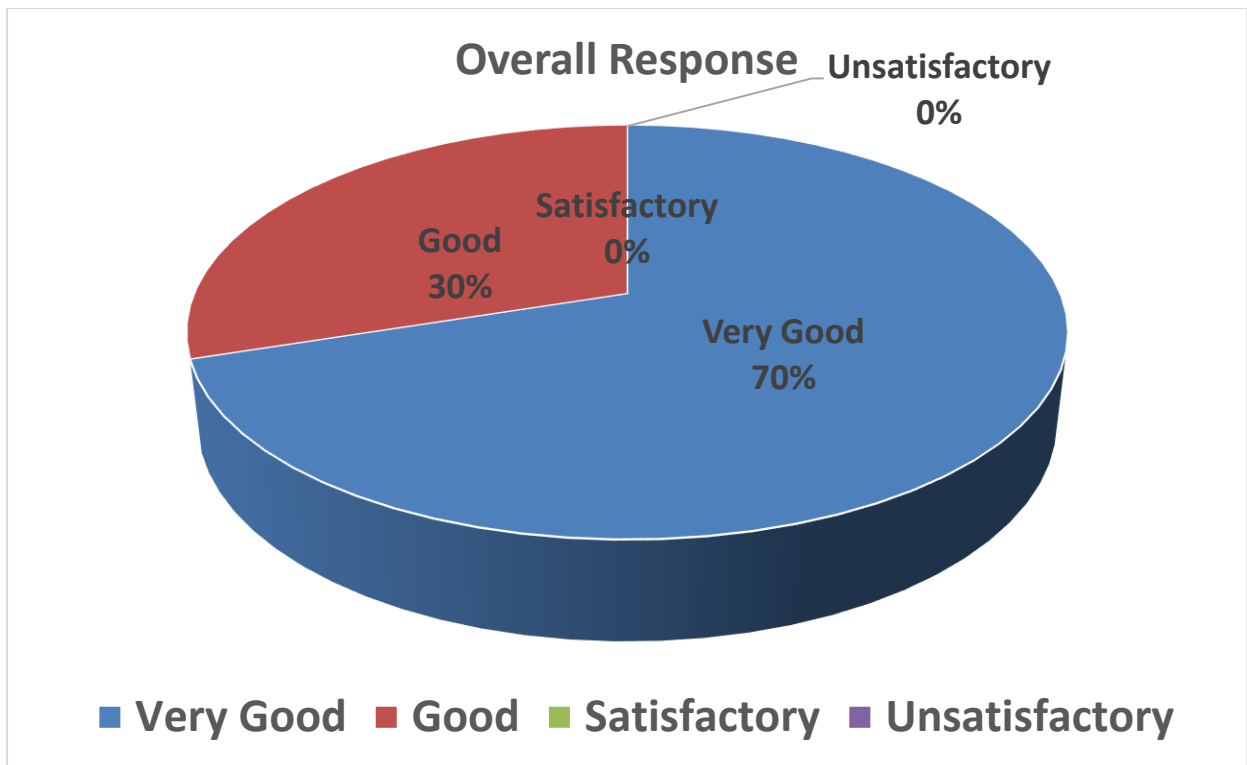
Feedback

Prof. C.D. Agashe

Subject – Training Method

S. No	Question	Response			
		Very Good	Good	Satisfactory	Unsatisfactory
1.	A	10	0	0	0
2.	B	7	3	0	0
3.	C	10	0	0	0
4.	D	7	3	0	0

5.	E	5	5	0	0
6.	F	7	3	0	0
7.	G	1	9	0	0
8.	H	6	4	0	0
9.	I	10	0	0	0
TOTAL		63	27	0	0



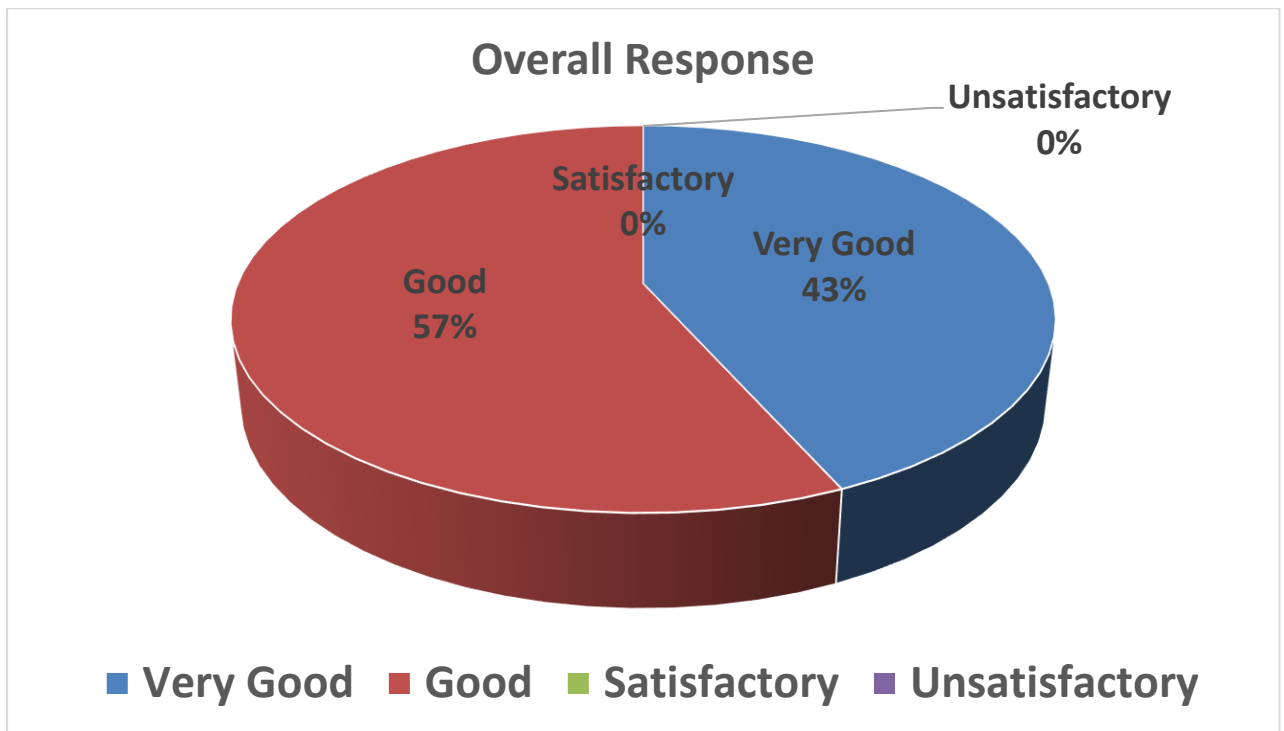
Feedback

Dr. Milind Bhandeo

Subject – Biomechanics

S. No	Question	Response			
		Very Good	Good	Satisfactory	Unsatisfactory
1.	A	7	3	0	0
2.	B	2	8	0	0
3.	C	5	5	0	0

4.	D	2	8	0	0
5.	E	2	8	0	0
6.	F	7	3	0	0
7.	G	1	9	0	0
8.	H	4	6	0	0
9.	I	9	1	0	0
TOTAL		39	51	0	0



Class: M.P.Ed. 3rd Semester 2020-21

Total No. of Students- 10

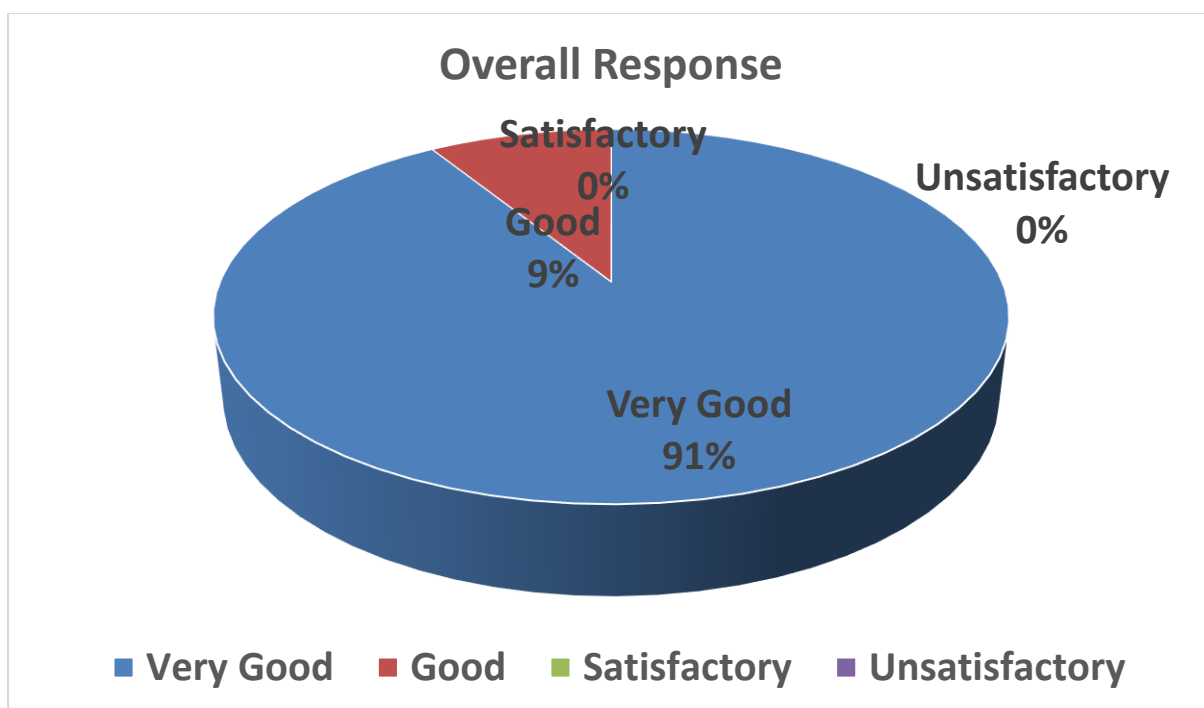
Questions for Feedback: Questionnaire-1

S. No	Question
28.	Depth of the course content including project work, if any
29.	Extent of coverage of course.
30.	Application /relevance to real life situation.
31.	Learning value (in term of knowledge, concepts, manual skills, analytical abilities and broadening perspectives).
32.	Clarity and relevance of textual reading material
33.	Relevance of additional source of material (Library).
34.	Extent of effort required by students (You) to cope with the course /program.
35.	Provision of sufficient time for feedback.
36.	Overall rating.

Categories of responses for feedback from students

S. No.	Category for response
13.	Very Good
14.	Good
15.	Satisfactory
16.	Unsatisfactory

S. No	Question	Response			
		Very Good	Good	Satisfactory	Unsatisfactory
37.	A	10	0	0	0
38.	B	10	0	0	0
39.	C	10	0	0	0
40.	D	9	1	0	0
41.	E	8	2	0	0
42.	F	9	1	0	0
43.	G	7	3	0	0
44.	H	9	1	0	0
45.	I	10	0	0	0
TOTAL		82	8	0	0



Class: M.P.Ed 3rd Semester 2020-21

Total No. of Students: -10

S. No.	Subjects	Name of Teacher
21.	Sports Medicine	Prof. Reeta Venugopal
22.	Specialization	Prof. Reeta Venugopal
23.	Psychology of coaching & counselling	Prof. C.D. Agashe
24.	Scientific coaching methods	Prof. Rajeev Choudhary

Questions for Feedback: Questionnaire-2

S. No	Question
37.	Knowledge base of the teacher (as perceived by you)
38.	Communication skills (in terms of articulation & comprehensibility)
39.	Sincerity/ Commitment of the teacher
40.	Interest generated by the teacher
41.	Ability to integrate course material with others environment / other issues, to provide a broader perspective
42.	Ability to integrate content with other courses
43.	Accessibility of the teacher in & out of the class (include availability of the teacher to motivate further study & discussion outside class)
44.	Ability to design quizzes /tests/assignment/ examination & projects to evaluate students understanding of the course
45.	Overall rating

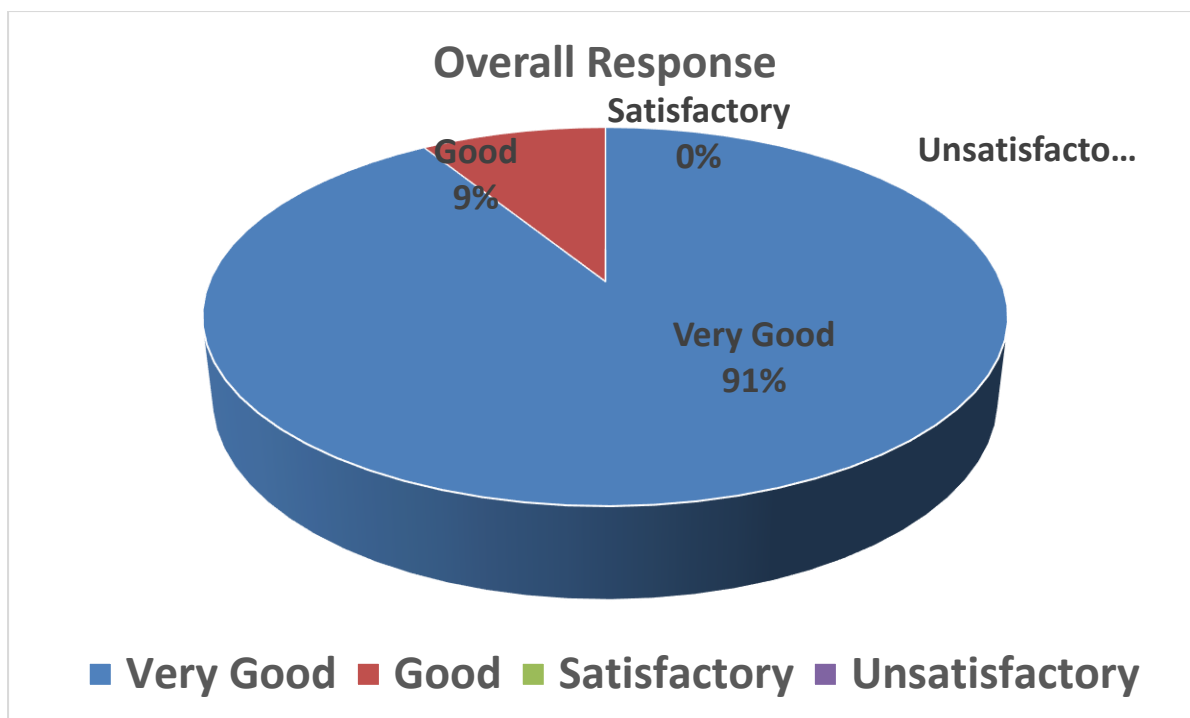
Categories of responses for feedback from students

S. No.	Category for response
17.	Very Good
18.	Good
19.	Satisfactory
20.	Unsatisfactory

Prof. Reeta Venugopal

Subject _Sports Medicine

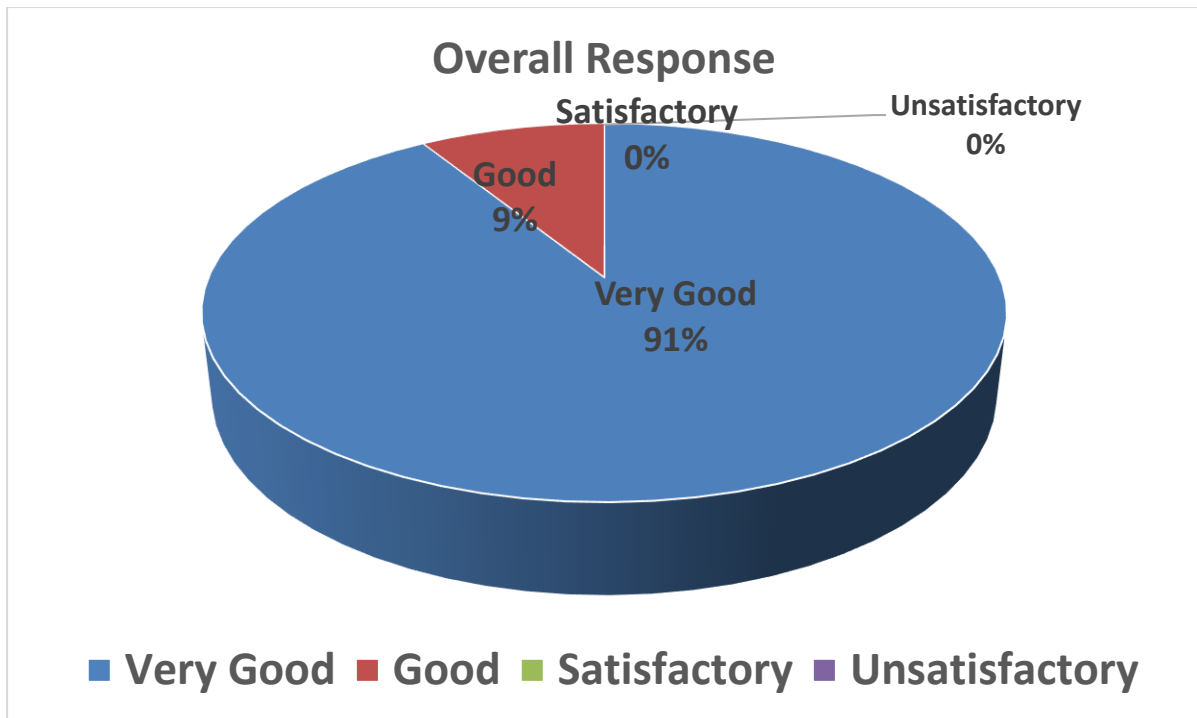
S.N.	Question	Response			
		Very Good	Good	Satisfactory	Unsatisfactory
1	A	10	0	0	0
2	B	10	0	0	0
3	C	7	3	0	0
4	D	8	2	0	0
5	E	9	1	0	0
6	F	9	1	0	0
7	G	9	1	0	0
8	H	9	1	0	0
9	I	10	0	0	0
Total		83	7	0	0



Prof. Rajeev Choudhary

Subject -Scientific coaching methods

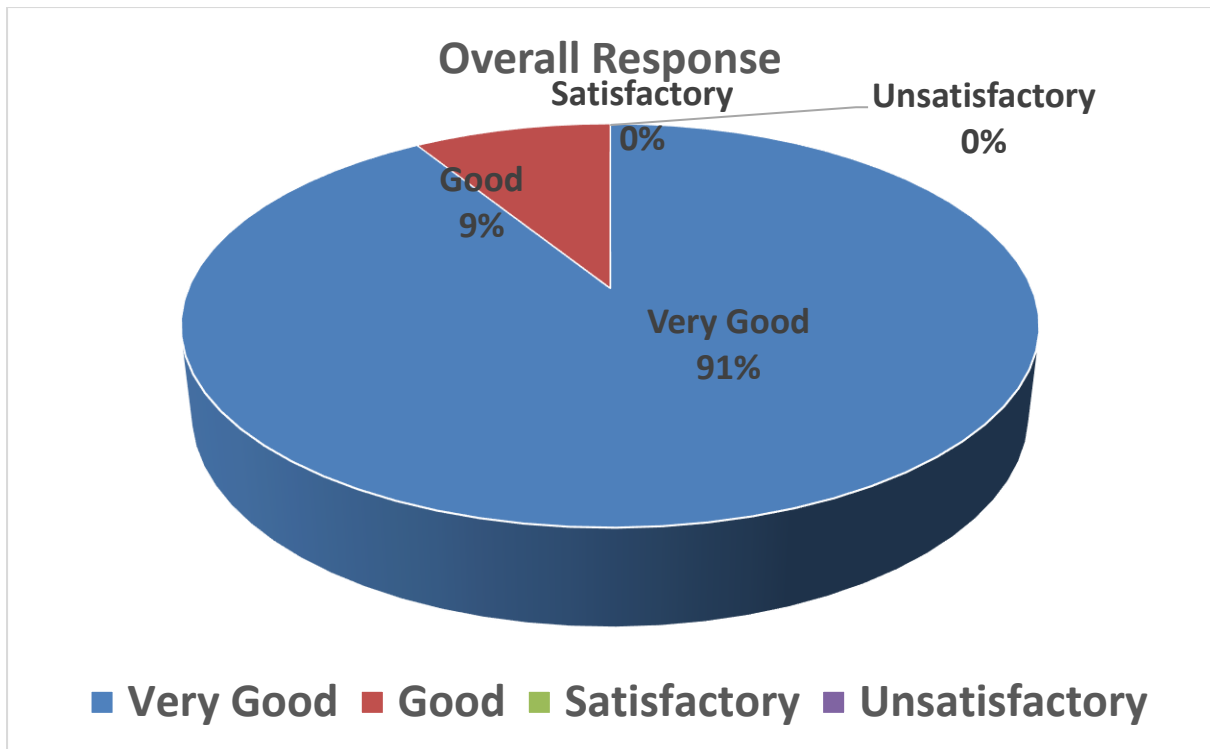
S.N.	Question	Response			
		Very Good	Good	Satisfactory	Unsatisfactory
1	A	10	0	0	0
2	B	10	0	0	0
3	C	9	1	0	0
4	D	8	2	0	0
5	E	9	1	0	0
6	F	8	2	0	0
7	G	10	0	0	0
8	H	9	1	0	0
9	I	10	0	0	0
Total		83	7	0	0



Prof. C.D. Agashe

Subject – Psychology of coaching & counseling

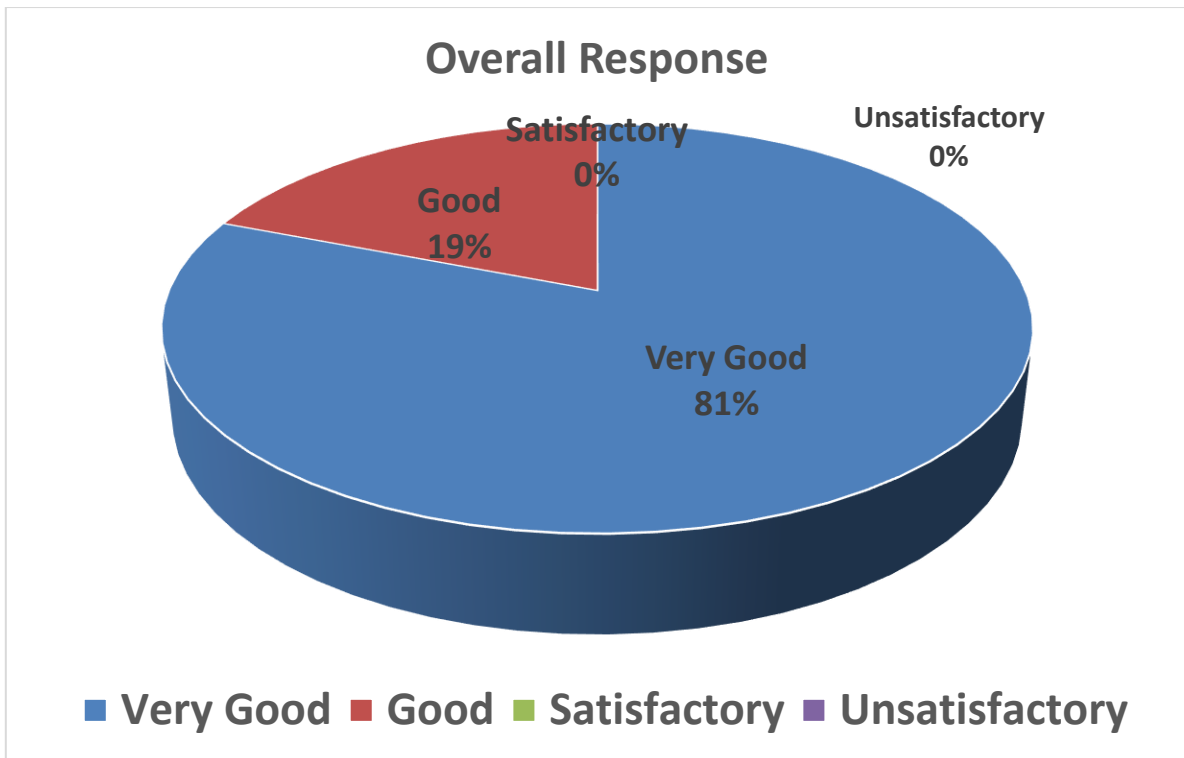
S.N.	Question	Response			
		Very Good	Good	Satisfactory	Unsatisfactory
1	A	10	0	0	0
2	B	9	1	0	0
3	C	9	1	0	0
4	D	10	0	0	0
5	E	8	2	0	0
6	F	8	2	0	0
7	G	10	0	0	0
8	H	8	2	0	0
9	I	10	0	0	0
Total		82	8	0	0



Prof. Reeta Venugopal

Subject-Specialization

S.N.	Question	Response			
		Very Good	Good	Satisfactory	Unsatisfactory
1	A	10	0	0	0
2	B	9	1	0	0
3	C	10	0	0	0
4	D	7	3	0	0
5	E	7	3	0	0
6	F	5	5	0	0
7	G	6	4	0	0
8	H	8	2	0	0
9	I	10	0	0	0
Total		72	17	0	0



Feedback

Class: M.P.Ed 4th Semester 2020-21

Total No. of Students: - 10

Questions for Feedback: Questionnaire-1

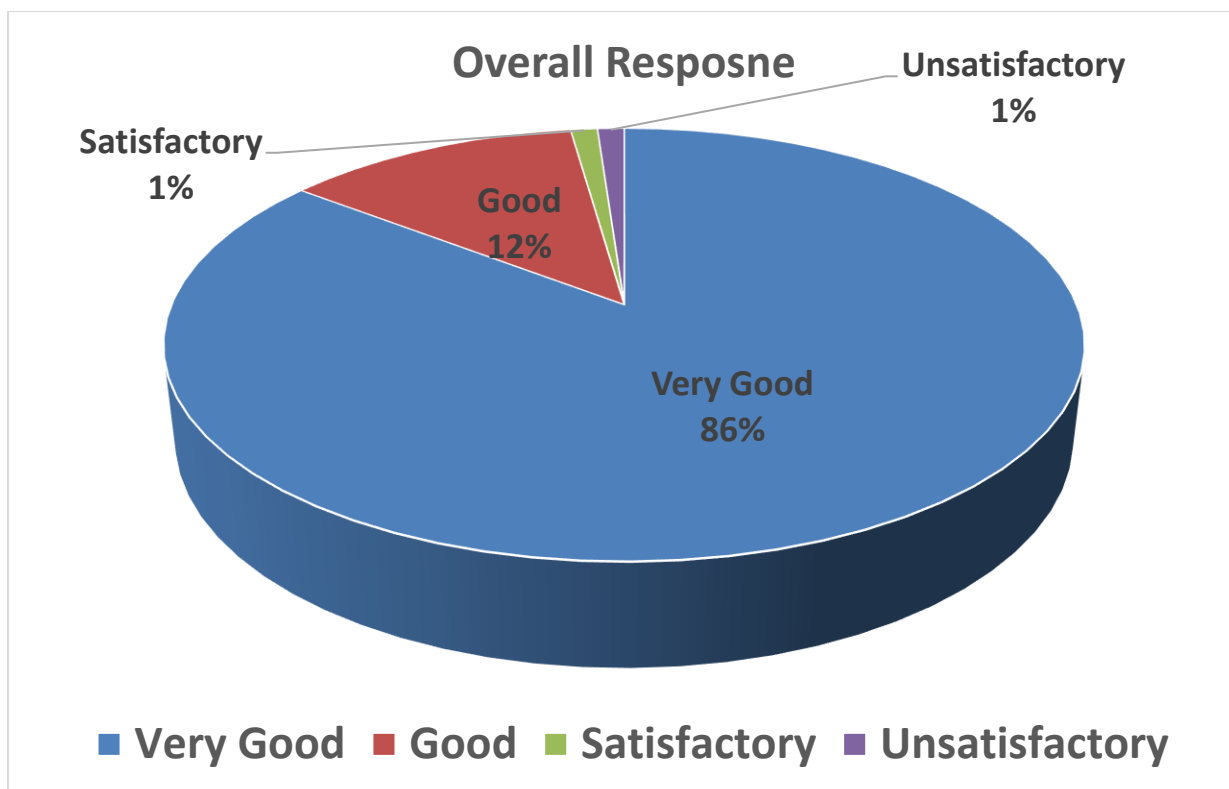
S. No	Question
46.	Depth of the course content including project work, if any
47.	Extent of coverage of course.
48.	Application /relevance to real life situation.
49.	Learning value (in term of knowledge, concepts, manual skills, analytical abilities and broadening perspectives).
50.	Clarity and relevance of textual reading material
51.	Relevance of additional source of material (Library).
52.	Extent of effort required by students (You) to cope with the course /program.

53.	Provision of sufficient time for feedback.
54.	Overall rating.

Categories of responses for feedback from students

S. No.	Category for response
21.	Very Good
22.	Good
23.	Satisfactory
24.	Unsatisfactory

S. No	Question	Response			
		Very Good	Good	Satisfactory	Unsatisfactory
10.	A	10	0	0	0
11.	B	6	3	1	0
12.	C	9	0	0	1
13.	D	7	3	0	0
14.	E	9	1	0	0
15.	F	9	1	0	0
16.	G	7	3	0	0
17.	H	9	0	0	0
18.	I	10	0	0	0
TOTAL		76	11	1	1



Class: M.P.Ed 4th Semester 2020-21

Total No. of Students: - 10

S. No.	Subjects	Name of Teacher
25.	Health Education	Prof. Reeta venugopal
26.	Psychology of Coaching and Counselling	Prof. C.D. Agashe
27.	Sports Physiotherapy	Dr. N.M. Ghosh
28.	Foundation of Physical Education & Current Trends	Dr. Milind Bhandeo

Questions for Feedback: Questionnaire-2

S. No	Question
55.	Knowledge base of the teacher (as perceived by you)
56.	Communication skills (in terms of articulation & comprehensibility)
57.	Sincerity/ Commitment of the teacher
58.	Interest generated by the teacher
59.	Ability to integrate course material with others environment / other issues, to provide a broader perspective
60.	Ability to integrate content with other courses
61.	Accessibility of the teacher in & out of the class (include availability of the teacher to motivate further study & discussion outside class)
62.	Ability to design quizzes /tests/assignment/ examination & projects to evaluate students understanding of the course

63.	Overall rating
------------	----------------

Categories of responses for feedback from students

S. No.	Category for response
25.	Very Good
26.	Good
27.	Satisfactory
28.	Unsatisfactory

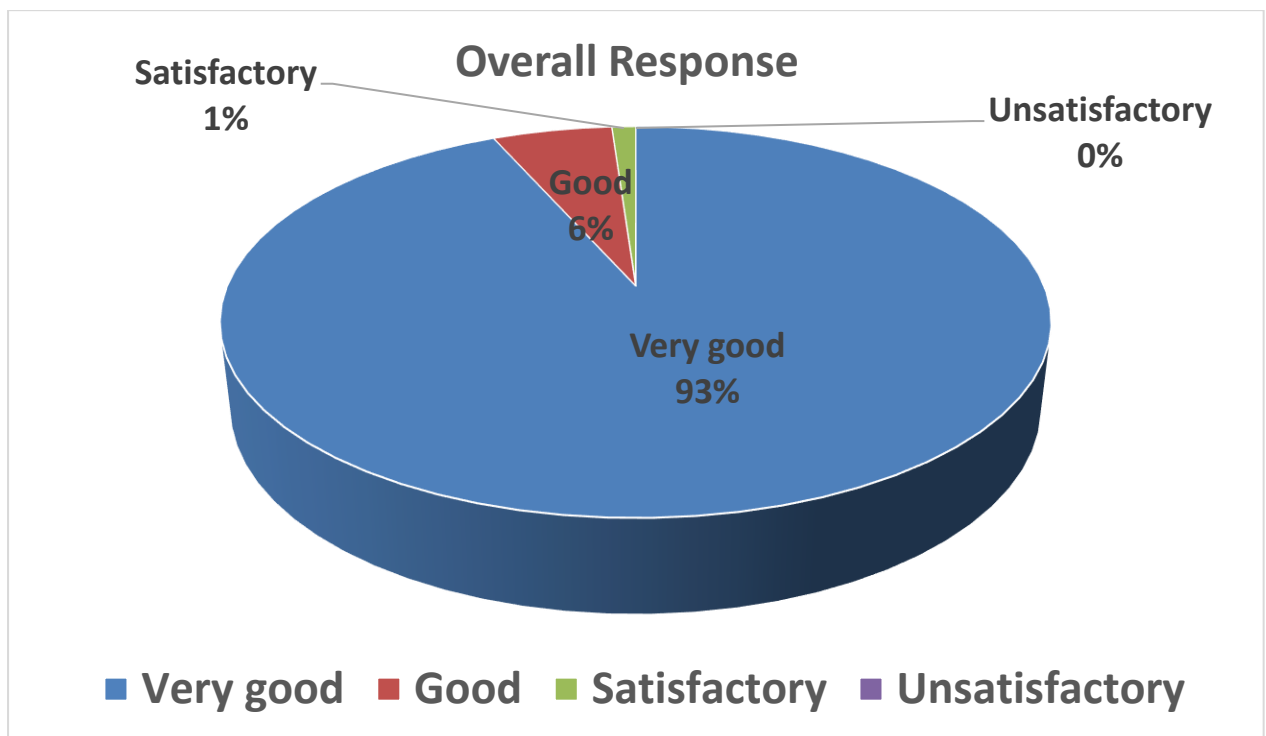
Feedback

Prof. Reeta Venugopal

Subject: Health Education.

S.N	Question	Response			
		Very good	Good	Satisfactory	Unsatisfactory
37.	A	10	0	0	0
38.	B	10	0	0	0
39.	C	7	2	1	0
40.	D	10	0	0	0

41.	E	10	0	0	0
42.	F	8	2	0	0
43.	G	9	1	0	0
44.	H	10	0	0	0
45.	I	10	0	0	0
Total		84	5	1	0



Feedback

Prof. C. D. Agashe

Subject: Psychology of Coaching and Counselling

S. No	Question	Response			
		Very Good	Good	Satisfactory	Unsatisfactory
10.	A	10	0	0	0
11.	B	10	0	0	0
12.	C	10	0	0	0
13.	D	10	0	0	0
14.	E	7	3	0	0
15.	F	8	2	0	0
16.	G	9	1	0	0
17.	H	10	0	0	0
18.	I	10	0	0	0
Total		84	1	0	0

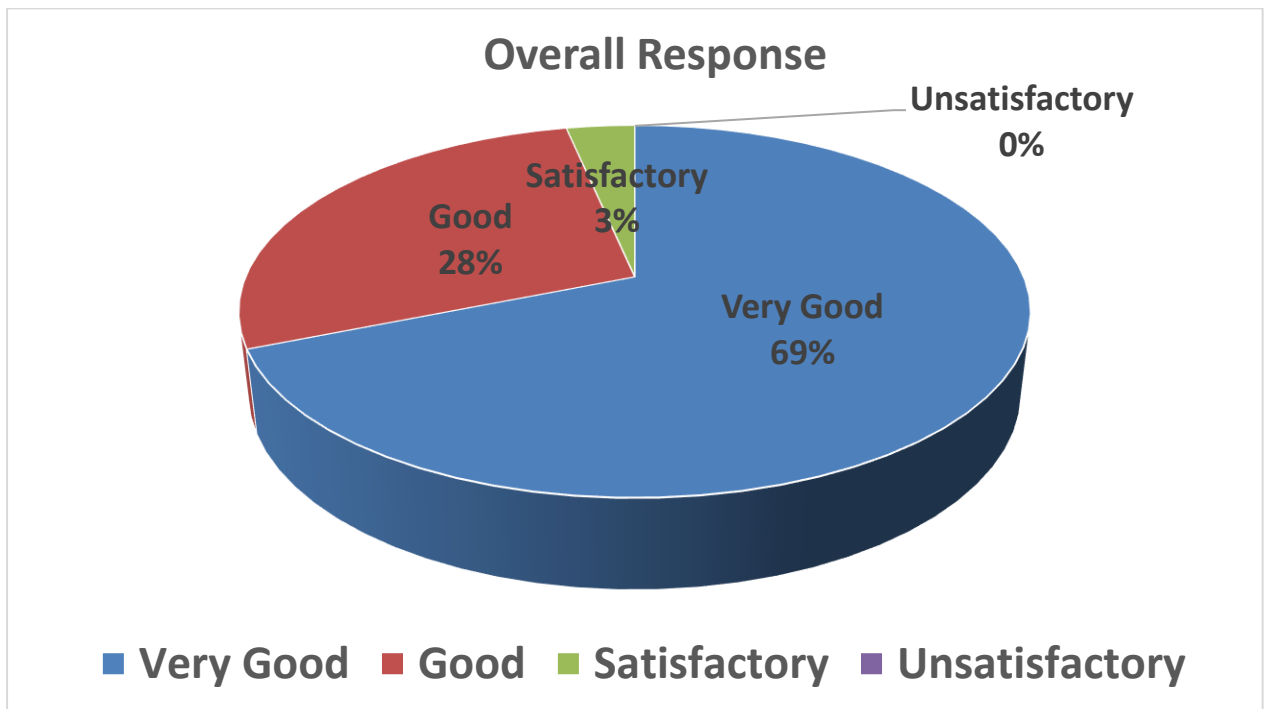


Feedback

Prof. Rajeev Choudhary

Subject: Foundation of Physical Education & Current Trends

S. No	Question	Response			
		Very Good	Good	Satisfactory	Unsatisfactory
10.	A	10	0	0	0
11.	B	9	1	0	0
12.	C	6	3	1	0
13.	D	4	6	0	0
14.	E	4	5	1	0
15.	F	4	5	1	0
16.	G	7	3	0	0
17.	H	8	2	0	0
18.	I	10	0	0	0
Total		62	25	3	0

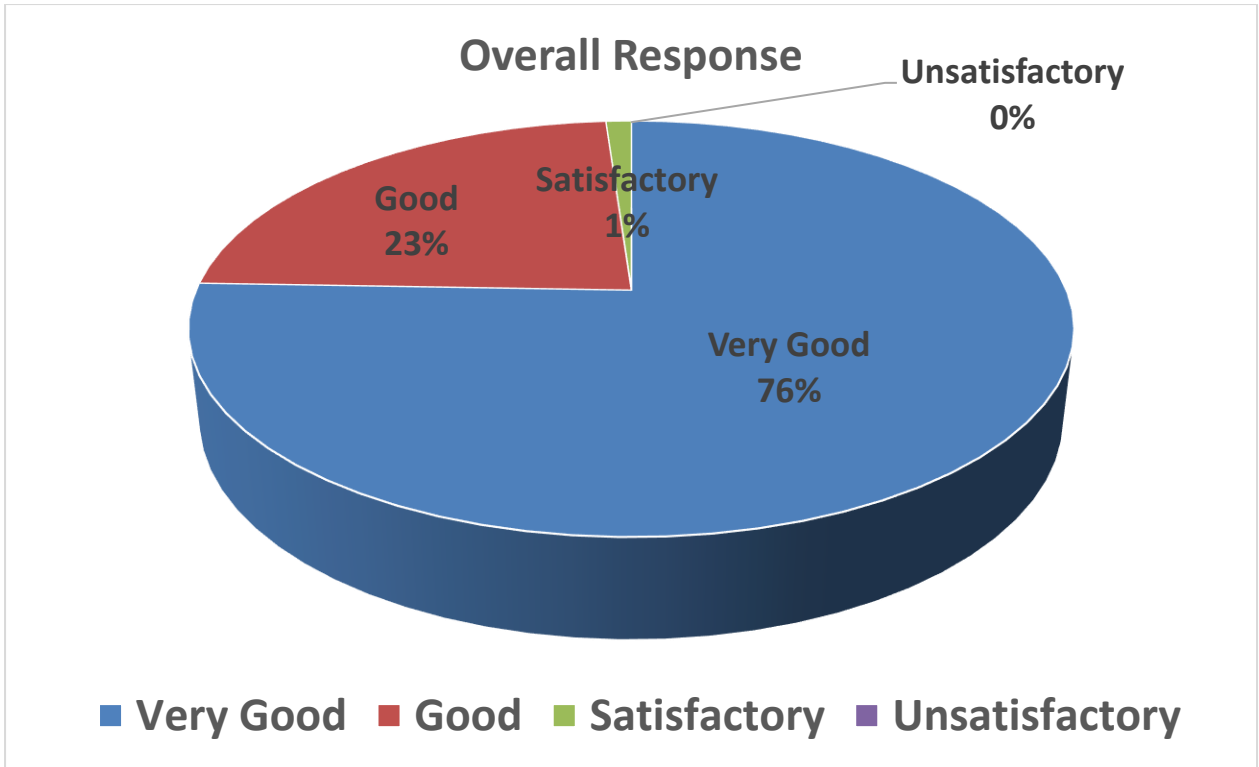


Feedback

Dr. N.M. Ghosh

Subject: Sports Physiotherapy

S. No	Question	Response			
		Very Good	Good	Satisfactory	Unsatisfactory
10.	A	10	0	0	0
11.	B	7	3	0	0
12.	C	5	5	0	0
13.	D	7	2	1	0
14.	E	7	3	0	0
15.	F	6	4	0	0
16.	G	7	3	0	0
17.	H	10	0	0	0
18.	I	9	1	0	0
Total					

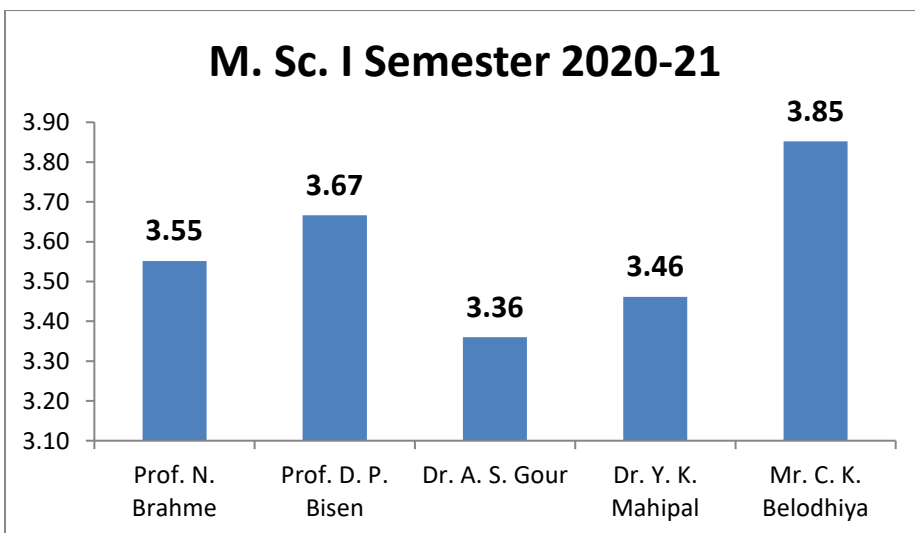
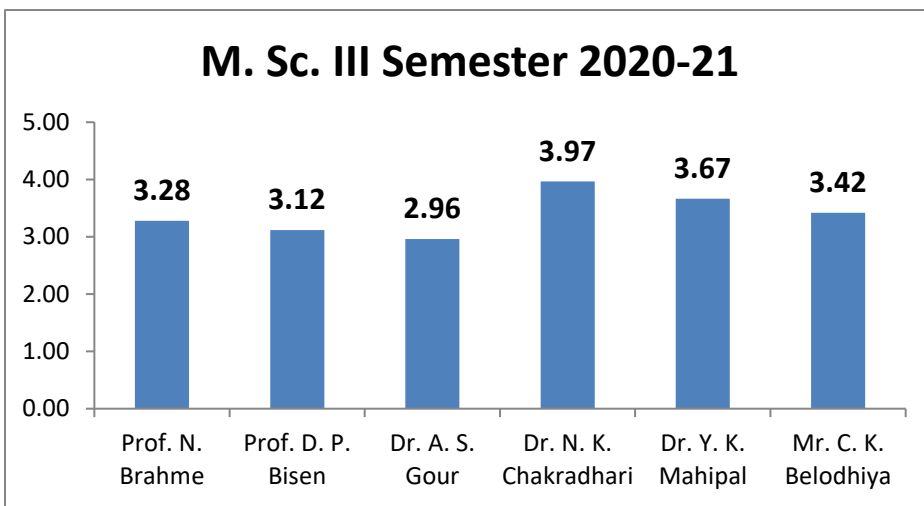
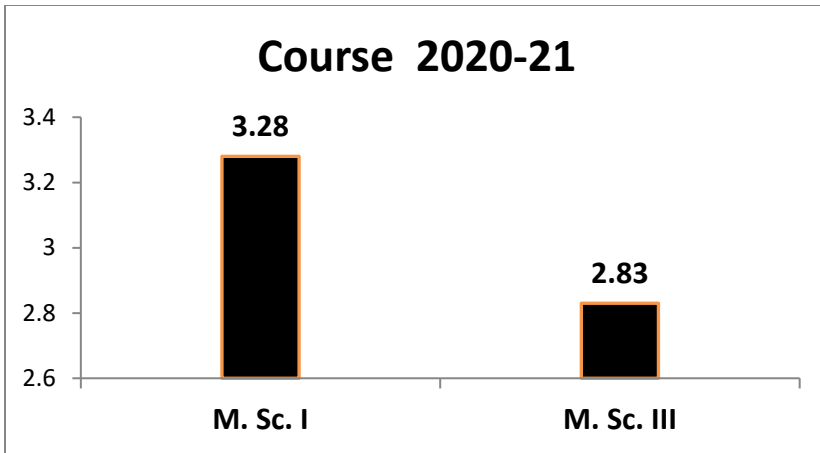


Feed Back Analysis
Remarks of the students on teachers
M. Sc. I Semester – Session- 2020-21

Name of the teachers	A Very Good	B Good	C Satisfactory	D Unsatisfactory
Prof. N. Brahme	17	11	01	0
Prof. D. P. Bisen	18	09	0	0
Dr. A. S. Gour	11	12	02	0
Dr. Y. K. Mahipal	13	12	01	0
Mr. C. K. Belodhiya	23	04	0	0
Course	09	19	01	0

Feed Back Analysis
Remarks of the students on teachers
M. Sc. III Semester - Session- 2020-21

Name of the teachers	A Very Good	B Good	C Satisfactory	D Unsatisfactory
Prof. N. Brahme	08	16	01	0
Prof. D. P. Bisen	06	16	03	0
Dr. A. S. Gour	04	19	03	01
Dr. N. K. Chakradhari	28	01	0	0
Dr. Y. K. Mahipal	04	02	0	0
Mr. C. K. Belodhiya	11	12	01	0
Course	04	22	08	01



School of Studies in Physics and Astrophysics
Pt Ravishankar Shukla University, Raipur
Action Taken Report on Feedback from Students (July 2020– June 2021)

Duly filled feedback forms for the session 2020-21 by the students of M.Sc. I and III semesters have **been collected online by Google form**. The feedback forms have been revealed in Head chamber on **24.05.2021** in front of the staff members of SoS in Physics and Astrophysics, Pt. R. S. University. The students have candidly expressed their opinions regarding the classroom teaching skill of individual teachers and the prescribed M.Sc. syllabi. Their opinions have been conveyed to the staff members and have been found very efficacious in assessing the improvement in teaching methodology and in restructuring the syllabi.

The process of collecting the feedback from the students will continue in the future and corresponding actions will be taken accordingly after analyzing the report.

Students Remarks and Action Taken

• **Teaching skills of teachers:** Most of the students gave ‘very good’ and ‘good’ remarks for teaching skill of all the teachers. They are satisfied with the online teaching of the staff members. However, there remains always a scope for improvement.

Action taken: Due to COVID pandemic, the teaching is being done completely online. So staff members are suggested to upgrade themselves for the present scenario. Those teachers who got an unsatisfactory are advised to improve their teaching skill. All the teachers are also suggested to go to the classroom well prepared and interact frankly and more frequently with the students.

• **Course contents:** Majority of the students gave ‘good’ remarks about the course content.

Action taken: The content of the syllabi is continuously reviewed every year by the Board of Studies and the betterments will be incorporated as and when it will be needed.

In order to improve the personality of the students, online seminars on every Saturday by the students will be organised where all faculty members and research scholar will be advised to present. The teachers are available for students at any time in online mode they need.



Head

Student feedback on Teachers (Separate for each teacher, please give only for those teachers who have taught you in

SN	Year	Name of the teacher	Course Program /Semester	Name of the course taught	Q1	Q2	Q3	Q4	Q5	Q6	Q7	Q8	Total	Overall	
1	2016-2017	Dr. Promila Singh	MA-I	Psychopathology	4	4	3	3	3	3	3	4	27	good	
2	2016-2017		MA-I	Psychopathology	4	4	3	3	3	3	3	3	4	27	good
3	2016-2017		MA-I	Psychopathology	4	4	3	3	3	3	3	3	4	27	good
4	2016-2017		MA-I	Psychopathology	4	4	4	3	4	2	4	4	4	29	good
5	2016-2017		MA-I	Psychopathology	4	4	4	4	4	4	4	4	4	32	very good
6	2016-2017		MA-I	Psychopathology	4	4	3	3	3	3	3	3	4	27	good
7	2016-2017		MA-I	Psychopathology	4	4	3	3	3	3	3	3	4	27	good
8	2016-2017		MA-I	Psychopathology	4	4	3	3	3	3	3	3	4	27	good
9	2016-2017		MA-I	Psychopathology	4	4	4	3	4	2	4	4	4	29	good
10	2016-2017		MA-I	Psychopathology	4	4	4	4	4	4	4	4	4	32	very good
11	2016-2017		MA-I	Psychopathology	4	4	3	3	3	3	3	3	4	27	good
12	2016-2017		MA-I	Psychopathology	4	4	3	3	3	3	3	3	4	27	good
13	2016-2017		MA-I	Psychopathology	4	4	3	3	3	3	3	3	4	27	good
14	2016-2017		MA-IV	Developmental Psychology	4	4	4	3	4	2	4	4	4	29	good
15	2016-2017		MA-IV	Developmental Psychology	4	4	4	4	4	4	4	4	4	32	very good
16	2016-2017		MA-IV	Developmental Psychology	4	4	3	3	3	3	3	3	4	27	good
17	2016-2017		MA-IV	Developmental Psychology	4	4	3	3	3	3	3	3	4	27	good
18	2016-2017		MA-IV	Developmental Psychology	4	4	3	3	3	3	3	3	4	27	good
19	2016-2017		MA-IV	Developmental Psychology	4	4	4	3	4	2	4	4	4	29	good
20	2016-2017		MA-IV	Developmental Psychology	4	4	4	4	4	4	4	4	4	32	very good

21	2016-2017	MA-IV	Developmental Psychology	4	4	3	3	3	3	3	4	27	good
22	2016-2017	MA-IV	Developmental Psychology	4	4	3	3	3	3	3	4	27	good
23	2016-2017	MA-IV	Developmental Psychology	4	4	3	3	3	3	3	4	27	good
24	2016-2017	MA-IV	Developmental Psychology	4	4	4	3	4	2	4	4	29	good
25	2016-2017	MA-IV	Developmental Psychology	4	4	3	3	3	3	3	4	27	good
26	2016-2017	PGC	Counselling Theories & Techniques	4	4	3	3	3	3	3	4	27	good
27	2016-2017	PGC	Counselling	4	4	3	3	3	3	3	4	27	good
28	2016-2017	PGC	Counselling Theories & Techniques	4	4	4	3	4	2	4	4	29	good
29	2016-2017	PGC	Counselling Theories & Techniques	4	4	4	4	4	4	4	4	32	very good
30	2016-2017	PGC	Counselling Theories & Techniques	4	4	4	3	4	2	4	4	29	good
31	2016-2017	PGC	Counselling Theories & Techniques	4	4	4	4	4	4	4	4	32	very good
32	2016-2017	PGC	Counselling Theories & Techniques	4	4	3	3	3	3	3	4	27	good
33	2016-2017	PGC	Counselling Theories & Techniques	4	4	3	3	3	3	3	4	27	good
34	2016-2017	MA-III & IV	Psychotherapeutic Counselling	4	4	3	3	3	3	3	4	27	good
35	2016-2017	MA-III & IV	Psychotherapeutic Counselling	4	4	4	3	4	2	4	4	29	good
36	2016-2017	MA-III & IV	Psychotherapeutic Counselling	4	4	4	4	4	4	4	4	32	very good
37	2016-2017	MA-III & IV	Psychotherapeutic Counselling	4	4	3	3	3	3	3	4	27	good
38	2016-2017	MA-III & IV	Psychotherapeutic Counselling	4	4	3	3	3	3	3	4	27	good
39	2016-2017	MA-III & IV	Psychotherapeutic Counselling	4	4	3	3	3	3	3	4	27	good
40	2016-2017	MA-III & IV	Psychotherapeutic Counselling	4	4	4	3	4	2	4	4	29	good

Dr. Basheer Hasan

41	2016-2017
42	2016-2017
43	2016-2017
44	2016-2017
45	2016-2017
46	2016-2017
47	2016-2017
48	2016-2017
49	2016-2017
50	2016-2017
51	2016-2017
52	2016-2017
53	2016-2017
54	2016-2017
55	2016-2017
56	2016-2017
57	2016-2017
58	2016-2017
59	2016-2017
60	2016-2017
61	2016-2017
62	2016-2017

MA-III & IV	Psychotherapeut ic Counselling	4	4	4	4	4	4	4	4	32	very good
MA-III & IV	Psychotherapeut ic Counselling	4	4	3	3	3	3	3	4	27	good
MA-III & IV	Psychotherapeut ic Counselling	4	4	3	3	3	3	3	4	27	good
MA-III & IV	Psychotherapeut ic Counselling	4	4	3	3	3	3	3	4	27	good
MA-III & IV	Psychotherapeut ic Counselling	4	4	4	3	4	2	4	4	29	good
MA-III & IV	Psychotherapeut ic Counselling	4	4	4	4	4	4	4	4	32	very good
MA-III & IV	Psychotherapeut ic Counselling	4	4	3	3	3	3	3	4	27	good
MA-III & IV	Psychotherapeut ic Counselling	4	4	3	3	3	3	3	4	27	good
MA-III & IV	Psychotherapeut ic Counselling	4	4	3	3	3	3	3	4	27	good
MA-III & IV	Psychotherapeut ic Counselling	4	4	4	3	4	2	4	4	29	good
MA-III & IV	Psychotherapeut ic Counselling	4	4	4	4	4	4	4	4	32	very good
MA-III & IV	Psychotherapeut ic Counselling	4	4	3	3	3	3	3	4	27	good
PGC	Psycholgical Guidance	4	4	3	3	3	3	3	4	27	good
PGC	Psycholgical Guidance	4	4	3	3	3	3	3	4	27	good
PGC	Psycholgical Guidance	4	4	4	3	4	2	4	4	29	good
PGC	Psycholgical Guidance	4	4	4	4	4	4	4	4	32	very good
PGC	Psycholgical Guidance	4	4	3	3	3	3	3	4	27	good
PGC	Psycholgical Guidance	4	4	3	3	3	3	3	4	27	good
PGC	Psycholgical Guidance	4	4	3	3	3	3	3	4	27	good
PGC	Psycholgical Guidance	4	4	4	3	4	2	4	4	29	good
PGC	Psycholgical Guidance	4	4	4	4	4	4	4	4	32	very good
PGC	Psycholgical Guidance	4	4	3	3	3	3	3	4	27	good

63	2016-2017	Dr. Priyamvada Shrivastava	MA-I & III	Research Methods and Statistics / Health Behaviour	4	4	3	3	3	3	3	4	27	good
64	2016-2017		MA-I & III	Research Methods and Statistics / Health Behaviour	4	4	4	3	4	2	4	4	29	good
65	2016-2017		MA-I & III	Research Methods and Statistics / Health Behaviour	4	4	4	4	4	4	4	4	32	very good
66	2016-2017		MA-I & III	Research Methods and Statistics / Health Behaviour	4	4	3	3	3	3	3	4	27	good
67	2016-2017		MA-I & III	Research Methods and Statistics / Health Behaviour	4	4	3	3	3	3	3	4	27	good
68	2016-2017		MA-I & III	Research Methods and Statistics / Health Behaviour	4	4	3	3	3	3	3	4	27	good
69	2016-2017		MA-I & III	Research Methods and Statistics / Health Behaviour	4	4	4	3	4	2	4	4	29	good
70	2016-2017		MA-I & III	Research Methods and Statistics / Health Behaviour	4	4	4	4	4	4	4	4	32	very good
71	2016-2017		MA-I & III	Research Methods and Statistics / Health Behaviour	4	4	3	3	3	3	3	4	27	good

72	2016-2017		MA-I & II	Research Methods and Statistics / Health Behaviour	4	4	3	3	3	3	3	4	27	good
73	2016-2017		MA-I & II	Research Methods and Statistics / Health Behaviour	4	4	3	3	3	3	3	4	27	good
74	2016-2017		MA-I & II	Research Methods and Statistics / Health Behaviour	4	4	4	3	4	2	4	4	29	good
75	2016-2017		MA-I & II	Research Methods and Statistics / Health Behaviour	4	4	4	4	4	4	4	4	32	very good
76	2016-2017		MA-I & II	Research Methods and Statistics / Health Behaviour	4	4	3	3	3	3	3	4	27	good
77	2016-2017		MA-I & II	Research Methods and Statistics / Health Behaviour	4	4	3	3	3	3	3	4	27	good
78	2016-2017	Dr. Prabhavati Shukla	MA-I & II	Basic Psychological Process	4	4	3	3	3	3	3	4	27	good
79	2016-2017		MA-I & II	Basic Psychological Process	4	4	4	3	4	2	4	4	29	good
80	2016-2017		MA-I & II	Basic Psychological Process	4	4	4	4	4	4	4	4	32	very good
81	2016-2017		MA-I & II	Basic Psychological Process	4	4	3	3	3	3	3	4	27	good
82	2016-2017		MA-I & II	Basic Psychological Process	4	4	3	3	3	3	3	4	27	good
83	2016-2017		MA-I & II	Basic Psychological Process	4	4	3	3	3	3	3	4	27	good
84	2016-2017		MA-I & II	Basic Psychological Process	4	4	4	3	4	2	4	4	29	good

85	2016-2017
86	2016-2017
87	2016-2017
88	2016-2017
89	2016-2017
90	2016-2017
91	2016-2017
92	2016-2017
93	2016-2017
94	2016-2017
95	2016-2017
96	2016-2017
97	2016-2017
98	2016-2017
99	2016-2017
100	2016-2017
101	2016-2017
102	2016-2017
103	2016-2017

MA-I & III	Basic Psychological Process	4	4	4	4	4	4	4	4	32	very good
MA-I & III	Basic Psychological Process	4	4	3	3	3	3	3	4	27	good
MA-I & III	Basic Psychological Process	4	4	3	3	3	3	3	4	27	good
MA-I & III	Basic Psychological Process	4	4	3	3	3	3	3	4	27	good
MA-I & III	Basic Psychological Process	4	4	4	3	4	2	4	4	29	good
MA-I & III	Basic Psychological Process	4	4	4	4	4	4	4	4	32	very good
MA-I & III	Basic Psychological Process	4	4	3	3	3	3	3	4	27	good
MA-II & IV	Psychological Assessment	4	4	3	3	3	3	3	4	27	good
MA-II & IV	Psychological Assessment	4	4	3	3	3	3	3	4	27	good
MA-II & IV	Psychological Assessment	4	4	3	3	3	3	3	4	27	good
MA-II & IV	Psychological Assessment	4	4	4	3	4	2	4	4	29	good
MA-II & IV	Psychological Assessment	4	4	4	4	4	4	4	4	32	very good
MA-II & IV	Psychological Assessment	4	4	3	3	3	3	3	4	27	good
MA-II & IV	Psychological Assessment	4	4	3	3	3	3	3	4	27	good
MA-II & IV	Psychological Assessment	4	4	3	3	3	3	3	4	27	good
MA-II & IV	Psychological Assessment	4	4	4	3	4	2	4	4	29	good
MA-II & IV	Psychological Assessment	4	4	4	4	4	4	4	4	32	very good
MA-II & IV	Psychological Assessment	4	4	3	3	3	3	3	4	27	good
MA-II & IV	Psychological Assessment	4	4	3	3	3	3	3	4	27	good
MA-II & IV	Psychological Assessment	4	4	3	3	3	3	3	4	27	good

104	2016-2017	Dr. Meeta Jha	MA-II & IV	Psychological Assessment	4	4	3	3	3	3	3	4	27	good
105	2016-2017		MA-I & III	Social Psychology /Clinical Diagnosis	4	4	4	3	4	2	4	4	29	good
106	2016-2017		MA-I & III	Social Psychology /Clinical Diagnosis	4	4	4	4	4	4	4	4	32	very good
107	2016-2017		MA-I & III	Social Psychology /Clinical Diagnosis	4	4	3	3	3	3	3	4	27	good
108	2016-2017		MA-I & III	Social Psychology /Clinical Diagnosis	4	4	3	3	3	3	3	4	27	good
109	2016-2017		MA-I & III	Social Psychology /Clinical Diagnosis	4	4	3	3	3	3	3	4	27	good
110	2016-2017		MA-I & III	Social Psychology /Clinical Diagnosis	4	4	4	3	4	2	4	4	29	good
111	2016-2017		MA-I & III	Social Psychology /Clinical Diagnosis	4	4	4	4	4	4	4	4	32	very good
112	2016-2017		MA-I & III	Social Psychology /Clinical Diagnosis	4	4	3	3	3	3	3	4	27	good
113	2016-2017		MA-I & III	Social Psychology /Clinical Diagnosis	4	4	3	3	3	3	3	4	27	good
114	2016-2017		MA-I & III	Social Psychology /Clinical Diagnosis	4	4	3	3	3	3	3	4	27	good
115	2016-2017		MA-I & III	Social Psychology /Clinical Diagnosis	4	4	4	3	4	2	4	4	29	good
116	2016-2017		MA-I & III	Social Psychology /Clinical Diagnosis	4	4	4	4	4	4	4	4	32	very good
117	2016-2017		MA-I & III	Social Psychology /Clinical Diagnosis	4	4	3	3	3	3	3	4	27	good
118	2016-2017	MA-I & III	Social Psychology /Clinical Diagnosis	4	4	3	3	3	3	3	4	27	good	
119	2016-2017	MA-II & IV	Social Psychology /Clinical Diagnosis	4	4	3	3	3	3	3	4	27	good	

120	2016-2017	MA-II & IV	Social Psychology /Clinical Diagnosis	4	4	4	3	4	2	4	4	29	good
121	2016-2017	MA-II & IV	Social Psychology /Clinical Diagnosis	4	4	4	4	4	4	4	4	32	very good
122	2016-2017	MA-II & IV	Social Psychology /Clinical Diagnosis	4	4	3	3	3	3	3	4	27	good
123	2016-2017	MA-II & IV	Social Psychology /Clinical Diagnosis	4	4	3	3	3	3	3	4	27	good
124	2016-2017	MA-II & IV	Social Psychology /Clinical Diagnosis	4	4	3	3	3	3	3	4	27	good
125	2016-2017	MA-II & IV	Social Psychology /Clinical Diagnosis	4	4	4	3	4	2	4	4	29	good
126	2016-2017	MA-II & IV	Social Psychology /Clinical Diagnosis	4	4	4	4	4	4	4	4	32	very good
127	2016-2017	MA-II & IV	Social Psychology /Clinical Diagnosis	4	4	3	3	3	3	3	4	27	good
128	2016-2017	MA-II & IV	Social Psychology /Clinical Diagnosis	4	4	3	3	3	3	3	4	27	good
129	2016-2017	MA-II & IV	Social Psychology /Clinical Diagnosis	4	4	3	3	3	3	3	4	27	good
130	2016-2017	MA-II & IV	Social Psychology /Clinical Diagnosis	4	4	4	3	4	2	4	4	29	good
131	2016-2017	MA-II & IV	Social Psychology /Clinical Diagnosis	4	4	4	4	4	4	4	4	32	very good
132	2016-2017	PGC	Psycholgical Guidance	4	4	3	3	3	3	3	4	27	good
133	2016-2017	PGC	Psycholgical Guidance	4	4	3	3	3	3	3	4	27	good
134	2016-2017	PGC	Psycholgical Guidance	4	4	3	3	3	3	3	4	27	good
135	2016-2017	PGC	Psycholgical Guidance	4	4	4	3	4	2	4	4	29	good
136	2016-2017	PGC	Psycholgical Guidance	4	4	4	4	4	4	4	4	32	very good

137	2016-2017	Dr. Promila Singh	PGC	Psychological Guidance	4	4	3	3	3	3	3	4	27	good
138	2016-2017		PGC	Psychological Guidance	4	4	3	3	3	3	3	4	27	good
139	2016-2017		PGC	Psychological Guidance	4	4	3	3	3	3	3	4	27	good
140	2016-2017		PGC	Psychological Guidance	4	4	4	3	4	2	4	4	29	good
141	2016-2017		PGC	Psychological Guidance	4	4	4	4	4	4	4	4	32	very good
142	2017-2018		MA-I	Psychopathology	4	4	3	3	3	3	3	4	27	good
143	2017-2018		MA-I	Psychopathology	4	4	3	3	3	3	3	4	27	good
144	2017-2018		MA-I	Psychopathology	4	4	3	3	3	3	3	4	27	good
145	2017-2018		MA-I	Psychopathology	4	4	4	3	4	2	4	4	29	good
146	2017-2018		MA-I	Psychopathology	4	4	4	4	4	4	4	4	32	very good
147	2017-2018		MA-I	Psychopathology	4	4	3	3	3	3	3	4	27	good
148	2017-2018		MA-I	Psychopathology	4	4	3	3	3	3	3	4	27	good
149	2017-2018		MA-I	Psychopathology	4	4	3	3	3	3	3	4	27	good
150	2017-2018		MA-I	Psychopathology	4	4	4	3	4	2	4	4	29	good
151	2017-2018		MA-I	Psychopathology	4	4	4	4	4	4	4	4	32	very good
152	2017-2018		MA-I	Psychopathology	4	4	3	3	3	3	3	4	27	good
153	2017-2018		MA-I	Psychopathology	4	4	3	3	3	3	3	4	27	good
154	2017-2018		MA-I	Psychopathology	4	4	3	3	3	3	3	4	27	good
155	2017-2018		MA-IV	Developmental Psychology	4	4	4	3	4	2	4	4	29	good
156	2017-2018		MA-IV	Developmental Psychology	4	4	4	4	4	4	4	4	32	very good
157	2017-2018	MA-IV	Developmental Psychology	4	4	3	3	3	3	3	4	27	good	
158	2017-2018	MA-IV	Developmental Psychology	4	4	3	3	3	3	3	4	27	good	
159	2017-2018	MA-IV	Developmental Psychology	4	4	3	3	3	3	3	4	27	good	
160	2017-2018	MA-IV	Developmental Psychology	4	4	4	3	4	2	4	4	29	good	
161	2017-2018	MA-IV	Developmental Psychology	4	4	4	4	4	4	4	4	32	very good	

162	2017-2018		MA-IV	Developmental Psychology	4	4	3	3	3	3	3	4	27	good
163	2017-2018		MA-IV	Developmental Psychology	4	4	3	3	3	3	3	4	27	good
164	2017-2018		MA-IV	Developmental Psychology	4	4	3	3	3	3	3	4	27	good
165	2017-2018		MA-IV	Developmental Psychology	4	4	4	3	4	2	4	4	29	good
166	2017-2018		MA-IV	Developmental Psychology	4	4	3	3	3	3	3	4	27	good
167	2017-2018		PGC	Counselling Theories & Techniques	4	4	3	3	3	3	3	4	27	good
168	2017-2018		PGC	Counselling Theories & Techniques	4	4	3	3	3	3	3	4	27	good
169	2017-2018		PGC	Counselling Theories & Techniques	4	4	4	3	4	2	4	4	29	good
170	2017-2018		PGC	Counselling Theories & Techniques	4	4	4	4	4	4	4	4	32	very good
171	2017-2018		PGC	Counselling Theories & Techniques	4	4	4	3	4	2	4	4	29	good
172	2017-2018		PGC	Counselling Theories & Techniques	4	4	4	4	4	4	4	4	32	very good
173	2017-2018		PGC	Counselling Theories & Techniques	4	4	3	3	3	3	3	4	27	good
174	2017-2018		PGC	Counselling Theories & Techniques	4	4	3	3	3	3	3	4	27	good
175	2017-2018	Dr. Basheer Hasan	MA-III & IV	Psychotherapeutic Counselling	4	4	3	3	3	3	3	4	27	good
176	2017-2018		MA-III & IV	Psychotherapeutic Counselling	4	4	4	3	4	2	4	4	29	good
177	2017-2018		MA-III & IV	Psychotherapeutic Counselling	4	4	4	4	4	4	4	4	32	very good
178	2017-2018		MA-III & IV	Psychotherapeutic Counselling	4	4	3	3	3	3	3	4	27	good
179	2017-2018		MA-III & IV	Psychotherapeutic Counselling	4	4	3	3	3	3	3	4	27	good
180	2017-2018		MA-III & IV	Psychotherapeutic Counselling	4	4	3	3	3	3	3	4	27	good

181	2017-2018
182	2017-2018
183	2017-2018
184	2017-2018
185	2017-2018
186	2017-2018
187	2017-2018
188	2017-2018
189	2017-2018
190	2017-2018
191	2017-2018
192	2017-2018
193	2017-2018
194	2017-2018
195	2017-2018
196	2017-2018
197	2017-2018
198	2017-2018
199	2017-2018
200	2017-2018
201	2017-2018
202	2017-2018

MA-III & IV	Psychotherapeut ic Counselling	4	4	4	3	4	2	4	4	29	good
MA-III & IV	Psychotherapeut ic Counselling	4	4	4	4	4	4	4	4	32	very good
MA-III & IV	Psychotherapeut ic Counselling	4	4	3	3	3	3	3	4	27	good
MA-III & IV	Psychotherapeut ic Counselling	4	4	3	3	3	3	3	4	27	good
MA-III & IV	Psychotherapeut ic Counselling	4	4	3	3	3	3	3	4	27	good
MA-III & IV	Psychotherapeut ic Counselling	4	4	4	3	4	2	4	4	29	good
MA-III & IV	Psychotherapeut ic Counselling	4	4	4	4	4	4	4	4	32	very good
MA-III & IV	Psychotherapeut ic Counselling	4	4	3	3	3	3	3	4	27	good
MA-III & IV	Psychotherapeut ic Counselling	4	4	3	3	3	3	3	4	27	good
MA-III & IV	Psychotherapeut ic Counselling	4	4	3	3	3	3	3	4	27	good
MA-III & IV	Psychotherapeut ic Counselling	4	4	4	3	4	2	4	4	29	good
MA-III & IV	Psychotherapeut ic Counselling	4	4	4	4	4	4	4	4	32	very good
MA-III & IV	Psychotherapeut ic Counselling	4	4	3	3	3	3	3	4	27	good
PGC	Psycholgical Guidance	4	4	3	3	3	3	3	4	27	good
PGC	Psycholgical Guidance	4	4	3	3	3	3	3	4	27	good
PGC	Psycholgical Guidance	4	4	4	3	4	2	4	4	29	good
PGC	Psycholgical Guidance	4	4	4	4	4	4	4	4	32	very good
PGC	Psycholgical Guidance	4	4	3	3	3	3	3	4	27	good
PGC	Psycholgical Guidance	4	4	3	3	3	3	3	4	27	good
PGC	Psycholgical Guidance	4	4	3	3	3	3	3	4	27	good
PGC	Psycholgical Guidance	4	4	4	3	4	2	4	4	29	good
PGC	Psycholgical Guidance	4	4	4	4	4	4	4	4	32	very good

204	2017-2018		PGDRP	Rehabilitation Assessment and Counselling	4	4	3	3	3	3	3	4	27	good
205	2017-2018		PGDRP	Rehabilitation Assessment and Counselling	4	4	3	3	3	3	3	4	27	good
206	2017-2018		PGDRP	Rehabilitation Assessment and Counselling	4	4	4	3	4	2	4	4	29	good
207	2017-2018		PGDRP	Rehabilitation Assessment and Counselling	4	4	4	4	4	4	4	4	32	very good
208	2017-2018		PGDRP	Rehabilitation Assessment and Counselling	4	4	3	3	3	3	3	4	27	good
209	2017-2018		PGDRP	Rehabilitation Assessment and Counselling	4	4	3	3	3	3	3	4	27	good
210	2017-2018		PGDRP	Rehabilitation Assessment and Counselling	4	4	3	3	3	3	3	4	27	good
211	2017-2018	Dr. Priyamvada Shrivastava	MA-I & III	Research Methods and Statistics / Health Behaviour	4	4	3	3	3	3	3	4	27	good
212	2017-2018		MA-I & III	Research Methods and Statistics / Health Behaviour	4	4	4	3	4	2	4	4	29	good

213	2017-2018
214	2017-2018
215	2017-2018
216	2017-2018
217	2017-2018
218	2017-2018
219	2017-2018
220	2017-2018
221	2017-2018

MA-I & III	Research Methods and Statistics / Health Behaviour	4	4	4	4	4	4	4	4	32	very good
MA-I & III	Research Methods and Statistics / Health Behaviour	4	4	3	3	3	3	3	4	27	good
MA-I & III	Research Methods and Statistics / Health Behaviour	4	4	3	3	3	3	3	4	27	good
MA-I & III	Research Methods and Statistics / Health Behaviour	4	4	3	3	3	3	3	4	27	good
MA-I & III	Research Methods and Statistics / Health Behaviour	4	4	4	3	4	2	4	4	29	good
MA-I & III	Research Methods and Statistics / Health Behaviour	4	4	4	4	4	4	4	4	32	very good
MA-I & III	Research Methods and Statistics / Health Behaviour	4	4	3	3	3	3	3	4	27	good
MA-I & III	Research Methods and Statistics / Health Behaviour	4	4	3	3	3	3	3	4	27	good
MA-I & III	Research Methods and Statistics / Health Behaviour	4	4	3	3	3	3	3	4	27	good

222	2017-2018		MA-I & III	Research Methods and Statistics / Health Behaviour	4	4	4	3	4	2	4	4	29	good
223	2017-2018		MA-I & III	Research Methods and Statistics / Health Behaviour	4	4	4	4	4	4	4	4	32	very good
224	2017-2018		MA-I & III	Research Methods and Statistics / Health Behaviour	4	4	3	3	3	3	3	4	27	good
225	2017-2018		MA-I & III	Research Methods and Statistics / Health Behaviour	4	4	3	3	3	3	3	4	27	good
226	2017-2018		PGDRP	Community Based Rehabilitation	4	4	3	3	3	3	3	4	27	good
227	2017-2018		PGDRP	Community Based Rehabilitation	4	4	4	3	4	2	4	4	29	good
228	2017-2018		PGDRP	Community Based Rehabilitation	4	4	4	4	4	4	4	4	32	very good
229	2017-2018		PGDRP	Community Based Rehabilitation	4	4	3	3	3	3	3	4	27	good
230	2017-2018		PGDRP	Community Based Rehabilitation	4	4	3	3	3	3	3	4	27	good
231	2017-2018		PGDRP	Community Based Rehabilitation	4	4	3	3	3	3	3	4	27	good
232	2017-2018		PGDRP	Community Based Rehabilitation									0	good
233	2017-2018	Dr. Prabhavati Shukla	MA-I & III	Basic Psychological Process	4	4	3	3	3	3	3	4	27	good
234	2017-2018		MA-I & III	Basic Psychological	4	4	4	3	4	2	4	4	29	good

235	2017-2018
236	2017-2018
237	2017-2018
238	2017-2018
239	2017-2018
240	2017-2018
241	2017-2018
242	2017-2018
243	2017-2018
244	2017-2018
245	2017-2018
246	2017-2018
247	2017-2018
248	2017-2018
249	2017-2018
250	2017-2018
251	2017-2018
252	2017-2018
253	2017-2018

MA-I & III	Basic Psychological Process	4	4	4	4	4	4	4	4	32	very good
MA-I & III	Basic Psychological Process	4	4	3	3	3	3	3	4	27	good
MA-I & III	Basic Psychological Process	4	4	3	3	3	3	3	4	27	good
MA-I & III	Basic Psychological Process	4	4	3	3	3	3	3	4	27	good
MA-I & III	Basic Psychological Process	4	4	4	3	4	2	4	4	29	good
MA-I & III	Basic Psychological Process	4	4	4	4	4	4	4	4	32	very good
MA-I & III	Basic Psychological Process	4	4	3	3	3	3	3	4	27	good
MA-I & III	Basic Psychological Process	4	4	3	3	3	3	3	4	27	good
MA-I & III	Basic Psychological Process	4	4	3	3	3	3	3	4	27	good
MA-I & III	Basic Psychological Process	4	4	4	3	4	2	4	4	29	good
MA-I & III	Basic Psychological Process	4	4	4	4	4	4	4	4	32	very good
MA-I & III	Basic Psychological Process	4	4	3	3	3	3	3	4	27	good
MA-II & IV	Psychological Assessment	4	4	3	3	3	3	3	4	27	good
MA-II & IV	Psychological Assessment	4	4	3	3	3	3	3	4	27	good
MA-II & IV	Psychological Assessment	4	4	3	3	3	3	3	4	27	good
MA-II & IV	Psychological Assessment	4	4	4	3	4	2	4	4	29	good
MA-II & IV	Psychological Assessment	4	4	4	4	4	4	4	4	32	very good
MA-II & IV	Psychological Assessment	4	4	3	3	3	3	3	4	27	good
MA-II & IV	Psychological Assessment	4	4	3	3	3	3	3	4	27	good

254	2017-2018		MA- II & IV	Psychological Assessment	4	4	3	3	3	3	3	4	27	good
255	2017-2018		MA- II & IV	Psychological Assessment	4	4	4	3	4	2	4	4	29	good
256	2017-2018		MA- II & IV	Psychological Assessment	4	4	4	4	4	4	4	4	32	very good
257	2017-2018		MA- II & IV	Psychological Assessment	4	4	3	3	3	3	3	4	27	good
258	2017-2018		MA- II & IV	Psychological Assessment	4	4	3	3	3	3	3	4	27	good
259	2017-2018		MA- II & IV	Psychological Assessment	4	4	3	3	3	3	3	4	27	good
260	2017-2018	Dr. Meeta Jha	MA-I & III	Social Psychology /Clinical Diagnosis	4	4	4	3	4	2	4	4	29	good
261	2017-2018		MA-I & III	Social Psychology /Clinical Diagnosis	4	4	4	4	4	4	4	4	32	very good
262	2017-2018		MA-I & III	Social Psychology /Clinical Diagnosis	4	4	3	3	3	3	3	4	27	good
263	2017-2018		MA-I & III	Social Psychology /Clinical Diagnosis	4	4	3	3	3	3	3	4	27	good
264	2017-2018		MA-I & III	Social Psychology /Clinical Diagnosis	4	4	3	3	3	3	3	4	27	good
265	2017-2018		MA-I & III	Social Psychology /Clinical Diagnosis	4	4	4	3	4	2	4	4	29	good
266	2017-2018		MA-I & III	Social Psychology /Clinical Diagnosis	4	4	4	4	4	4	4	4	32	very good
267	2017-2018		MA-I & III	Social Psychology /Clinical Diagnosis	4	4	3	3	3	3	3	4	27	good
268	2017-2018		MA-I & III	Social Psychology /Clinical Diagnosis	4	4	3	3	3	3	3	4	27	good
269	2017-2018		MA-I & III	Social Psychology /Clinical	4	4	3	3	3	3	3	4	27	good

270	2017-2018
271	2017-2018
272	2017-2018
273	2017-2018
274	2017-2018
275	2017-2018
276	2017-2018
277	2017-2018
278	2017-2018
279	2017-2018
280	2017-2018
281	2017-2018
282	2017-2018
283	2017-2018

MA-I & III	Social Psychology /Clinical Diagnosis	4	4	4	3	4	2	4	4	29	good
MA-I & III	Social Psychology /Clinical Diagnosis	4	4	4	4	4	4	4	4	32	very good
MA-I & III	Social Psychology /Clinical Diagnosis	4	4	3	3	3	3	3	4	27	good
MA-I & III	Social Psychology /Clinical Diagnosis	4	4	3	3	3	3	3	4	27	good
MA- II & IV	Social Psychology /Clinical Diagnosis	4	4	3	3	3	3	3	4	27	good
MA- II & IV	Social Psychology /Clinical Diagnosis	4	4	4	3	4	2	4	4	29	good
MA- II & IV	Social Psychology /Clinical Diagnosis	4	4	4	4	4	4	4	4	32	very good
MA- II & IV	Social Psychology /Clinical Diagnosis	4	4	3	3	3	3	3	4	27	good
MA- II & IV	Social Psychology /Clinical Diagnosis	4	4	3	3	3	3	3	4	27	good
MA- II & IV	Social Psychology /Clinical Diagnosis	4	4	3	3	3	3	3	4	27	good
MA- II & IV	Social Psychology /Clinical Diagnosis	4	4	4	3	4	2	4	4	29	good
MA- II & IV	Social Psychology /Clinical Diagnosis	4	4	4	4	4	4	4	4	32	very good
MA- II & IV	Social Psychology /Clinical Diagnosis	4	4	3	3	3	3	3	4	27	good
MA- II & IV	Social Psychology /Clinical Diagnosis	4	4	3	3	3	3	3	4	27	good

284	2017-2018	MA- II & IV	Social Psychology /Clinical Diagnosis	4	4	3	3	3	3	3	4	27	good
285	2017-2018	MA- II & IV	Social Psychology /Clinical Diagnosis	4	4	4	3	4	2	4	4	29	good
286	2017-2018	MA- II & IV	Social Psychology /Clinical Diagnosis	4	4	4	4	4	4	4	4	32	very good
287	2017-2018	PGC	Psychological Guidance	4	4	3	3	3	3	3	4	27	good
288	2017-2018	PGC	Psychological Guidance	4	4	3	3	3	3	3	4	27	good
289	2017-2018	PGC	Psychological Guidance	4	4	3	3	3	3	3	4	27	good
290	2017-2018	PGC	Psychological Guidance	4	4	4	3	4	2	4	4	29	good
291	2017-2018	PGC	Psychological Guidance	4	4	4	4	4	4	4	4	32	very good
292	2017-2018	PGC	Psychological Guidance	4	4	3	3	3	3	3	4	27	good
293	2017-2018	PGC	Psychological Guidance	4	4	3	3	3	3	3	4	27	good
294	2017-2018	PGC	Psychological Guidance	4	4	3	3	3	3	3	4	27	good
295	2017-2018	PGC	Psychological Guidance	4	4	4	3	4	2	4	4	29	good
296	2017-2018	PGC	Psychological Guidance	4	4	4	4	4	4	4	4	32	very good
297	2017-2018	PGDRP	Disability and Rehabilitation/Rehabilitation Assessment and Counselling	4	4	3	3	3	3	3	4	27	good
298	2017-2018	PGDRP	Disability and Rehabilitation/Rehabilitation Assessment and Counselling	4	4	3	3	3	3	3	4	27	good
299	2017-2018	PGDRP	Disability and Rehabilitation/Rehabilitation Assessment and Counselling	4	4	4	3	4	2	4	4	29	good

Shama Hamdani

300	2017-2018		PGDRP	Disability and Rehabilitation/Rehabilitation Assessment and Counselling	4	4	4	4	4	4	4	4	4	32	very good
301	2017-2018		PGDRP	Disability and Rehabilitation/Rehabilitation Assessment and Counselling	4	4	3	3	3	3	3	3	4	27	good
302	2017-2018		PGDRP	Disability and Rehabilitation/Rehabilitation Assessment and Counselling	4	4	3	3	3	3	3	4	27	good	
303	2017-2018		PGDRP	Disability and Rehabilitation/Rehabilitation Assessment and Counselling	4	4	3	3	3	3	3	4	27	good	
304	2017-2018		PGDRP	Disability and Rehabilitation/Rehabilitation Assessment and Counselling	4	4	3	3	3	3	3	4	27	good	
305	2017-2018	Narendra Verma	PGDRP	Psychosocial Issues in Disabilities/Community Based Rehabilitation	4	4	3	3	3	3	3	4	27	good	
306	2017-2018		PGDRP	Psychosocial Issues in Disabilities/Community Based	4	4	4	3	4	2	4	4	29	good	

307	2017-2018		PGDRP	Psychosocial Issues in Disabilities/Community Based Rehabilitation	4	4	4	4	4	4	4	4	4	32	very good
308	2017-2018		PGDRP	Psychosocial Issues in Disabilities/Community Based Rehabilitation	4	4	3	3	3	3	3	3	4	27	good
309	2017-2018		PGDRP	Psychosocial Issues in Disabilities/Community Based Rehabilitation	4	4	3	3	3	3	3	3	4	27	good
310	2017-2018		PGDRP	Psychosocial Issues in Disabilities/Community Based Rehabilitation	4	4	3	3	3	3	3	3	4	27	good
311	2017-2018		PGDRP	Psychosocial Issues in Disabilities/Community Based Rehabilitation	4	4	4	3	4	2	4	4	4	29	good
312	2018-2019	Dr. Promila Singh	MA-I	Psychopathology	4	4	3	3	3	3	3	3	4	27	good
313	2018-2019		MA-I	Psychopathology	4	4	3	3	3	3	3	3	4	27	good
314	2018-2019		MA-I	Psychopathology	4	4	3	3	3	3	3	3	4	27	good
315	2018-2019		MA-I	Psychopathology	4	4	4	3	4	2	4	4	4	29	good
316	2018-2019		MA-I	Psychopathology	4	4	4	4	4	4	4	4	4	32	very good
317	2018-2019		MA-I	Psychopathology	4	4	3	3	3	3	3	3	4	27	good
318	2018-2019		MA-I	Psychopathology	4	4	3	3	3	3	3	3	4	27	good
319	2018-2019		MA-I	Psychopathology	4	4	3	3	3	3	3	3	4	27	good
320	2018-2019		MA-I	Psychopathology	4	4	4	3	4	2	4	4	4	29	good
321	2018-2019		MA-I	Psychopathology	4	4	4	4	4	4	4	4	4	32	very good
322	2018-2019		MA-I	Psychopathology	4	4	3	3	3	3	3	3	4	27	good

324	2018-2019
325	2018-2019
326	2018-2019
327	2018-2019
328	2018-2019
329	2018-2019
330	2018-2019
331	2018-2019
332	2018-2019
333	2018-2019
334	2018-2019
335	2018-2019
336	2018-2019
337	2018-2019
338	2018-2019
339	2018-2019
340	2018-2019
341	2018-2019
342	2018-2019
343	2018-2019

MA-I	Psychopathology	4	4	3	3	3	3	3	4	27	good
MA-IV	Developmental Psychology	4	4	4	3	4	2	4	4	29	good
MA-IV	Developmental Psychology	4	4	4	4	4	4	4	4	32	very good
MA-IV	Developmental Psychology	4	4	3	3	3	3	3	4	27	good
MA-IV	Developmental Psychology	4	4	3	3	3	3	3	4	27	good
MA-IV	Developmental Psychology	4	4	3	3	3	3	3	4	27	good
MA-IV	Developmental Psychology	4	4	4	3	4	2	4	4	29	good
MA-IV	Developmental Psychology	4	4	4	4	4	4	4	4	32	very good
MA-IV	Developmental Psychology	4	4	3	3	3	3	3	4	27	good
MA-IV	Developmental Psychology	4	4	3	3	3	3	3	4	27	good
MA-IV	Developmental Psychology	4	4	3	3	3	3	3	4	27	good
MA-IV	Developmental Psychology	4	4	4	3	4	2	4	4	29	good
MA-IV	Developmental Psychology	4	4	3	3	3	3	3	4	27	good
PGC	Counselling Theories & Techniques	4	4	3	3	3	3	3	4	27	good
PGC	Counselling Theories & Techniques	4	4	3	3	3	3	3	4	27	good
PGC	Counselling Theories & Techniques	4	4	4	3	4	2	4	4	29	good
PGC	Counselling Theories & Techniques	4	4	4	4	4	4	4	4	32	very good
PGC	Counselling Theories & Techniques	4	4	4	3	4	2	4	4	29	good
PGC	Counselling Theories & Techniques	4	4	4	4	4	4	4	4	32	very good
PGC	Counselling Theories & Techniques	4	4	3	3	3	3	3	4	27	good

344	2018-2019	Dr. Basheer Hasan	PGC	Counselling Theories & Techniques	4	4	3	3	3	3	3	4	27	good
345	2018-2019		MA-III & IV	Psychotherapeutic Counselling	4	4	3	3	3	3	3	4	27	good
346	2018-2019		MA-III & IV	Psychotherapeutic Counselling	4	4	4	3	4	2	4	4	29	good
347	2018-2019		MA-III & IV	Psychotherapeutic Counselling	4	4	4	4	4	4	4	4	32	very good
348	2018-2019		MA-III & IV	Psychotherapeutic Counselling	4	4	3	3	3	3	3	4	27	good
349	2018-2019		MA-III & IV	Psychotherapeutic Counselling	4	4	3	3	3	3	3	4	27	good
350	2018-2019		MA-III & IV	Psychotherapeutic Counselling	4	4	3	3	3	3	3	4	27	good
351	2018-2019		MA-III & IV	Psychotherapeutic Counselling	4	4	4	3	4	2	4	4	29	good
352	2018-2019		MA-III & IV	Psychotherapeutic Counselling	4	4	4	4	4	4	4	4	32	very good
353	2018-2019		MA-III & IV	Psychotherapeutic Counselling	4	4	3	3	3	3	3	4	27	good
354	2018-2019		MA-III & IV	Psychotherapeutic Counselling	4	4	3	3	3	3	3	4	27	good
355	2018-2019		MA-III & IV	Psychotherapeutic Counselling	4	4	3	3	3	3	3	4	27	good
356	2018-2019		MA-III & IV	Psychotherapeutic Counselling	4	4	4	3	4	2	4	4	29	good
357	2018-2019		MA-III & IV	Psychotherapeutic Counselling	4	4	4	4	4	4	4	4	32	very good
358	2018-2019		MA-III & IV	Psychotherapeutic Counselling	4	4	3	3	3	3	3	4	27	good
359	2018-2019		MA-III & IV	Psychotherapeutic Counselling	4	4	3	3	3	3	3	4	27	good
360	2018-2019		MA-III & IV	Psychotherapeutic Counselling	4	4	3	3	3	3	3	4	27	good
361	2018-2019	MA-III & IV	Psychotherapeutic Counselling	4	4	4	3	4	2	4	4	29	good	
362	2018-2019	MA-III & IV	Psychotherapeutic Counselling	4	4	4	4	4	4	4	4	32	very good	

363	2018-2019		MA-III & IV	Psychotherapeutic Counselling	4	4	3	3	3	3	3	4	27	good
364	2018-2019		PGC	Psycholglcal Guidance	4	4	3	3	3	3	3	4	27	good
365	2018-2019		PGC	Psycholglcal Guidance	4	4	3	3	3	3	3	4	27	good
366	2018-2019		PGC	Psycholglcal Guidance	4	4	4	3	4	2	4	4	29	good
367	2018-2019		PGC	Psycholglcal Guidance	4	4	4	4	4	4	4	4	32	very good
368	2018-2019		PGC	Psycholglcal Guidance	4	4	3	3	3	3	3	4	27	good
369	2018-2019		PGC	Psycholglcal Guidance	4	4	3	3	3	3	3	4	27	good
370	2018-2019		PGC	Psycholglcal Guidance	4	4	3	3	3	3	3	4	27	good
371	2018-2019		PGC	Psycholglcal Guidance	4	4	4	3	4	2	4	4	29	good
372	2018-2019		PGC	Psycholglcal Guidance	4	4	4	4	4	4	4	4	32	very good
373	2018-2019		PGC	Psycholglcal Guidance	4	4	3	3	3	3	3	4	27	good
374	2018-2019	Dr. Priyamvada Shrivastava	MA-I & III	Research Methods and Statistics / Health Behaviour	4	4	3	3	3	3	3	4	27	good
375	2018-2019		MA-I & III	Research Methods and Statistics / Health Behaviour	4	4	4	3	4	2	4	4	29	good
376	2018-2019		MA-I & III	Research Methods and Statistics / Health Behaviour	4	4	4	4	4	4	4	4	32	very good
377	2018-2019		MA-I & III	Research Methods and Statistics / Health Behaviour	4	4	3	3	3	3	3	4	27	good
378	2018-2019		MA-I & III	Research Methods and Statistics / Health Behaviour	4	4	3	3	3	3	3	4	27	good
379	2018-2019		MA-I & III	Research Methods and Statistics / Health	4	4	3	3	3	3	3	4	27	good

380	2018-2019
381	2018-2019
382	2018-2019
383	2018-2019
384	2018-2019
385	2018-2019
386	2018-2019
387	2018-2019
388	2018-2019
389	2018-2019

MA-I & III	Research Methods and Statistics / Health Behaviour	4	4	4	3	4	2	4	4	29	good
MA-I & III	Research Methods and Statistics / Health Behaviour	4	4	4	4	4	4	4	4	32	very good
MA-I & III	Research Methods and Statistics / Health Behaviour	4	4	3	3	3	3	3	4	27	good
MA-I & III	Research Methods and Statistics / Health Behaviour	4	4	3	3	3	3	3	4	27	good
MA-I & III	Research Methods and Statistics / Health Behaviour	4	4	3	3	3	3	3	4	27	good
MA-I & III	Research Methods and Statistics / Health Behaviour	4	4	4	3	4	2	4	4	29	good
MA-I & III	Research Methods and Statistics / Health Behaviour	4	4	4	4	4	4	4	4	32	very good
MA-I & III	Research Methods and Statistics / Health Behaviour	4	4	3	3	3	3	3	4	27	good
MA-I & III	Research Methods and Statistics / Health Behaviour	4	4	3	3	3	3	3	4	27	good
PGDRP	Community Based Rehabilitation	4	4	3	3	3	3	3	4	27	good

390	2018-2019		PGDRP	Community Based Rehabilitation	4	4	4	3	4	2	4	4	29	good
391	2018-2019		PGDRP	Community Based Rehabilitation	4	4	4	4	4	4	4	4	32	very good
392	2018-2019		PGDRP	Community Based Rehabilitation	4	4	3	3	3	3	3	4	27	good
393	2018-2019		PGDRP	Community Based Rehabilitation	4	4	3	3	3	3	3	4	27	good
394	2018-2019		PGDRP	Community Based Rehabilitation	4	4	3	3	3	3	3	4	27	good
395	2018-2019		PGDRP	Community Based Rehabilitation									0	good
396	2018-2019	Dr. Prabhavati Shukla	MA-I & III	Basic Psychological Process	4	4	3	3	3	3	3	4	27	good
397	2018-2019		MA-I & III	Basic Psychological Process	4	4	4	3	4	2	4	4	29	good
398	2018-2019		MA-I & III	Basic Psychological Process	4	4	4	4	4	4	4	4	32	very good
399	2018-2019		MA-I & III	Basic Psychological Process	4	4	3	3	3	3	3	4	27	good
400	2018-2019		MA-I & III	Basic Psychological Process	4	4	3	3	3	3	3	4	27	good
401	2018-2019		MA-I & III	Basic Psychological Process	4	4	3	3	3	3	3	4	27	good
402	2018-2019		MA-I & III	Basic Psychological Process	4	4	4	3	4	2	4	4	29	good
403	2018-2019		MA-I & III	Basic Psychological Process	4	4	4	4	4	4	4	4	32	very good
404	2018-2019		MA-I & III	Basic Psychological Process	4	4	3	3	3	3	3	4	27	good
405	2018-2019		MA-I & III	Basic Psychological Process	4	4	3	3	3	3	3	4	27	good
406	2018-2019	MA-I & III	Basic Psychological Process	4	4	3	3	3	3	3	4	27	good	

407	2018-2019		MA-I & III	Basic Psychological Process	4	4	4	3	4	2	4	4	29	good
408	2018-2019		MA-I & III	Basic Psychological Process	4	4	4	4	4	4	4	4	32	very good
409	2018-2019		MA-I & III	Basic Psychological Process	4	4	3	3	3	3	3	4	27	good
410	2018-2019		MA- II & IV	Psychological Assessment	4	4	3	3	3	3	3	4	27	good
411	2018-2019		MA- II & IV	Psychological Assessment	4	4	3	3	3	3	3	4	27	good
412	2018-2019		MA- II & IV	Psychological Assessment	4	4	3	3	3	3	3	4	27	good
413	2018-2019		MA- II & IV	Psychological Assessment	4	4	4	3	4	2	4	4	29	good
414	2018-2019		MA- II & IV	Psychological Assessment	4	4	4	4	4	4	4	4	32	very good
415	2018-2019		MA- II & IV	Psychological Assessment	4	4	3	3	3	3	3	4	27	good
416	2018-2019		MA- II & IV	Psychological Assessment	4	4	3	3	3	3	3	4	27	good
417	2018-2019		MA- II & IV	Psychological Assessment	4	4	3	3	3	3	3	4	27	good
418	2018-2019		MA- II & IV	Psychological Assessment	4	4	4	3	4	2	4	4	29	good
419	2018-2019		MA- II & IV	Psychological Assessment	4	4	4	4	4	4	4	4	32	very good
420	2018-2019		MA- II & IV	Psychological Assessment	4	4	3	3	3	3	3	4	27	good
421	2018-2019		MA- II & IV	Psychological Assessment	4	4	3	3	3	3	3	4	27	good
422	2018-2019		MA- II & IV	Psychological Assessment	4	4	3	3	3	3	3	4	27	good
423	2018-2019	Dr. Meeta Jha	MA-I & III	Social Psychology /Clinical Diagnosis	4	4	4	3	4	2	4	4	29	good
424	2018-2019		MA-I & III	Social Psychology /Clinical Diagnosis	4	4	4	4	4	4	4	4	32	very good

425	2018-2019
426	2018-2019
427	2018-2019
428	2018-2019
429	2018-2019
430	2018-2019
431	2018-2019
432	2018-2019
433	2018-2019
434	2018-2019
435	2018-2019
436	2018-2019
437	2018-2019
438	2018-2019

MA-I & III	Social Psychology /Clinical Diagnosis	4	4	3	3	3	3	3	4	27	good
MA-I & III	Social Psychology /Clinical Diagnosis	4	4	3	3	3	3	3	4	27	good
MA-I & III	Social Psychology /Clinical Diagnosis	4	4	3	3	3	3	3	4	27	good
MA-I & III	Social Psychology /Clinical Diagnosis	4	4	4	3	4	2	4	4	29	good
MA-I & III	Social Psychology /Clinical Diagnosis	4	4	4	4	4	4	4	*	32	very good
MA-I & III	Social Psychology /Clinical Diagnosis	4	4	3	3	3	3	3	4	27	good
MA-I & III	Social Psychology /Clinical Diagnosis	4	4	3	3	3	3	3	4	27	good
MA-I & III	Social Psychology /Clinical Diagnosis	4	4	3	3	3	3	3	4	27	good
MA-I & III	Social Psychology /Clinical Diagnosis	4	4	4	3	4	2	4	4	29	good
MA-I & III	Social Psychology /Clinical Diagnosis	4	4	4	4	4	4	4	4	32	very good
MA-I & III	Social Psychology /Clinical Diagnosis	4	4	3	3	3	3	3	4	27	good
MA-I & III	Social Psychology /Clinical Diagnosis	4	4	3	3	3	3	3	4	27	good
MA-I & III	Social Psychology /Clinical Diagnosis	4	4	3	3	3	3	3	4	27	good
MA-I & III	Social Psychology /Clinical Diagnosis	4	4	3	3	3	3	3	4	27	good
MA-II & IV	Social Psychology /Clinical Diagnosis	4	4	3	3	3	3	3	4	27	good
MA-II & IV	Social Psychology /Clinical Diagnosis	4	4	4	3	4	2	4	4	29	good

439	2018-2019
440	2018-2019
441	2018-2019
442	2018-2019
443	2018-2019
444	2018-2019
445	2018-2019
446	2018-2019
447	2018-2019
448	2018-2019
449	2018-2019
450	2018-2019
451	2018-2019
452	2018-2019
453	2018-2019
454	2018-2019
455	2018-2019
456	2018-2019

MA- II & IV	Social Psychology /Clinical Diagnosis	4	4	4	4	4	4	4	4	32	very good
MA- II & IV	Social Psychology /Clinical Diagnosis	4	4	3	3	3	3	3	4	27	good
MA- II & IV	Social Psychology /Clinical Diagnosis	4	4	3	3	3	3	3	4	27	good
MA- II & IV	Social Psychology /Clinical Diagnosis	4	4	3	3	3	3	3	4	27	good
MA- II & IV	Social Psychology /Clinical Diagnosis	4	4	4	3	4	2	4	4	29	good
MA- II & IV	Social Psychology /Clinical Diagnosis	4	4	4	4	4	4	4	4	32	very good
MA- II & IV	Social Psychology /Clinical Diagnosis	4	4	3	3	3	3	3	4	27	good
MA- II & IV	Social Psychology /Clinical Diagnosis	4	4	3	3	3	3	3	4	27	good
MA- II & IV	Social Psychology /Clinical Diagnosis	4	4	3	3	3	3	3	4	27	good
MA- II & IV	Social Psychology /Clinical Diagnosis	4	4	4	3	4	2	4	4	29	good
MA- II & IV	Social Psychology /Clinical Diagnosis	4	4	4	4	4	4	4	4	32	very good
PGC	Psycholgical Guidance	4	4	3	3	3	3	3	4	27	good
PGC	Psycholgical Guidance	4	4	3	3	3	3	3	4	27	good
PGC	Psycholgical Guidance	4	4	3	3	3	3	3	4	27	good
PGC	Psycholgical Guidance	4	4	4	3	4	2	4	4	29	good
PGC	Psycholgical Guidance	4	4	4	4	4	4	4	4	32	very good
PGC	Psycholgical Guidance	4	4	3	3	3	3	3	4	27	good
PGC	Psycholgical Guidance	4	4	3	3	3	3	3	4	27	good

457	2018-2019	Shama Hamdani	PGC	Psychological Guidance	4	4	3	3	3	3	3	4	27	good
458	2018-2019		PGC	Psychological Guidance	4	4	4	3	4	2	4	4	29	good
459	2018-2019		PGC	Psychological Guidance	4	4	4	4	4	4	4	4	32	very good
460	2018-2019		PGDRP	Disability and Rehabilitation/Rehabilitation Assessment and Counselling	4	4	3	3	3	3	3	4	27	good
461	2018-2019		PGDRP	Disability and Rehabilitation/Rehabilitation Assessment and Counselling	4	4	3	3	3	3	3	4	27	good
462	2018-2019		PGDRP	Disability and Rehabilitation/Rehabilitation Assessment and Counselling	4	4	4	3	4	2	4	4	29	good
463	2018-2019		PGDRP	Disability and Rehabilitation/Rehabilitation Assessment and Counselling	4	4	4	4	4	4	4	4	32	very good
464	2018-2019	PGDRP	Disability and Rehabilitation/Rehabilitation Assessment and Counselling	4	4	3	3	3	3	3	4	27	good	

465	2018-2019		PGDRP	Disability and Rehabilitation/Rehabilitation Assessment and Counselling	4	4	3	3	3	3	3	4	27	good
466	2018-2019		PGDRP	Disability and Rehabilitation/Rehabilitation Assessment and Counselling	4	4	3	3	3	3	3	4	27	good
467	2018-2019		PGDRP	Disability and Rehabilitation/Rehabilitation Assessment and Counselling	4	4	3	3	3	3	3	4	27	good
468	2018-2019	Narendra Verma	PGDRP	Psychosocial Issues in Disabilities/Community Based Rehabilitation	4	4	3	3	3	3	3	4	27	good
469	2018-2019		PGDRP	Psychosocial Issues in Disabilities/Community Based Rehabilitation	4	4	4	3	4	2	4	4	29	good
470	2018-2019		PGDRP	Psychosocial Issues in Disabilities/Community Based Rehabilitation	4	4	4	4	4	4	4	4	32	very good
471	2018-2019		PGDRP	Psychosocial Issues in Disabilities/Community Based Rehabilitation	4	4	3	3	3	3	3	4	27	good

472	2018-2019		PGDRP	Psychosocial Issues in Disabilities/Community Based Rehabilitation	4	4	3	3	3	3	3	4	27	good
473	2018-2019		PGDRP	Psychosocial Issues in Disabilities/Community Based Rehabilitation	4	4	3	3	3	3	3	4	27	good
474	2018-2019		PGDRP	Psychosocial Issues in Disabilities/Community Based Rehabilitation	4	4	4	3	4	2	4	4	29	good
475	2019-2020	Dr. Promila Singh	MA-I	Psychopathology	4	4	3	3	3	3	3	4	27	good
476	2019-2020		MA-I	Psychopathology	4	4	3	3	3	3	3	4	27	good
477	2019-2020		MA-I	Psychopathology	4	4	3	3	3	3	3	4	27	good
478	2019-2020		MA-I	Psychopathology	4	4	4	3	4	2	4	4	29	good
479	2019-2020		MA-I	Psychopathology	4	4	4	4	4	4	4	4	32	very good
480	2019-2020		MA-I	Psychopathology	4	4	3	3	3	3	3	4	27	good
481	2019-2020		MA-I	Psychopathology	4	4	3	3	3	3	3	4	27	good
482	2019-2020		MA-I	Psychopathology	4	4	3	3	3	3	3	4	27	good
483	2019-2020		MA-I	Psychopathology	4	4	4	3	4	2	4	4	29	good
484	2019-2020		MA-I	Psychopathology	4	4	4	4	4	4	4	4	32	very good
485	2019-2020		MA-I	Psychopathology	4	4	3	3	3	3	3	4	27	good
486	2019-2020		MA-I	Psychopathology	4	4	3	3	3	3	3	4	27	good
487	2019-2020		MA-I	Psychopathology	4	4	3	3	3	3	3	4	27	good
488	2019-2020		MA-IV	Developmental Psychology	4	4	4	3	4	2	4	4	29	good
489	2019-2020		MA-IV	Developmental Psychology	4	4	4	4	4	4	4	4	32	very good
490	2019-2020		MA-IV	Developmental Psychology	4	4	3	3	3	3	3	4	27	good
491	2019-2020	MA-IV	Developmental Psychology	4	4	3	3	3	3	3	4	27	good	

492	2019-2020	MA-IV	Developmental Psychology	4	4	3	3	3	3	3	4	27	good	
493	2019-2020	MA-IV	Developmental Psychology	4	4	4	3	4	2	4	4	29	good	
494	2019-2020	MA-IV	Developmental Psychology	4	4	4	4	4	4	4	4	32	very good	
495	2019-2020	MA-IV	Developmental Psychology	4	4	3	3	3	3	3	4	27	good	
496	2019-2020	MA-IV	Developmental Psychology	4	4	3	3	3	3	3	4	27	good	
497	2019-2020	MA-IV	Developmental Psychology	4	4	3	3	3	3	3	4	27	good	
498	2019-2020	MA-IV	Developmental Psychology	4	4	4	3	4	2	4	4	29	good	
499	2019-2020	MA-IV	Developmental Psychology	4	4	3	3	3	3	3	4	27	good	
500	2019-2020	PGC	Counselling Theories & Techniques	4	4	3	3	3	3	3	4	27	good	
501	2019-2020	PGC	Counselling Theories & Techniques	4	4	3	3	3	3	3	4	27	good	
502	2019-2020	PGC	Counselling Theories & Techniques	4	4	4	3	4	2	4	4	29	good	
503	2019-2020	PGC	Counselling Theories & Techniques	4	4	4	4	4	4	4	4	32	very good	
504	2019-2020	PGC	Counselling Theories & Techniques	4	4	4	3	4	2	4	4	29	good	
505	2019-2020	PGC	Counselling Theories & Techniques	4	4	4	4	4	4	4	4	32	very good	
506	2019-2020	PGC	Counselling Theories & Techniques	4	4	3	3	3	3	3	4	27	good	
507	2019-2020	PGC	Counselling Theories & Techniques	4	4	3	3	3	3	3	4	27	good	
508	2019-2020	Dr. Basheer Hasan	MA-III & IV	Psychotherapeutic Counselling	4	4	3	3	3	3	4	27	good	
509	2019-2020		MA-III & IV	Psychotherapeutic Counselling	4	4	4	3	4	2	4	4	29	good
510	2019-2020		MA-III & IV	Psychotherapeutic Counselling	4	4	4	4	4	4	4	4	32	very good

511	2019-2020
512	2019-2020
513	2019-2020
514	2019-2020
515	2019-2020
516	2019-2020
517	2019-2020
518	2019-2020
519	2019-2020
520	2019-2020
521	2019-2020
522	2019-2020
523	2019-2020
524	2019-2020
525	2019-2020
526	2019-2020
527	2019-2020
528	2019-2020
529	2019-2020
530	2019-2020
531	2019-2020

MA-III & IV	Psychotherapeut ic Counselling	4	4	3	3	3	3	3	4	27	good
MA-III & IV	Psychotherapeut ic Counselling	4	4	3	3	3	3	3	4	27	good
MA-III & IV	Psychotherapeut ic Counselling	4	4	3	3	3	3	3	4	27	good
MA-III & IV	Psychotherapeut ic Counselling	4	4	4	3	4	2	4	4	29	good
MA-III & IV	Psychotherapeut ic Counselling	4	4	4	4	4	4	4	4	32	very good
MA-III & IV	Psychotherapeut ic Counselling	4	4	3	3	3	3	3	4	27	good
MA-III & IV	Psychotherapeut ic Counselling	4	4	3	3	3	3	3	4	27	good
MA-III & IV	Psychotherapeut ic Counselling	4	4	3	3	3	3	3	4	27	good
MA-III & IV	Psychotherapeut ic Counselling	4	4	4	3	4	2	4	4	29	good
MA-III & IV	Psychotherapeut ic Counselling	4	4	4	4	4	4	4	4	32	very good
MA-III & IV	Psychotherapeut ic Counselling	4	4	3	3	3	3	3	4	27	good
MA-III & IV	Psychotherapeut ic Counselling	4	4	3	3	3	3	3	4	27	good
MA-III & IV	Psychotherapeut ic Counselling	4	4	3	3	3	3	3	4	27	good
MA-III & IV	Psychotherapeut ic Counselling	4	4	4	3	4	2	4	4	29	good
MA-III & IV	Psychotherapeut ic Counselling	4	4	4	4	4	4	4	4	32	very good
MA-III & IV	Psychotherapeut ic Counselling	4	4	3	3	3	3	3	4	27	good
PGC	Psycholgical Guidance	4	4	3	3	3	3	3	4	27	good
PGC	Psycholgical Guidance	4	4	3	3	3	3	3	4	27	good
PGC	Psycholgical Guidance	4	4	4	3	4	2	4	4	29	good
PGC	Psycholgical Guidance	4	4	4	4	4	4	4	4	32	very good
PGC	Psycholgical Guidance	4	4	3	3	3	3	3	4	27	good

532	2019-2020		PGC	Psychological Guidance	4	4	3	3	3	3	3	4	27	good
533	2019-2020		PGC	Psychological Guidance	4	4	3	3	3	3	3	4	27	good
534	2019-2020		PGC	Psychological Guidance	4	4	4	3	4	2	4	4	29	good
535	2019-2020		PGC	Psychological Guidance	4	4	4	4	4	4	4	4	32	very good
536	2019-2020		PGC	Psychological Guidance	4	4	3	3	3	3	3	4	27	good
537	2019-2020	Dr. Priyamvada Shrivastava	MA-I & III	Research Methods and Statistics / Health Behaviour	4	4	3	3	3	3	3	4	27	good
538	2019-2020		MA-I & III	Research Methods and Statistics / Health Behaviour	4	4	4	3	4	2	4	4	29	good
539	2019-2020		MA-I & III	Research Methods and Statistics / Health Behaviour	4	4	4	4	4	4	4	4	32	very good
540	2019-2020		MA-I & III	Research Methods and Statistics / Health Behaviour	4	4	3	3	3	3	3	4	27	good
541	2019-2020		MA-I & III	Research Methods and Statistics / Health Behaviour	4	4	3	3	3	3	3	4	27	good
542	2019-2020		MA-I & III	Research Methods and Statistics / Health Behaviour	4	4	3	3	3	3	3	4	27	good
543	2019-2020		MA-I & III	Research Methods and Statistics / Health Behaviour	4	4	4	3	4	2	4	4	29	good
544	2019-2020		MA-I & III	Research Methods and Statistics / Health Behaviour	4	4	4	4	4	4	4	4	32	very good

545	2019-2020
546	2019-2020
547	2019-2020
548	2019-2020
549	2019-2020
550	2019-2020
551	2019-2020
552	2019-2020
553	2019-2020
554	2019-2020
555	2019-2020

MA-I & III	Research Methods and Statistics / Health Behaviour	4	4	3	3	3	3	3	4	27	good
MA-I & III	Research Methods and Statistics / Health Behaviour	4	4	3	3	3	3	3	4	27	good
MA-I & III	Research Methods and Statistics / Health Behaviour	4	4	3	3	3	3	3	4	27	good
MA-I & III	Research Methods and Statistics / Health Behaviour	4	4	4	3	4	2	4	4	29	good
MA-I & III	Research Methods and Statistics / Health Behaviour	4	4	4	4	4	4	4	4	32	very good
MA-I & III	Research Methods and Statistics / Health Behaviour	4	4	3	3	3	3	3	4	27	good
MA-I & III	Research Methods and Statistics / Health Behaviour	4	4	3	3	3	3	3	4	27	good
PGDRP	Community Based Rehabilitation	4	4	3	3	3	3	3	4	27	good
PGDRP	Community Based Rehabilitation	4	4	4	3	4	2	4	4	29	good
PGDRP	Community Based Rehabilitation	4	4	4	4	4	4	4	4	32	very good
PGDRP	Community Based Rehabilitation	4	4	3	3	3	3	3	4	27	good

556	2019-2020	Dr. Prabhavati Shukla	PGDRP	Community Based Rehabilitation	4	4	3	3	3	3	3	4	27	good	
557	2019-2020		PGDRP	Community Based Rehabilitation	4	4	3	3	3	3	3	4	27	good	
558	2019-2020		PGDRP	Community Based Rehabilitation										0	good
559	2019-2020		MA-I & III	Basic Psychological Process	4	4	3	3	3	3	3	4	27	good	
560	2019-2020		MA-I & III	Basic Psychological Process	4	4	4	3	4	2	4	4	29	good	
561	2019-2020		MA-I & III	Basic Psychological Process	4	4	4	4	4	4	4	4	32	very good	
562	2019-2020		MA-I & III	Basic Psychological Process	4	4	3	3	3	3	3	4	27	good	
563	2019-2020		MA-I & III	Basic Psychological Process	4	4	3	3	3	3	3	4	27	good	
564	2019-2020		MA-I & III	Basic Psychological Process	4	4	3	3	3	3	3	4	27	good	
565	2019-2020		MA-I & III	Basic Psychological Process	4	4	4	3	4	2	4	4	29	good	
566	2019-2020		MA-I & III	Basic Psychological Process	4	4	4	4	4	4	4	4	32	very good	
567	2019-2020		MA-I & III	Basic Psychological Process	4	4	3	3	3	3	3	4	27	good	
568	2019-2020		MA-I & III	Basic Psychological Process	4	4	3	3	3	3	3	4	27	good	
569	2019-2020		MA-I & III	Basic Psychological Process	4	4	3	3	3	3	3	4	27	good	
570	2019-2020		MA-I & III	Basic Psychological Process	4	4	4	3	4	2	4	4	29	good	
571	2019-2020	MA-I & III	Basic Psychological Process	4	4	4	4	4	4	4	4	32	very good		
572	2019-2020	MA-I & III	Basic Psychological Process	4	4	3	3	3	3	3	4	27	good		
573	2019-2020	MA- II & IV	Psychological Assessment	4	4	3	3	3	3	3	4	27	good		

574	2019-2020	MA- II & IV	Psychological Assessment	4	4	3	3	3	3	3	4	27	good	
575	2019-2020	MA- II & IV	Psychological Assessment	4	4	3	3	3	3	3	4	27	good	
576	2019-2020	MA- II & IV	Psychological Assessment	4	4	4	3	4	2	4	4	29	good	
577	2019-2020	MA- II & IV	Psychological Assessment	4	4	4	4	4	4	4	4	32	very good	
578	2019-2020	MA- II & IV	Psychological Assessment	4	4	3	3	3	3	3	4	27	good	
579	2019-2020	MA- II & IV	Psychological Assessment	4	4	3	3	3	3	3	4	27	good	
580	2019-2020	MA- II & IV	Psychological Assessment	4	4	3	3	3	3	3	4	27	good	
581	2019-2020	MA- II & IV	Psychological Assessment	4	4	4	3	4	2	4	4	29	good	
582	2019-2020	MA- II & IV	Psychological Assessment	4	4	4	4	4	4	4	4	32	very good	
583	2019-2020	MA- II & IV	Psychological Assessment	4	4	3	3	3	3	3	4	27	good	
584	2019-2020	MA- II & IV	Psychological Assessment	4	4	3	3	3	3	3	4	27	good	
585	2019-2020	MA- II & IV	Psychological Assessment	4	4	3	3	3	3	3	4	27	good	
586	2019-2020	Dr. Meeta Jha	MA-I & III	Social Psychology /Clinical Diagnosis	4	4	4	3	4	2	4	4	29	good
587	2019-2020		MA-I & III	Social Psychology /Clinical Diagnosis	4	4	4	4	4	4	4	4	32	very good
588	2019-2020		MA-I & III	Social Psychology /Clinical Diagnosis	4	4	3	3	3	3	3	4	27	good
589	2019-2020		MA-I & III	Social Psychology /Clinical Diagnosis	4	4	3	3	3	3	3	4	27	good
590	2019-2020		MA-I & III	Social Psychology /Clinical Diagnosis	4	4	3	3	3	3	3	4	27	good

591	2019-2020
592	2019-2020
593	2019-2020
594	2019-2020
595	2019-2020
596	2019-2020
597	2019-2020
598	2019-2020
599	2019-2020
600	2019-2020
601	2019-2020
602	2019-2020
603	2019-2020
604	2019-2020

MA-I & III	Social Psychology /Clinical Diagnosis	4	4	4	3	4	2	4	4	29	good
MA-I & III	Social Psychology /Clinical Diagnosis	4	4	4	4	4	4	4	4	32	very good
MA-I & III	Social Psychology /Clinical Diagnosis	4	4	3	3	3	3	3	4	27	good
MA-I & III	Social Psychology /Clinical Diagnosis	4	4	3	3	3	3	3	4	27	good
MA-I & III	Social Psychology /Clinical Diagnosis	4	4	3	3	3	3	3	4	27	good
MA-I & III	Social Psychology /Clinical Diagnosis	4	4	4	3	4	2	4	4	29	good
MA-I & III	Social Psychology /Clinical Diagnosis	4	4	4	4	4	4	4	4	32	very good
MA-I & III	Social Psychology /Clinical Diagnosis	4	4	3	3	3	3	3	4	27	good
MA-I & III	Social Psychology /Clinical Diagnosis	4	4	3	3	3	3	3	4	27	good
MA- II & IV	Social Psychology /Clinical Diagnosis	4	4	3	3	3	3	3	4	27	good
MA- II & IV	Social Psychology /Clinical Diagnosis	4	4	4	3	4	2	4	4	29	good
MA- II & IV	Social Psychology /Clinical Diagnosis	4	4	4	4	4	4	4	4	32	very good
MA- II & IV	Social Psychology /Clinical Diagnosis	4	4	3	3	3	3	3	4	27	good
MA- II & IV	Social Psychology /Clinical Diagnosis	4	4	3	3	3	3	3	4	27	good

605	2019-2020	MA- II & IV	Social Psychology /Clinical Diagnosis	4	4	3	3	3	3	3	4	27	good
606	2019-2020	MA- II & IV	Social Psychology /Clinical Diagnosis	4	4	4	3	4	2	4	4	29	good
607	2019-2020	MA- II & IV	Social Psychology /Clinical Diagnosis	4	4	4	4	4	4	4	4	32	very good
608	2019-2020	MA- II & IV	Social Psychology /Clinical Diagnosis	4	4	3	3	3	3	3	4	27	good
609	2019-2020	MA- II & IV	Social Psychology /Clinical Diagnosis	4	4	3	3	3	3	3	4	27	good
610	2019-2020	MA- II & IV	Social Psychology /Clinical Diagnosis	4	4	3	3	3	3	3	4	27	good
611	2019-2020	MA- II & IV	Social Psychology /Clinical Diagnosis	4	4	4	3	4	2	4	4	29	good
612	2019-2020	MA- II & IV	Social Psychology /Clinical Diagnosis	4	4	4	4	4	4	4	4	32	very good
613	2019-2020	PGC	Psychological Guidance	4	4	3	3	3	3	3	4	27	good
614	2019-2020	PGC	Psychological Guidance	4	4	3	3	3	3	3	4	27	good
615	2019-2020	PGC	Psychological Guidance	4	4	3	3	3	3	3	4	27	good
616	2019-2020	PGC	Psychological Guidance	4	4	4	3	4	2	4	4	29	good
617	2019-2020	PGC	Psychological Guidance	4	4	4	4	4	4	4	4	32	very good
618	2019-2020	PGC	Psychological Guidance	4	4	3	3	3	3	3	4	27	good
619	2019-2020	PGC	Psychological Guidance	4	4	3	3	3	3	3	4	27	good
620	2019-2020	PGC	Psychological Guidance	4	4	3	3	3	3	3	4	27	good
621	2019-2020	PGC	Psychological Guidance	4	4	4	3	4	2	4	4	29	good
622	2019-2020	PGC	Psychological Guidance	4	4	4	4	4	4	4	4	32	very good

623	2019-2020	Shama Hamdani	PGDRP	Disability and Rehabilitation/Rehabilitation Assessment and Counselling	4	4	3	3	3	3	3	4	27	good
624	2019-2020		PGDRP	Disability and Rehabilitation/Rehabilitation Assessment and Counselling	4	4	3	3	3	3	3	4	27	good
625	2019-2020		PGDRP	Disability and Rehabilitation/Rehabilitation Assessment and Counselling	4	4	4	3	4	2	4	4	29	good
626	2019-2020		PGDRP	Disability and Rehabilitation/Rehabilitation Assessment and Counselling	4	4	4	4	4	4	4	4	32	very good
627	2019-2020		PGDRP	Disability and Rehabilitation/Rehabilitation Assessment and Counselling	4	4	3	3	3	3	3	4	27	good
628	2019-2020		PGDRP	Disability and Rehabilitation/Rehabilitation Assessment and Counselling	4	4	3	3	3	3	3	4	27	good

629	2019-2020		PGDRP	Disability and Rehabilitation/Rehabilitation Assessment and Counselling	4	4	3	3	3	3	3	4	27	good
630	2019-2020		PGDRP	Disability and Rehabilitation/Rehabilitation Assessment and Counselling	4	4	3	3	3	3	3	4	27	good
631	2019-2020	Narendra Verma	PGDRP	Psychosocial Issues in Disabilities/Community Based Rehabilitation	4	4	3	3	3	3	3	4	27	good
632	2019-2020		PGDRP	Psychosocial Issues in Disabilities/Community Based Rehabilitation	4	4	4	3	4	2	4	4	29	good
633	2019-2020		PGDRP	Psychosocial Issues in Disabilities/Community Based Rehabilitation	4	4	4	4	4	4	4	4	32	very good
634	2019-2020		PGDRP	Psychosocial Issues in Disabilities/Community Based Rehabilitation	4	4	3	3	3	3	3	4	27	good
635	2019-2020		PGDRP	Psychosocial Issues in Disabilities/Community Based Rehabilitation	4	4	3	3	3	3	3	4	27	good

636	2019-2020		PGDRP	Psychosocial Issues in Disabilities/Community Based Rehabilitation	4	4	3	3	3	3	3	4	27	good
637	2019-2020		PGDRP	Psychosocial Issues in Disabilities/Community Based Rehabilitation	4	4	4	3	4	2	4	4	29	good
638	2020-2021	Dr. Promila Singh	MA-I	Psychopathology	4	4	3	3	3	3	3	4	27	good
639	2020-2021		MA-I	Psychopathology	4	4	3	3	3	3	3	4	27	good
640	2020-2021		MA-I	Psychopathology	4	4	3	3	3	3	3	4	27	good
641	2020-2021		MA-I	Psychopathology	4	4	4	3	4	2	4	4	29	good
642	2020-2021		MA-I	Psychopathology	4	4	4	4	4	4	4	4	32	very good
643	2020-2021		MA-I	Psychopathology	4	4	3	3	3	3	3	4	27	good
644	2020-2021		MA-I	Psychopathology	4	4	3	3	3	3	3	4	27	good
645	2020-2021		MA-I	Psychopathology	4	4	3	3	3	3	3	4	27	good
646	2020-2021		MA-I	Psychopathology	4	4	4	3	4	2	4	4	29	good
647	2020-2021		MA-I	Psychopathology	4	4	4	4	4	4	4	4	32	very good
648	2020-2021		MA-I	Psychopathology	4	4	3	3	3	3	3	4	27	good
649	2020-2021		MA-I	Psychopathology	4	4	3	3	3	3	3	4	27	good
650	2020-2021		MA-I	Psychopathology	4	4	3	3	3	3	3	4	27	good
651	2020-2021		MA-IV	Developmental Psychology	4	4	4	3	4	2	4	4	29	good
652	2020-2021		MA-IV	Developmental Psychology	4	4	4	4	4	4	4	4	32	very good
653	2020-2021		MA-IV	Developmental Psychology	4	4	3	3	3	3	3	4	27	good
654	2020-2021	MA-IV	Developmental Psychology	4	4	3	3	3	3	3	4	27	good	
655	2020-2021	MA-IV	Developmental Psychology	4	4	3	3	3	3	3	4	27	good	
656	2020-2021	MA-IV	Developmental Psychology	4	4	4	3	4	2	4	4	29	good	

657	2020-2021
658	2020-2021
659	2020-2021
660	2020-2021
661	2020-2021
662	2020-2021
663	2020-2021
664	2020-2021
665	2020-2021
666	2020-2021
667	2020-2021
668	2020-2021
669	2020-2021
670	2020-2021
671	2020-2021
672	2020-2021
673	2020-2021
674	2020-2021
675	2020-2021

**Dr. Basheer
Hasan**

MA-IV	Developmental Psychology	4	4	4	4	4	4	4	4	32	very good
MA-IV	Developmental Psychology	4	4	3	3	3	3	3	4	27	good
MA-IV	Developmental Psychology	4	4	3	3	3	3	3	4	27	good
MA-IV	Developmental Psychology	4	4	3	3	3	3	3	4	27	good
MA-IV	Developmental Psychology	4	4	4	3	4	2	4	4	29	good
MA-IV	Developmental Psychology	4	4	3	3	3	3	3	4	27	good
PGC	Counselling Theories & Techniques	4	4	3	3	3	3	3	4	27	good
PGC	Counselling Theories & Techniques	4	4	3	3	3	3	3	4	27	good
PGC	Counselling Theories & Techniques	4	4	4	3	4	2	4	4	29	good
PGC	Counselling Theories & Techniques	4	4	4	4	4	4	4	4	32	very good
PGC	Counselling Theories & Techniques	4	4	4	3	4	2	4	4	29	good
PGC	Counselling Theories & Techniques	4	4	4	4	4	4	4	4	32	very good
PGC	Counselling Theories & Techniques	4	4	3	3	3	3	3	4	27	good
PGC	Counselling Theories & Techniques	4	4	3	3	3	3	3	4	27	good
MA-III & IV	Psychotherapeutic Counselling	4	4	3	3	3	3	3	4	27	good
MA-III & IV	Psychotherapeutic Counselling	4	4	4	3	4	2	4	4	29	good
MA-III & IV	Psychotherapeutic Counselling	4	4	4	4	4	4	4	4	32	very good
MA-III & IV	Psychotherapeutic Counselling	4	4	3	3	3	3	3	4	27	good
MA-III & IV	Psychotherapeutic Counselling	4	4	3	3	3	3	3	4	27	good

676	2020-2021
677	2020-2021
678	2020-2021
679	2020-2021
680	2020-2021
681	2020-2021
682	2020-2021
683	2020-2021
684	2020-2021
685	2020-2021
686	2020-2021
687	2020-2021
688	2020-2021
689	2020-2021
690	2020-2021
691	2020-2021
692	2020-2021
693	2020-2021
694	2020-2021
695	2020-2021
696	2020-2021
697	2020-2021

MA-III & IV	Psychotherapeut ic Counselling	4	4	3	3	3	3	3	4	27	good
MA-III & IV	Psychotherapeut ic Counselling	4	4	4	3	4	2	4	4	29	good
MA-III & IV	Psychotherapeut ic Counselling	4	4	4	4	4	4	4	4	32	very good
MA-III & IV	Psychotherapeut ic Counselling	4	4	3	3	3	3	3	4	27	good
MA-III & IV	Psychotherapeut ic Counselling	4	4	3	3	3	3	3	4	27	good
MA-III & IV	Psychotherapeut ic Counselling	4	4	3	3	3	3	3	4	27	good
MA-III & IV	Psychotherapeut ic Counselling	4	4	4	3	4	2	4	4	29	good
MA-III & IV	Psychotherapeut ic Counselling	4	4	4	4	4	4	4	4	32	very good
MA-III & IV	Psychotherapeut ic Counselling	4	4	3	3	3	3	3	4	27	good
MA-III & IV	Psychotherapeut ic Counselling	4	4	3	3	3	3	3	4	27	good
MA-III & IV	Psychotherapeut ic Counselling	4	4	3	3	3	3	3	4	27	good
MA-III & IV	Psychotherapeut ic Counselling	4	4	4	3	4	2	4	4	29	good
MA-III & IV	Psychotherapeut ic Counselling	4	4	4	4	4	4	4	4	32	very good
MA-III & IV	Psychotherapeut ic Counselling	4	4	3	3	3	3	3	4	27	good
PGC	Psycholgical Guidance	4	4	3	3	3	3	3	4	27	good
PGC	Psycholgical Guidance	4	4	3	3	3	3	3	4	27	good
PGC	Psycholgical Guidance	4	4	4	3	4	2	4	4	29	good
PGC	Psycholgical Guidance	4	4	4	4	4	4	4	4	32	very good
PGC	Psycholgical Guidance	4	4	3	3	3	3	3	4	27	good
PGC	Psycholgical Guidance	4	4	3	3	3	3	3	4	27	good
PGC	Psycholgical Guidance	4	4	3	3	3	3	3	4	27	good
PGC	Psycholgical Guidance	4	4	4	3	4	2	4	4	29	good

698	2020-2021	Dr. Priyamvada Shrivastava	PGC	Psychological Guidance	4	4	4	4	4	4	4	4	4	32	very good
699	2020-2021		PGC	Psychological Guidance	4	4	3	3	3	3	3	3	4	27	good
700	2020-2021		MA-I & III	Research Methods and Statistics / Health Behaviour	4	4	3	3	3	3	3	3	4	27	good
701	2020-2021		MA-I & III	Research Methods and Statistics / Health Behaviour	4	4	4	3	4	2	4	4	4	29	good
702	2020-2021		MA-I & III	Research Methods and Statistics / Health Behaviour	4	4	4	4	4	4	4	4	4	32	very good
703	2020-2021		MA-I & III	Research Methods and Statistics / Health Behaviour	4	4	3	3	3	3	3	3	4	27	good
704	2020-2021		MA-I & III	Research Methods and Statistics / Health Behaviour	4	4	3	3	3	3	3	3	4	27	good
705	2020-2021		MA-I & III	Research Methods and Statistics / Health Behaviour	4	4	3	3	3	3	3	3	4	27	good
706	2020-2021		MA-I & III	Research Methods and Statistics / Health Behaviour	4	4	4	3	4	2	4	4	4	29	good
707	2020-2021		MA-I & III	Research Methods and Statistics / Health Behaviour	4	4	4	4	4	4	4	4	4	32	very good
708	2020-2021	MA-I & III	Research Methods and Statistics / Health Behaviour	4	4	3	3	3	3	3	3	4	27	good	

709	2020-2021
710	2020-2021
711	2020-2021
712	2020-2021
713	2020-2021
714	2020-2021
715	2020-2021
716	2020-2021
717	2020-2021
718	2020-2021
719	2020-2021

MA-I & III	Research Methods and Statistics / Health Behaviour	4	4	3	3	3	3	3	4	27	good
MA-I & III	Research Methods and Statistics / Health Behaviour	4	4	3	3	3	3	3	4	27	good
MA-I & III	Research Methods and Statistics / Health Behaviour	4	4	4	3	4	2	4	4	29	good
MA-I & III	Research Methods and Statistics / Health Behaviour	4	4	4	4	4	4	4	4	32	very good
MA-I & III	Research Methods and Statistics / Health Behaviour	4	4	3	3	3	3	3	4	27	good
MA-I & III	Research Methods and Statistics / Health Behaviour	4	4	3	3	3	3	3	4	27	good
PGDRP	Community Based Rehabilitation	4	4	3	3	3	3	3	4	27	good
PGDRP	Community Based Rehabilitation	4	4	4	3	4	2	4	4	29	good
PGDRP	Community Based Rehabilitation	4	4	4	4	4	4	4	4	32	very good
PGDRP	Community Based Rehabilitation	4	4	3	3	3	3	3	4	27	good
PGDRP	Community Based Rehabilitation	4	4	3	3	3	3	3	4	27	good

720	2020-2021	Dr. Prabhavati Shukla	PGDRP	Community Based Rehabilitation	4	4	3	3	3	3	3	4	27	good	
721	2020-2021		PGDRP	Community Based Rehabilitation										0	good
722	2020-2021		MA-I & III	Basic Psychological Process	4	4	3	3	3	3	3	4	27	good	
723	2020-2021		MA-I & III	Basic Psychological Process	4	4	4	3	4	2	4	4	29	good	
724	2020-2021		MA-I & III	Basic Psychological Process	4	4	4	4	4	4	4	4	32	very good	
725	2020-2021		MA-I & III	Basic Psychological Process	4	4	3	3	3	3	3	4	27	good	
726	2020-2021		MA-I & III	Basic Psychological Process	4	4	3	3	3	3	3	4	27	good	
727	2020-2021		MA-I & III	Basic Psychological Process	4	4	3	3	3	3	3	4	27	good	
728	2020-2021		MA-I & III	Basic Psychological Process	4	4	4	3	4	2	4	4	29	good	
729	2020-2021		MA-I & III	Basic Psychological Process	4	4	4	4	4	4	4	4	32	very good	
730	2020-2021		MA-I & III	Basic Psychological Process	4	4	3	3	3	3	3	4	27	good	
731	2020-2021		MA-I & III	Basic Psychological Process	4	4	3	3	3	3	3	4	27	good	
732	2020-2021		MA-I & III	Basic Psychological Process	4	4	3	3	3	3	3	4	27	good	
733	2020-2021		MA-I & III	Basic Psychological Process	4	4	4	3	4	2	4	4	29	good	
734	2020-2021		MA-I & III	Basic Psychological Process	4	4	4	4	4	4	4	4	32	very good	
735	2020-2021		MA-I & III	Basic Psychological Process	4	4	3	3	3	3	3	4	27	good	
736	2020-2021		MA- II & IV	Psychological Assessment	4	4	3	3	3	3	3	4	27	good	
737	2020-2021		MA- II & IV	Psychological Assessment	4	4	3	3	3	3	3	4	27	good	
738	2020-2021		MA- II	Psychological	4	4	3	3	3	3	3	4	27	good	

739	2020-2021	MA- II & IV	Psychological Assessment	4	4	4	3	4	2	4	4	29	good	
740	2020-2021	MA- II & IV	Psychological Assessment	4	4	4	4	4	4	4	4	32	very good	
741	2020-2021	MA- II & IV	Psychological Assessment	4	4	3	3	3	3	3	4	27	good	
742	2020-2021	MA- II & IV	Psychological Assessment	4	4	3	3	3	3	3	4	27	good	
743	2020-2021	MA- II & IV	Psychological Assessment	4	4	3	3	3	3	3	4	27	good	
744	2020-2021	MA- II & IV	Psychological Assessment	4	4	4	3	4	2	4	4	29	good	
745	2020-2021	MA- II & IV	Psychological Assessment	4	4	4	4	4	4	4	4	32	very good	
746	2020-2021	MA- II & IV	Psychological Assessment	4	4	3	3	3	3	3	4	27	good	
747	2020-2021	MA- II & IV	Psychological Assessment	4	4	3	3	3	3	3	4	27	good	
748	2020-2021	MA- II & IV	Psychological Assessment	4	4	3	3	3	3	3	4	27	good	
749	2020-2021	Dr. Meeta Jha	MA-I & III	Social Psychology /Clinical Diagnosis	4	4	4	3	4	2	4	4	29	good
750	2020-2021		MA-I & III	Social Psychology /Clinical Diagnosis	4	4	4	4	4	4	4	4	32	very good
751	2020-2021		MA-I & III	Social Psychology /Clinical Diagnosis	4	4	3	3	3	3	3	4	27	good
752	2020-2021		MA-I & III	Social Psychology /Clinical Diagnosis	4	4	3	3	3	3	3	4	27	good
753	2020-2021		MA-I & III	Social Psychology /Clinical Diagnosis	4	4	3	3	3	3	3	4	27	good
754	2020-2021		MA-I & III	Social Psychology /Clinical Diagnosis	4	4	4	3	4	2	4	4	29	good
755	2020-2021		MA-I & III	Social Psychology /Clinical	4	4	4	4	4	4	4	4	32	very good

756	2020-2021
757	2020-2021
758	2020-2021
759	2020-2021
760	2020-2021
761	2020-2021
762	2020-2021
763	2020-2021
764	2020-2021
765	2020-2021
766	2020-2021
767	2020-2021
768	2020-2021
769	2020-2021

MA-I & III	Social Psychology /Clinical Diagnosis	4	4	3	3	3	3	3	4	27	good
MA-I & III	Social Psychology /Clinical Diagnosis	4	4	3	3	3	3	3	4	27	good
MA-I & III	Social Psychology /Clinical Diagnosis	4	4	3	3	3	3	3	4	27	good
MA-I & III	Social Psychology /Clinical Diagnosis	4	4	4	3	4	2	4	4	29	good
MA-I & III	Social Psychology /Clinical Diagnosis	4	4	4	4	4	4	4	4	32	very good
MA-I & III	Social Psychology /Clinical Diagnosis	4	4	3	3	3	3	3	4	27	good
MA-I & III	Social Psychology /Clinical Diagnosis	4	4	3	3	3	3	3	4	27	good
MA- II & IV	Social Psychology /Clinical Diagnosis	4	4	3	3	3	3	3	4	27	good
MA- II & IV	Social Psychology /Clinical Diagnosis	4	4	4	3	4	2	4	4	29	good
MA- II & IV	Social Psychology /Clinical Diagnosis	4	4	4	4	4	4	4	4	32	very good
MA- II & IV	Social Psychology /Clinical Diagnosis	4	4	3	3	3	3	3	4	27	good
MA- II & IV	Social Psychology /Clinical Diagnosis	4	4	3	3	3	3	3	4	27	good
MA- II & IV	Social Psychology /Clinical Diagnosis	4	4	3	3	3	3	3	4	27	good
MA- II & IV	Social Psychology /Clinical Diagnosis	4	4	4	3	4	2	4	4	29	good

770	2020-2021	MA- II & IV	Social Psychology /Clinical Diagnosis	4	4	4	4	4	4	4	4	4	32	very good
771	2020-2021	MA- II & IV	Social Psychology /Clinical Diagnosis	4	4	3	3	3	3	3	3	4	27	good
772	2020-2021	MA- II & IV	Social Psychology /Clinical Diagnosis	4	4	3	3	3	3	3	3	4	27	good
773	2020-2021	MA- II & IV	Social Psychology /Clinical Diagnosis	4	4	3	3	3	3	3	3	4	27	good
774	2020-2021	MA- II & IV	Social Psychology /Clinical Diagnosis	4	4	4	3	4	2	4	4	4	29	good
775	2020-2021	MA- II & IV	Social Psychology /Clinical Diagnosis	4	4	4	4	4	4	4	4	4	32	very good
776	2020-2021	PGC	Psycholgical Guidance	4	4	3	3	3	3	3	3	4	27	good
777	2020-2021	PGC	Psycholgical Guidance	4	4	3	3	3	3	3	3	4	27	good
778	2020-2021	PGC	Psycholgical Guidance	4	4	3	3	3	3	3	3	4	27	good
779	2020-2021	PGC	Psycholgical Guidance	4	4	4	3	4	2	4	4	4	29	good
780	2020-2021	PGC	Psycholgical Guidance	4	4	4	4	4	4	4	4	4	32	very good
781	2020-2021	PGC	Psycholgical Guidance	4	4	3	3	3	3	3	3	4	27	good
782	2020-2021	PGC	Psycholgical Guidance	4	4	3	3	3	3	3	3	4	27	good
783	2020-2021	PGC	Psycholgical Guidance	4	4	3	3	3	3	3	3	4	27	good
784	2020-2021	PGC	Psycholgical Guidance	4	4	4	3	4	2	4	4	4	29	good
785	2020-2021	PGC	Psycholgical Guidance	4	4	4	4	4	4	4	4	4	32	very good
786	2020-2021	Shama Hamdani	PGDRP	Disability and Rehabilitation/R ehabilitation Assessment and Counselling	4	4	3	3	3	3	3	4	27	good

787	2020-2021
788	2020-2021
789	2020-2021
790	2020-2021
791	2020-2021
792	2020-2021

PGDRP	Disability and Rehabilitation/Rehabilitation Assessment and Counselling	4	4	3	3	3	3	3	4	27	good
PGDRP	Disability and Rehabilitation/Rehabilitation Assessment and Counselling	4	4	4	3	4	2	4	4	29	good
PGDRP	Disability and Rehabilitation/Rehabilitation Assessment and Counselling	4	4	4	4	4	4	4	4	32	very good
PGDRP	Disability and Rehabilitation/Rehabilitation Assessment and Counselling	4	4	3	3	3	3	3	4	27	good
PGDRP	Disability and Rehabilitation/Rehabilitation Assessment and Counselling	4	4	3	3	3	3	3	4	27	good
PGDRP	Disability and Rehabilitation/Rehabilitation Assessment and Counselling	4	4	3	3	3	3	3	4	27	good

793	2020-2021		PGDRP	Disability and Rehabilitation/R ehabilitation Assessment and Counselling	4	4	3	3	3	3	3	4	27	good
794	2020-2021	Narendra Verma	PGDRP	Psychosocial Issues in Disabilities/Com munity Based Rehabilitation	4	4	3	3	3	3	3	4	27	good
795	2020-2021		PGDRP	Psychosocial Issues in Disabilities/Com munity Based Rehabilitation	4	4	4	3	4	2	4	4	29	good
796	2020-2021		PGDRP	Psychosocial Issues in Disabilities/Com munity Based Rehabilitation	4	4	4	4	4	4	4	4	32	very good
797	2020-2021		PGDRP	Psychosocial Issues in Disabilities/Com munity Based Rehabilitation	4	4	3	3	3	3	3	4	27	good
798	2020-2021		PGDRP	Psychosocial Issues in Disabilities/Com munity Based Rehabilitation	4	4	3	3	3	3	3	4	27	good
799	2020-2021		PGDRP	Psychosocial Issues in Disabilities/Com munity Based Rehabilitation	4	4	3	3	3	3	3	4	27	good
800	2020-2021		PGDRP	Psychosocial Issues in Disabilities/Com munity Based Rehabilitation	4	4	4	3	4	2	4	4	29	good

COURSE CONTENTS

SN	Subject	Course/P rogram	Semest er	year	Q1	Q2	Q3	Q4	Q5	Q6	Q7	Q8	Q9	Total	Overall
1	Psychoogy	MA	I	2016-2017	4	4	3	3	3	3	3	4	3	30	good
2	Psychoogy	MA	I	2016-2017	4	4	3	3	3	3	3	4	3	30	good
3	Psychoogy	MA	I	2016-2017	4	4	3	3	3	3	3	4	3	30	good
4	Psychoogy	MA	I	2016-2017	4	4	4	3	4	2	4	4	4	33	good
5	Psychoogy	MA	I	2016-2017	4	4	4	4	4	4	4	4	4	36	very good
6	Psychoogy	MA	I	2016-2017	4	4	4	3	2	2	4	4	4	31	good
7	Psychoogy	MA	I	2016-2017	4	4	4	3	2	2	4	4	4	31	good
8	Psychoogy	MA	I	2016-2017	4	4	4	3	2	2	4	4	4	31	good
9	Psychoogy	MA	I	2016-2017	4	4	4	3	2	4	4	4	4	33	good
10	Psychoogy	MA	I	2016-2017	4	4	4	3	2	4	4	4	4	33	good
11	Psychoogy	MA	I	2016-2017	2	4	4	3	2	4	4	4	4	31	good
12	Psychoogy	MA	I	2016-2017	4	4	4	4	4	4	4	4	4	36	very good
13	Psychoogy	MA	I	2016-2017	2	4	2	3	2	4	4	4	4	29	good
14	Psychoogy	MA	I	2016-2017	2	3	2	3	2	3	3	3	4	25	good
15	Psychoogy	MA	II	2016-2017	4	4	4	4	4	4	4	4	4	36	very good
16	Psychoogy	MA	II	2016-2017	3	3	2	3	2	3	3	3	4	26	good
17	Psychoogy	MA	II	2016-2017	4	4	4	4	4	4	4	4	4	36	very good
18	Psychoogy	MA	II	2016-2017	3	3	3	3	2	3	3	3	4	27	good
19	Psychoogy	MA	II	2016-2017	3	3	3	3	2	3	3	3	4	27	good
20	Psychoogy	MA	II	2016-2017	4	4	4	4	4	4	4	4	4	36	very good
21	Psychoogy	MA	II	2016-2017	3	3	2	3	2	3	3	3	4	26	good
22	Psychoogy	MA	II	2016-2017	3	3	4	3	3	4	3	3	4	30	good
23	Psychoogy	MA	II	2016-2017	3	3	4	4	3	4	3	3	4	31	good
24	Psychoogy	MA	II	2016-2017	3	3	4	4	3	4	3	3	4	31	good
25	Psychoogy	MA	II	2016-2017	3	3	4	4	3	4	3	3	4	31	good
26	Psychoogy	MA	II	2016-2017	4	4	4	4	4	4	4	4	4	36	very good
27	Psychoogy	MA	II	2016-2017	3	3	4	3	3	4	2	3	4	29	good
28	Psychoogy	MA	II	2016-2017	3	3	4	3	3	4	2	3	4	29	good
29	Psychoogy	MA	II	2016-2017	3	3	4	3	3	4	2	3	4	29	good
30	Psychoogy	MA	II	2016-2017	4	4	4	4	4	4	4	4	4	36	very good
31	Psychoogy	MA	II	2016-2017	3	3	4	3	3	4	2	3	4	29	good
32	Psychoogy	MA	II	2016-2017	4	4	4	4	4	4	4	4	4	36	very good
33	Psychoogy	MA	II	2016-2017	2	3	4	3	3	4	3	3	4	29	good
34	Psychoogy	PGC	I	2016-2017	2	3	4	3	3	4	3	3	4	29	good
35	Psychoogy	PGC	I	2016-2017	2	3	4	3	3	4	3	3	4	29	good
36	Psychoogy	PGC	I	2016-2017	4	4	4	4	4	4	4	4	4	36	very good
37	Psychoogy	PGC	I	2016-2017	2	3	4	2	3	4	3	3	4	28	good
38	Psychoogy	PGC	I	2016-2017	3	3	4	2	3	4	3	3	4	29	good
39	Psychoogy	PGC	I	2016-2017	3	3	4	2	3	4	3	3	4	29	good
40	Psychoogy	PGC	I	2016-2017	3	4	4	4	4	4	4	4	4	4	good
41	Psychoogy	PGC	I	2016-2017	3	2	4	2	3	4	3	2	4	27	good
42	Psychoogy	PGC	I	2016-2017	3	2	4	3	3	4	3	2	4	28	good
43	Psychoogy	PGC	I	2016-2017	3	2	4	3	3	4	3	2	4	28	good
44	Psychoogy	PGC	I	2016-2017	4	4	4	4	4	4	4	4	4	36	very good
45	Psychoogy	PGC	I	2016-2017	3	2	3	3	3	3	3	2	3	25	good
46	Psychoogy	PGC	I	2016-2017	3	3	3	3	3	3	3	3	3	27	good
47	Psychoogy	PGC	I	2016-2017	3	3	2	3	3	3	3	3	3	26	good
48	Psychoogy	PGC	I	2016-2017	3	3	2	3	3	3	3	3	3	26	good
49	Psychoogy	PGC	I	2016-2017	4	4	4	4	4	4	4	4	4	36	very good
50	Psychoogy	PGC	I	2016-2017	3	3	2	3	3	3	3	3	3	26	good
51	Psychoogy	PGC	I	2016-2017	3	3	3	3	3	3	3	3	3	27	good
52	Psychoogy	PGC	I	2016-2017	3	3	3	3	3	3	3	3	3	27	good

53	Psychoogy	PGC	I	2016-2017	4	4	4	4	4	4	4	4	4	4	36	very good
54	Psychoogy	PGC	I	2016-2017	3	3	3	2	3	3	3	3	3	3	26	good
55	Psychoogy	PGC	I	2016-2017	3	3	3	2	3	3	3	3	3	3	26	good
56	Psychoogy	PGC	I	2016-2017	4	4	4	4	4	4	4	4	4	4	36	very good
57	Psychoogy	PGC	I	2016-2017	3	3	3	2	3	3	3	3	3	3	26	good
58	Psychoogy	PGC	I	2016-2017	4	4	4	4	4	4	4	4	4	4	36	very good
59	Psychoogy	PGC	I	2016-2017	3	3	3	3	3	3	3	3	3	3	27	good
60	Psychoogy	PGC	I	2016-2017	3	3	3	3	3	3	3	3	3	3	27	good
61	Psychoogy	PGC	I	2016-2017	3	3	3	3	3	3	3	3	3	3	27	good
62	Psychoogy	PGC	I	2016-2017	3	3	3	3	3	2	3	3	3	3	26	good
63	Psychoogy	MA	I	2017-2018	3	3	3	3	3	2	3	3	3	3	26	good
64	Psychoogy	MA	I	2017-2018	3	3	3	3	3	2	3	3	3	3	26	good
65	Psychoogy	MA	I	2017-2018	3	3	3	3	3	2	3	3	3	3	26	good
66	Psychoogy	MA	I	2017-2018	4	4	4	4	4	4	4	4	4	4	36	very good
67	Psychoogy	MA	I	2017-2018	3	3	3	3	3	3	3	3	3	3	27	good
68	Psychoogy	MA	I	2017-2018	3	3	3	3	3	3	3	3	3	3	27	good
69	Psychoogy	MA	I	2017-2018	3	4	3	3	3	3	3	4	3	3	29	good
70	Psychoogy	MA	I	2017-2018	4	3	3	3	3	3	3	3	3	3	28	good
71	Psychoogy	MA	I	2017-2018	3	4	3	3	3	3	3	4	3	3	29	good
72	Psychoogy	MA	I	2017-2018	4	3	3	3	3	3	3	3	4	3	29	good
73	Psychoogy	MA	I	2017-2018	3	4	3	3	3	3	3	4	4	3	30	good
74	Psychoogy	MA	I	2017-2018	3	3	3	3	3	3	3	3	4	3	28	good
75	Psychoogy	MA	I	2017-2018	3	3	3	3	3	3	3	3	4	3	28	good
76	Psychoogy	MA	II	2017-2018	4	3	3	3	3	3	3	3	4	3	29	good
77	Psychoogy	MA	II	2017-2018	4	4	4	4	4	4	4	4	4	4	36	very good
78	Psychoogy	MA	II	2017-2018	4	4	4	4	4	4	4	4	4	4	36	very good
79	Psychoogy	MA	II	2017-2018	3	3	3	3	3	3	3	3	4	3	28	good
80	Psychoogy	MA	II	2017-2018	4	4	4	4	4	4	4	4	4	4	36	very good
81	Psychoogy	MA	II	2017-2018	3	4	3	3	3	3	3	4	4	3	30	good
82	Psychoogy	MA	II	2017-2018	3	3	3	3	3	3	3	3	4	3	28	good
83	Psychoogy	MA	II	2017-2018	3	3	3	3	3	4	3	3	4	3	29	good
84	Psychoogy	MA	II	2017-2018	3	3	4	3	4	3	3	3	4	3	30	good
85	Psychoogy	MA	II	2017-2018	4	4	4	4	4	4	4	4	4	4	36	very good
86	Psychoogy	MA	II	2017-2018	3	3	4	3	4	3	3	3	4	3	30	good
87	Psychoogy	MA	II	2017-2018	3	4	3	3	3	4	3	4	4	3	31	good
88	Psychoogy	MA	II	2017-2018	4	4	4	4	4	4	4	4	4	4	36	very good
89	Psychoogy	MA	II	2017-2018	3	3	3	3	3	3	3	3	4	3	28	good
90	Psychoogy	MA	II	2017-2018	3	3	3	3	3	3	3	3	4	3	28	good
91	Psychoogy	MA	II	2017-2018	4	4	4	4	4	4	4	4	4	4	36	very good
92	Psychoogy	MA	II	2017-2018	3	4	4	3	4	4	3	4	3	3	32	good
93	Psychoogy	MA	II	2017-2018	3	3	3	3	4	4	3	3	3	3	29	good
94	Psychoogy	MA	II	2017-2018	3	4	4	4	4	4	3	4	3	3	33	good
95	Psychoogy	PGC	I	2017-2018	4	4	4	4	4	4	4	4	4	4	36	very good
96	Psychoogy	PGC	I	2017-2018	3	4	4	4	4	4	3	4	3	3	33	good
97	Psychoogy	PGC	I	2017-2018	3	4	4	4	4	4	3	4	3	3	33	good
98	Psychoogy	PGC	I	2017-2018	3	3	4	3	3	3	3	3	4	3	29	good
99	Psychoogy	PGC	I	2017-2018	3	3	3	4	3	3	3	3	4	3	29	good
100	Psychoogy	PGC	I	2017-2018	3	3	3	3	3	3	3	3	4	3	28	good
101	Psychoogy	PGC	I	2017-2018	4	3	3	3	3	3	3	3	4	3	29	good
102	Psychoogy	PGC	I	2017-2018	3	3	3	4	3	3	3	3	4	3	29	good
103	Psychoogy	PGC	I	2017-2018	3	3	4	3	3	3	3	3	4	3	29	good
104	Psychoogy	PGC	I	2017-2018	4	4	4	4	4	4	4	4	4	4	36	very good
105	Psychoogy	PGC	I	2017-2018	4	3	3	3	3	3	3	3	4	3	29	good
106	Psychoogy	PGC	I	2017-2018	3	4	3	4	3	3	3	4	4	3	31	good
107	Psychoogy	PGC	I	2017-2018	4	4	4	4	4	4	4	4	4	4	36	very good
108	Psychoogy	PGC	I	2017-2018	3	4	3	4	3	3	3	4	4	3	31	good
109	Psychoogy	PGC	I	2017-2018	3	3	4	3	3	3	3	3	4	3	29	good
110	Psychoogy	PGC	I	2017-2018	4	4	4	4	4	4	4	4	4	4	36	very good
111	Psychoogy	PGC	I	2017-2018	3	3	4	4	3	4	4	3	4	3	32	good

112	Psychoogy	PGC	I	2017-2018	3	3	3	3	3	4	4	3	4	30	good
113	Psychoogy	PGC	I	2017-2018	4	4	4	4	4	4	4	4	4	36	very good
114	Psychoogy	PGC	I	2017-2018	4	4	4	4	4	4	4	4	4	36	very good
115	Psychoogy	PGC	I	2017-2018	4	3	4	4	4	4	4	3	4	34	good
116	Psychoogy	PGC	I	2017-2018	4	4	4	4	4	4	4	4	4	36	very good
117	Psychoogy	PGDRP	I	2017-2018	4	4	3	4	3	3	3	4	3	31	good
118	Psychoogy	PGDRP	I	2017-2018	4	4	4	4	4	4	3	4	4	35	good
119	Psychoogy	PGDRP	I	2017-2018	4	4	4	4	4	4	3	4	4	35	good
120	Psychoogy	PGDRP	I	2017-2018	4	3	4	3	3	3	3	3	4	30	good
121	Psychoogy	PGDRP	I	2017-2018	4	3	3	3	4	3	3	3	4	30	good
122	Psychoogy	PGDRP	I	2017-2018	4	4	4	4	4	4	4	4	4	36	very good
123	Psychoogy	PGDRP	I	2017-2018	4	3	3	3	3	3	3	3	4	29	good
124	Psychoogy	PGDRP	I	2017-2018	4	3	3	3	3	3	3	3	4	29	good
125	Psychoogy	PGDRP	I	2017-2018	4	3	3	3	3	3	3	3	4	29	good
126	Psychoogy	MA	I	2018-2019	4	4	4	4	4	4	4	4	4	36	very good
127	Psychoogy	MA	I	2018-2019	4	3	4	4	3	3	3	3	4	31	good
128	Psychoogy	MA	I	2018-2019	4	3	4	4	2	3	3	3	4	30	good
129	Psychoogy	MA	I	2018-2019	4	4	3	4	4	3	3	4	4	33	good
130	Psychoogy	MA	I	2018-2019	4	4	4	3	3	3	3	4	4	32	good
131	Psychoogy	MA	I	2018-2019	4	4	4	4	4	4	4	4	4	36	very good
132	Psychoogy	MA	I	2018-2019	4	4	4	4	4	4	4	4	4	36	very good
133	Psychoogy	MA	I	2018-2019	4	3	3	3	3	3	3	3	4	29	good
134	Psychoogy	MA	I	2018-2019	4	4	4	4	4	4	4	4	4	36	very good
135	Psychoogy	MA	I	2018-2019	4	3	3	3	3	3	3	3	4	29	good
136	Psychoogy	MA	I	2018-2019	4	3	2	4	4	4	3	3	4	31	good
137	Psychoogy	MA	I	2018-2019	4	3	3	4	4	3	3	3	4	31	good
138	Psychoogy	MA	II	2018-2019	4	3	3	4	4	2	3	3	4	30	good
139	Psychoogy	MA	II	2018-2019	4	3	4	3	4	4	3	3	4	32	good
140	Psychoogy	MA	II	2018-2019	4	3	4	4	3	3	3	3	4	31	good
141	Psychoogy	MA	II	2018-2019	4	3	3	3	4	3	3	3	4	30	good
142	Psychoogy	MA	II	2018-2019	4	3	3	3	3	3	3	3	4	29	good
143	Psychoogy	MA	II	2018-2019	4	3	3	3	3	3	3	3	4	29	good
144	Psychoogy	MA	II	2018-2019	4	4	4	4	4	4	4	4	4	36	very good
145	Psychoogy	PGC	I	2018-2019	4	3	3	2	4	4	4	3	4	31	good
146	Psychoogy	PGC	I	2018-2019	4	3	3	3	4	4	3	3	4	31	good
147	Psychoogy	PGC	I	2018-2019	4	3	3	3	4	4	2	3	4	30	good
148	Psychoogy	PGC	I	2018-2019	4	4	4	4	4	4	4	4	4	36	very good
149	Psychoogy	PGC	I	2018-2019	4	3	3	4	4	3	3	3	4	31	good
150	Psychoogy	PGC	I	2018-2019	4	3	3	3	3	4	3	3	4	30	good
151	Psychoogy	PGC	I	2018-2019	4	4	4	4	3	3	3	4	4	33	good
152	Psychoogy	PGC	I	2018-2019	4	4	4	3	3	3	3	4	4	32	good
153	Psychoogy	PGC	I	2018-2019	4	4	4	2	3	3	3	4	4	31	good
154	Psychoogy	PGC	I	2018-2019	4	4	4	4	4	4	4	4	4	36	very good
155	Psychoogy	PGC	I	2018-2019	4	4	3	3	3	3	3	4	4	31	good
156	Psychoogy	PGC	I	2018-2019	4	4	4	4	4	4	4	4	4	36	very good
157	Psychoogy	PGC	I	2018-2019	3	3	3	3	3	3	3	3	4	28	good
158	Psychoogy	PGC	I	2018-2019	3	3	3	3	3	3	3	3	4	28	good
159	Psychoogy	PGC	I	2018-2019	4	3	3	3	3	3	3	3	4	29	good
160	Psychoogy	PGC	I	2018-2019	4	4	4	4	4	4	4	4	4	36	very good
161	Psychoogy	PGC	I	2018-2019	3	4	3	2	4	4	4	4	3	31	good
162	Psychoogy	PGC	I	2018-2019	3	3	4	3	4	4	3	3	4	31	good
163	Psychoogy	PGDRP	I	2018-2019	4	4	3	3	4	4	2	4	3	31	good
164	Psychoogy	PGDRP	I	2018-2019	3	3	3	4	3	4	4	3	3	30	good
165	Psychoogy	PGDRP	I	2018-2019	4	3	4	4	4	3	3	3	4	32	good
166	Psychoogy	PGDRP	I	2018-2019	3	4	3	3	3	4	3	4	4	31	good
167	Psychoogy	PGDRP	I	2018-2019	3	3	4	4	3	3	3	3	4	30	good
168	Psychoogy	PGDRP	I	2018-2019	3	3	3	3	3	3	3	3	4	28	good
169	Psychoogy	PGDRP	I	2018-2019	2	4	4	4	3	3	3	4	4	31	good
170	Psychoogy	PGDRP	I	2018-2019	3	4	4	3	3	3	3	4	4	31	good

171	Psychoogy	PGDRP	I	2018-2019	3	4	4	2	3	3	3	4	4	30	good
172	Psychoogy	MA	I	2019-2020	4	3	4	4	3	3	3	3	4	31	good
173	Psychoogy	MA	I	2019-2020	4	4	3	3	4	4	4	4	4	34	good
174	Psychoogy	MA	I	2019-2020	3	3	4	3	4	4	4	3	4	32	good
175	Psychoogy	MA	I	2019-2020	4	4	4	4	3	4	4	4	4	35	good
176	Psychoogy	MA	I	2019-2020	4	4	4	3	3	4	4	4	4	34	good
177	Psychoogy	MA	I	2019-2020	4	4	4	2	3	4	4	4	4	33	good
178	Psychoogy	MA	I	2019-2020	4	3	4	4	3	4	4	3	4	33	good
179	Psychoogy	MA	I	2019-2020	4	4	3	3	3	4	4	4	4	33	good
180	Psychoogy	MA	I	2019-2020	4	4	4	4	4	4	4	4	4	36	very good
181	Psychoogy	MA	I	2019-2020	4	4	4	4	4	4	4	4	4	36	very good
182	Psychoogy	MA	I	2019-2020	3	3	4	4	4	3	3	3	4	31	good
183	Psychoogy	MA	I	2019-2020	3	3	4	4	3	3	3	3	4	30	good
184	Psychoogy	MA	I	2019-2020	3	3	4	4	2	3	3	3	4	29	good
185	Psychoogy	MA	I	2019-2020	3	3	3	4	4	3	3	3	3	29	good
186	Psychoogy	MA	I	2019-2020	3	3	4	3	3	3	3	3	4	29	good
187	Psychoogy	MA	I	2019-2020	3	3	3	3	3	3	3	3	4	28	good
188	Psychoogy	MA	II	2019-2020	3	3	3	3	3	3	3	3	4	28	good
189	Psychoogy	MA	II	2019-2020	4	4	4	4	4	4	4	4	4	36	very good
190	Psychoogy	MA	II	2019-2020	4	4	4	4	4	4	3	4	4	35	good
191	Psychoogy	MA	II	2019-2020	4	4	4	4	4	3	3	4	4	34	good
192	Psychoogy	MA	II	2019-2020	4	4	4	4	3	2	3	4	4	32	good
193	Psychoogy	MA	II	2019-2020	4	4	4	4	3	4	3	4	4	34	good
194	Psychoogy	MA	II	2019-2020	4	4	4	4	3	3	3	4	4	33	good
195	Psychoogy	MA	II	2019-2020	4	3	4	4	3	4	4	3	4	33	good
196	Psychoogy	MA	II	2019-2020	4	4	3	4	3	4	4	4	4	34	good
197	Psychoogy	MA	II	2019-2020	4	4	4	4	4	4	4	4	4	36	very good
198	Psychoogy	MA	II	2019-2020	3	3	3	4	3	3	3	3	4	29	good
199	Psychoogy	MA	II	2019-2020	3	3	3	4	3	3	3	3	4	29	good
200	Psychoogy	MA	II	2019-2020	3	4	4	4	3	3	3	4	4	32	good
201	Psychoogy	PGC	I	2019-2020	3	4	4	4	3	3	3	4	4	32	good
202	Psychoogy	PGC	I	2019-2020	3	4	4	4	3	3	3	4	4	32	good
203	Psychoogy	PGC	I	2019-2020	3	3	4	4	3	3	3	3	4	30	good
204	Psychoogy	PGC	I	2019-2020	3	4	3	4	3	3	3	4	4	31	good
205	Psychoogy	PGC	I	2019-2020	3	3	3	4	3	3	3	3	3	28	good
206	Psychoogy	PGC	I	2019-2020	3	3	3	4	3	3	3	3	3	28	good
207	Psychoogy	PGC	I	2019-2020	3	4	4	4	3	3	3	4	4	32	good
208	Psychoogy	PGC	I	2019-2020	3	4	4	4	3	3	3	4	4	32	good
209	Psychoogy	PGC	I	2019-2020	3	4	4	4	3	3	3	4	4	32	good
210	Psychoogy	PGC	I	2019-2020	3	3	4	4	3	3	3	3	4	30	good
211	Psychoogy	PGC	I	2019-2020	3	4	3	4	3	3	3	4	4	31	good
212	Psychoogy	PGC	I	2019-2020	3	3	3	4	3	3	3	3	4	29	good
213	Psychoogy	PGDRP	I	2019-2020	4	4	4	4	3	4	4	4	4	35	good
214	Psychoogy	PGDRP	I	2019-2020	4	4	4	3	3	4	4	4	4	34	good
215	Psychoogy	PGDRP	I	2019-2020	4	4	4	2	3	4	4	4	4	33	good
216	Psychoogy	PGDRP	I	2019-2020	4	3	4	4	3	4	4	3	4	33	good
217	Psychoogy	PGDRP	I	2019-2020	4	4	3	3	3	4	4	4	4	33	good
218	Psychoogy	PGDRP	I	2019-2020	4	4	4	4	4	4	4	4	4	36	very good
219	Psychoogy	PGDRP	I	2019-2020	4	4	4	4	4	4	4	4	4	36	very good
220	Psychoogy	PGDRP	I	2019-2020	4	4	4	4	4	4	4	4	4	36	very good
221	Psychoogy	PGDRP	I	2019-2020	4	4	4	4	4	4	4	4	4	36	very good
222	Psychoogy	PGDRP	I	2019-2020	3	3	3	4	3	3	3	3	4	29	good
223	Psychoogy	MA	I	2020-2021	3	3	3	4	3	3	3	3	4	29	good
224	Psychoogy	MA	I	2020-2021	3	3	3	4	3	3	3	3	4	29	good
225	Psychoogy	MA	I	2020-2021	3	3	3	4	3	3	3	3	4	29	good
226	Psychoogy	MA	I	2020-2021	3	3	3	4	3	3	3	3	4	29	good
227	Psychoogy	MA	I	2020-2021	3	3	3	4	3	3	3	3	4	29	good
228	Psychoogy	MA	I	2020-2021	3	3	3	4	3	3	3	3	4	29	good
229	Psychoogy	MA	I	2020-2021	3	3	3	4	3	3	3	3	3	28	good

230	Psychoogy	MA	I	2020-2021	3	3	3	4	3	3	3	3	3	28	good
231	Psychoogy	MA	I	2020-2021	4	4	4	4	4	4	4	4	4	36	very good
232	Psychoogy	MA	I	2020-2021	4	4	4	4	4	4	4	4	4	36	very good
233	Psychoogy	MA	I	2020-2021	4	4	4	4	4	4	4	4	4	36	very good
234	Psychoogy	MA	I	2020-2021	4	4	4	4	4	4	4	4	4	36	very good
235	Psychoogy	MA	II	2020-2021	4	4	4	4	4	4	4	4	4	36	very good
236	Psychoogy	MA	II	2020-2021	4	4	4	4	4	4	4	4	4	36	very good
237	Psychoogy	MA	II	2020-2021	4	4	4	4	4	4	4	4	4	36	very good
238	Psychoogy	MA	II	2020-2021	4	4	4	4	4	4	4	4	4	36	very good
239	Psychoogy	MA	II	2020-2021	4	4	4	4	4	4	4	4	4	36	very good
240	Psychoogy	MA	II	2020-2021	3	4	2	3	4	4	3	4	2	29	good
241	Psychoogy	MA	II	2020-2021	3	4	4	3	4	4	3	4	4	33	good
242	Psychoogy	PGC	I	2020-2021	3	3	3	3	4	4	3	3	3	29	good
243	Psychoogy	PGC	I	2020-2021	3	4	4	4	4	4	3	4	4	34	good
244	Psychoogy	PGC	I	2020-2021	3	4	4	4	4	4	3	4	4	34	good
245	Psychoogy	PGC	I	2020-2021	3	4	4	4	4	4	3	4	4	34	good
246	Psychoogy	PGC	I	2020-2021	3	4	4	4	4	4	3	4	4	34	good
247	Psychoogy	PGC	I	2020-2021	3	3	4	3	3	3	3	3	4	29	good
248	Psychoogy	PGC	I	2020-2021	3	3	4	2	3	4	4	3	4	30	good
249	Psychoogy	PGC	I	2020-2021	3	3	4	4	3	4	4	3	4	32	good
250	Psychoogy	PGC	I	2020-2021	3	3	3	3	3	4	4	3	3	29	good
251	Psychoogy	PGC	I	2020-2021	3	3	4	4	4	4	4	3	4	33	good
252	Psychoogy	PGC	I	2020-2021	3	3	4	4	4	4	4	3	4	33	good
253	Psychoogy	PGC	I	2020-2021	3	3	4	4	4	4	4	3	4	33	good
254	Psychoogy	PGC	I	2020-2021	3	3	4	4	4	4	4	3	4	33	good
255	Psychoogy	PGC	I	2020-2021	3	3	3	4	3	3	3	3	3	28	good
256	Psychoogy	PGC	I	2020-2021	3	3	3	3	3	3	3	3	3	27	good
257	Psychoogy	PGC	I	2020-2021	3	3	3	3	3	3	3	3	3	27	good
258	Psychoogy	PGC	I	2020-2021	4	2	3	4	4	3	3	2	3	28	good
259	Psychoogy	PGC	I	2020-2021	4	4	3	4	4	3	3	4	3	32	good
260	Psychoogy	PGDRP	I	2020-2021	3	3	3	4	4	3	3	3	3	29	good
261	Psychoogy	PGDRP	I	2020-2021	4	4	4	4	4	3	3	4	4	34	good
262	Psychoogy	PGDRP	I	2020-2021	4	4	4	4	4	3	3	4	4	34	good
263	Psychoogy	PGDRP	I	2020-2021	4	4	4	4	4	3	3	4	4	34	good
264	Psychoogy	PGDRP	I	2020-2021	4	4	4	4	4	3	3	4	4	34	good
265	Psychoogy	PGDRP	I	2020-2021	3	4	3	3	3	4	4	4	4	32	good
266	Psychoogy	PGDRP	I	2020-2021	4	4	4	4	4	4	4	4	4	36	very good
267	Psychoogy	PGDRP	I	2020-2021	4	4	4	4	4	4	4	4	4	36	very good
268	Psychoogy	PGDRP	I	2020-2021	4	4	4	2	3	4	4	4	4	33	good

School of Regional Studies and Research
Pt. Ravishankar Shukla University, Raipur (C.G.)

Student Feedback 2020-21

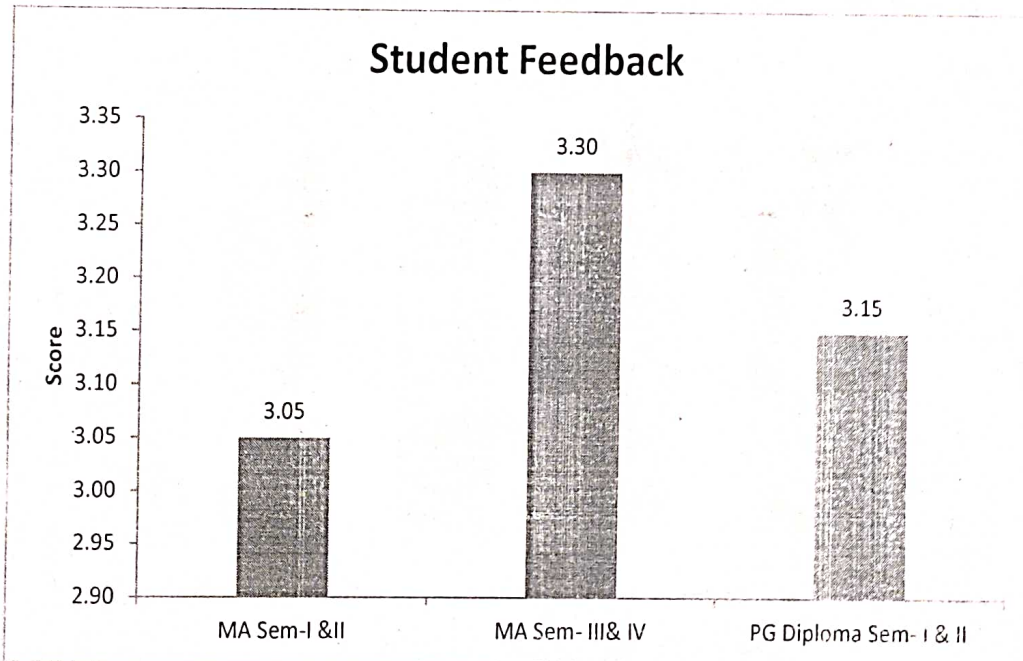
NAMES OF FACULTY


NAME	Abbreviations used
Prof. Basheer Hasan	A
Mr. Raj Kamal Roy	B
Mr. Sameer Sahu	C
Mrs. Khushboo Sahu	D

No. of students participating – MA in Rural Development (17) & PG DIPLOMA (3)

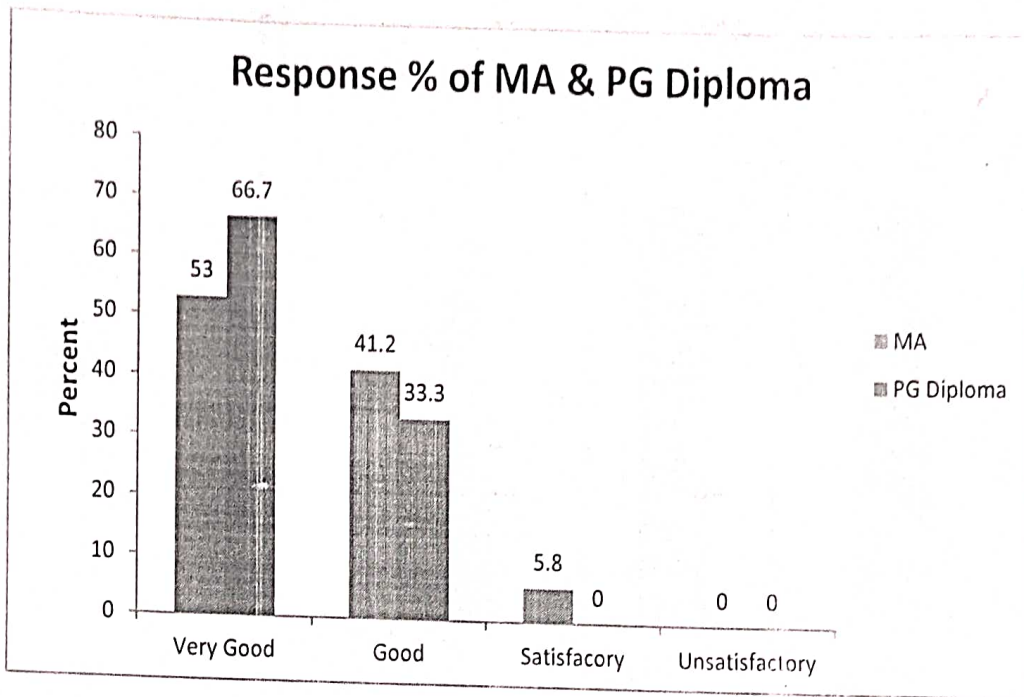
SCORING			
4	3	2	1
VERY GOOD	GOOD	SATISFACTORY	UNSATISFACTORY

STUDENT FEEDBACK

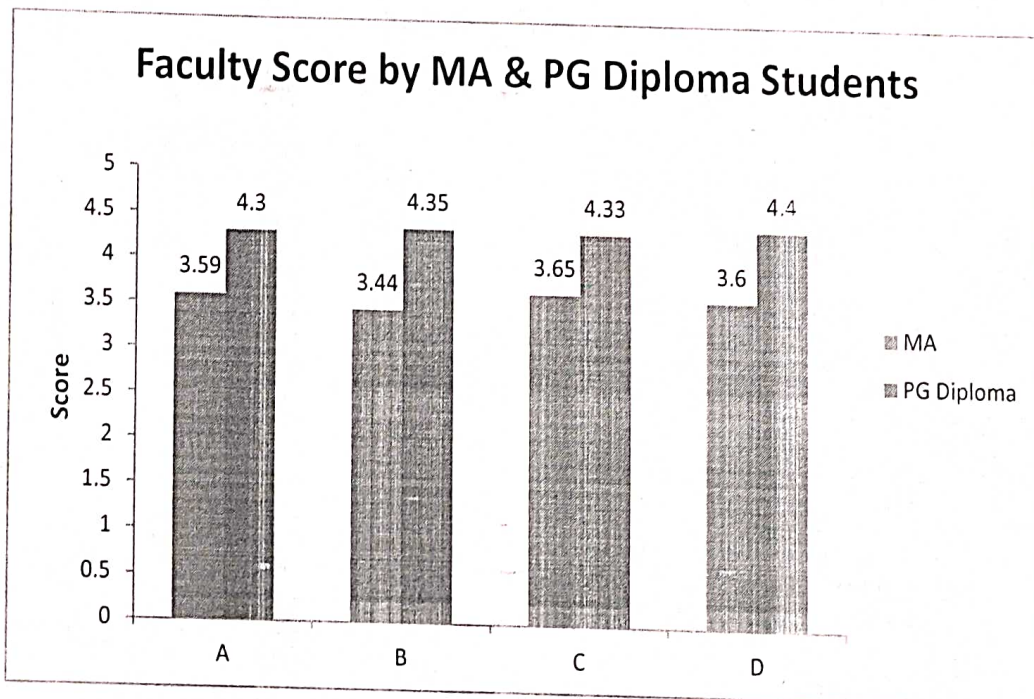



Prof. Basheer Hasan
Head
School of Regional Studies and Research
Pt. Ravishankar Shukla University
RAIPUR (C.G.)

COURSE WISE RESPONSE PERCENT

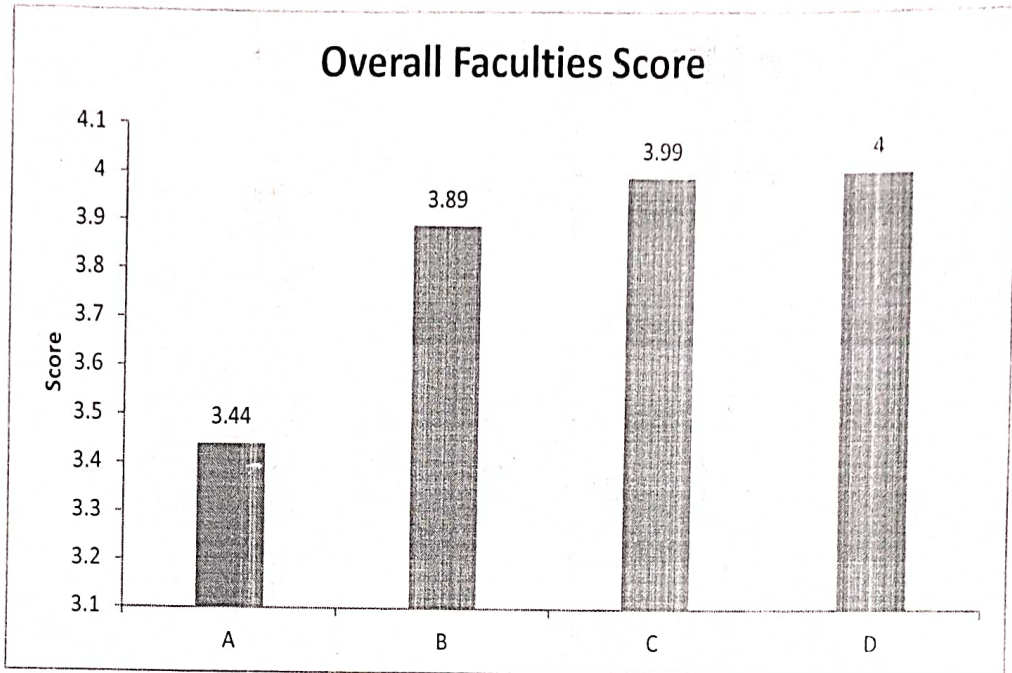


SCORE OF A, B, C & D FACULTIES BY MA IN RURAL DEVELOPMENT & PG DIPLOMA

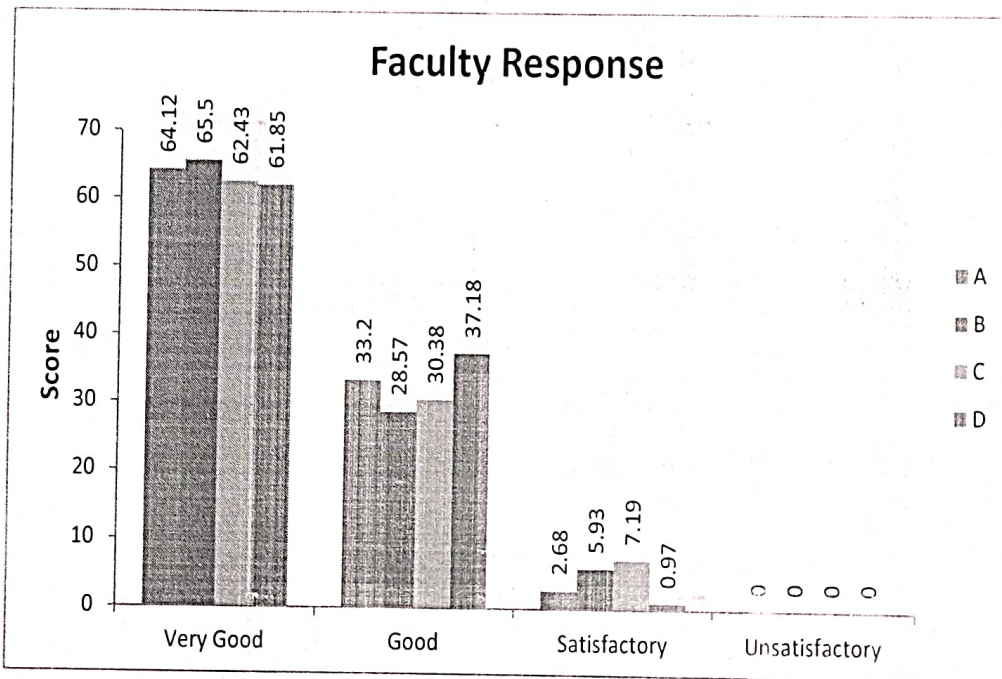


(Signature)
Prof. Basheer Hasan
 Head
 School of Regional Studies and Research
 Pt. Ravishankar Shukla University
 RAIPUR (C.G.)

OVERALL SCORE OF A, B, C & D FACULTIES

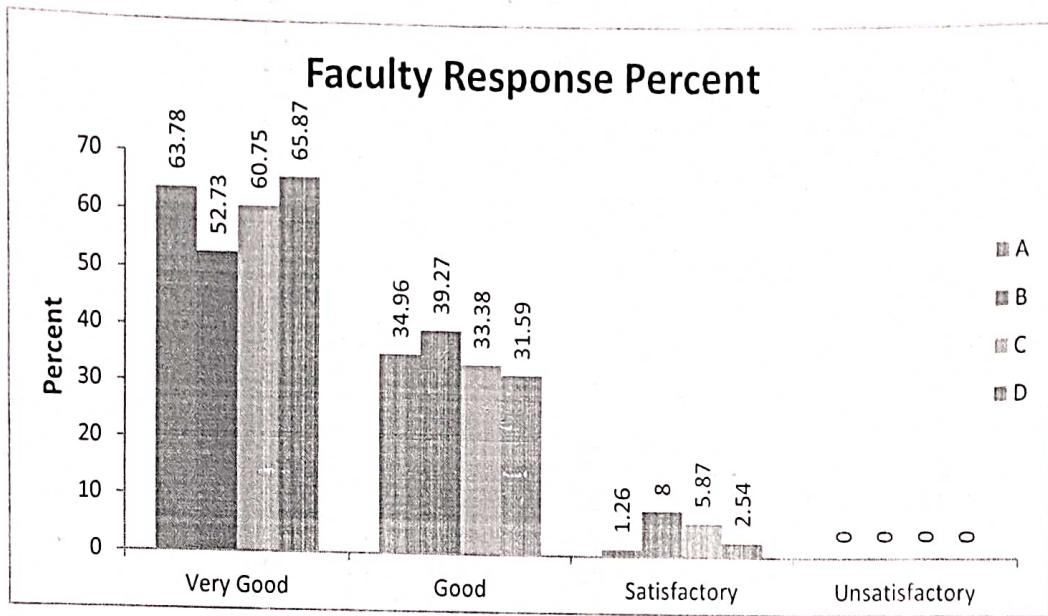


SCORE OF A, B, C & D FACULTIES RESPONSE PERCENT BY MA STUDENTS

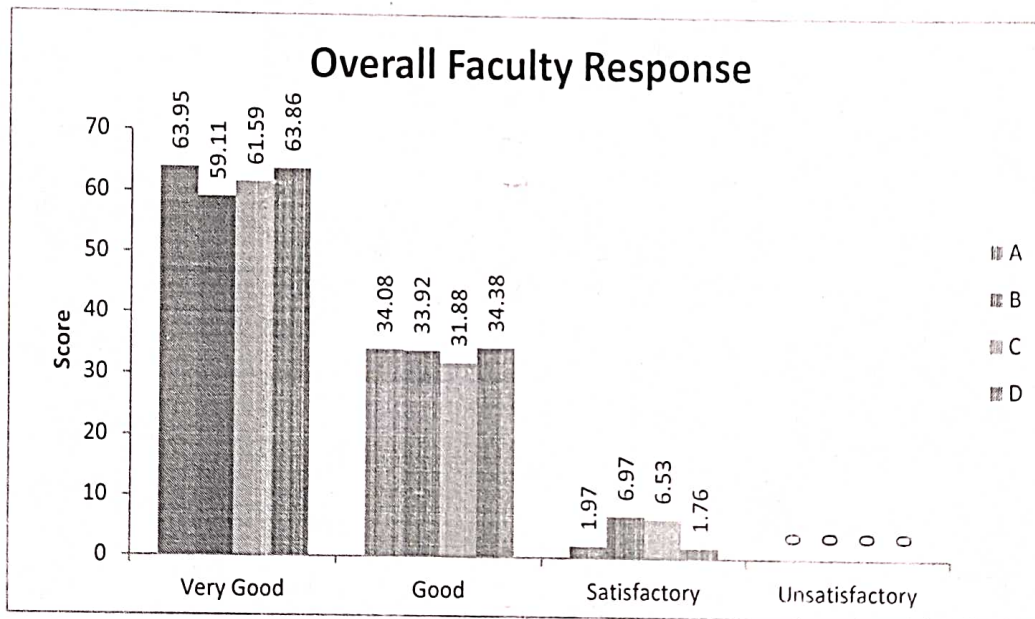


Basheer Hasan
Prof. Basheer Hasan
 Head
 School of Regional Studies and Research
 Pt. Ravishankar Shukla University
 RAIPUR (C.G.)

SCORE OF A, B, C & D FACULTIES RESPONSE PERCENT BY PG DIPLOMA STUDENTS



OVERALL RESPONSE PERCENT OF A, B, C & D FACULTIES



ACTION TAKEN REPORT

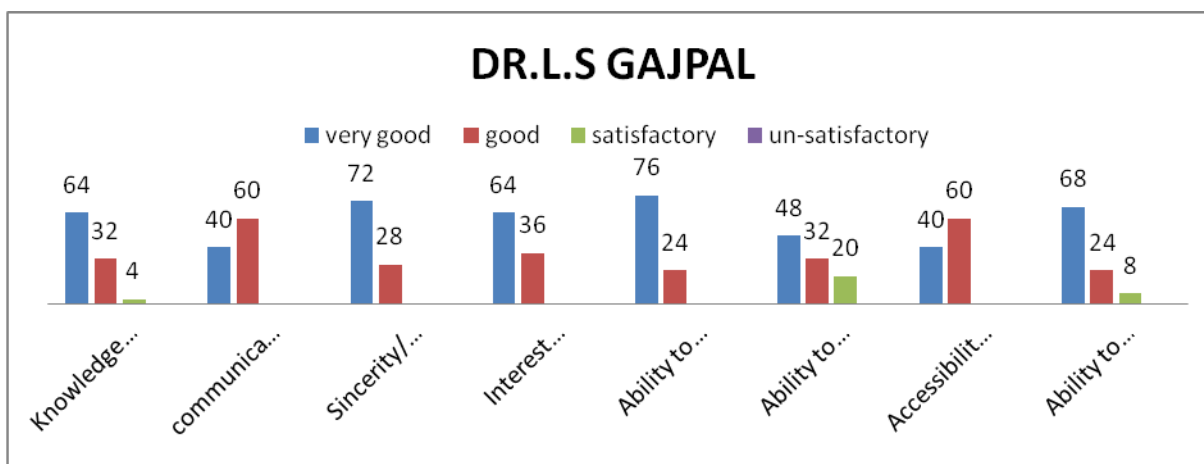
The overall score given by students to the faculty was circulated among the faculty members including guest faculty & also discuss in Staff Council meeting. Although the performance of the faculty is quite satisfactory but it was assumed by the faculty to the excellent in teaching.

(Signature)
Prof. Banoor Hasan
 Head
 School of Regional Studies and Research
 Pt. Ravishankar Shukla University
 RAIPUR (C.G.)

School of Studies in Sociology and Social work

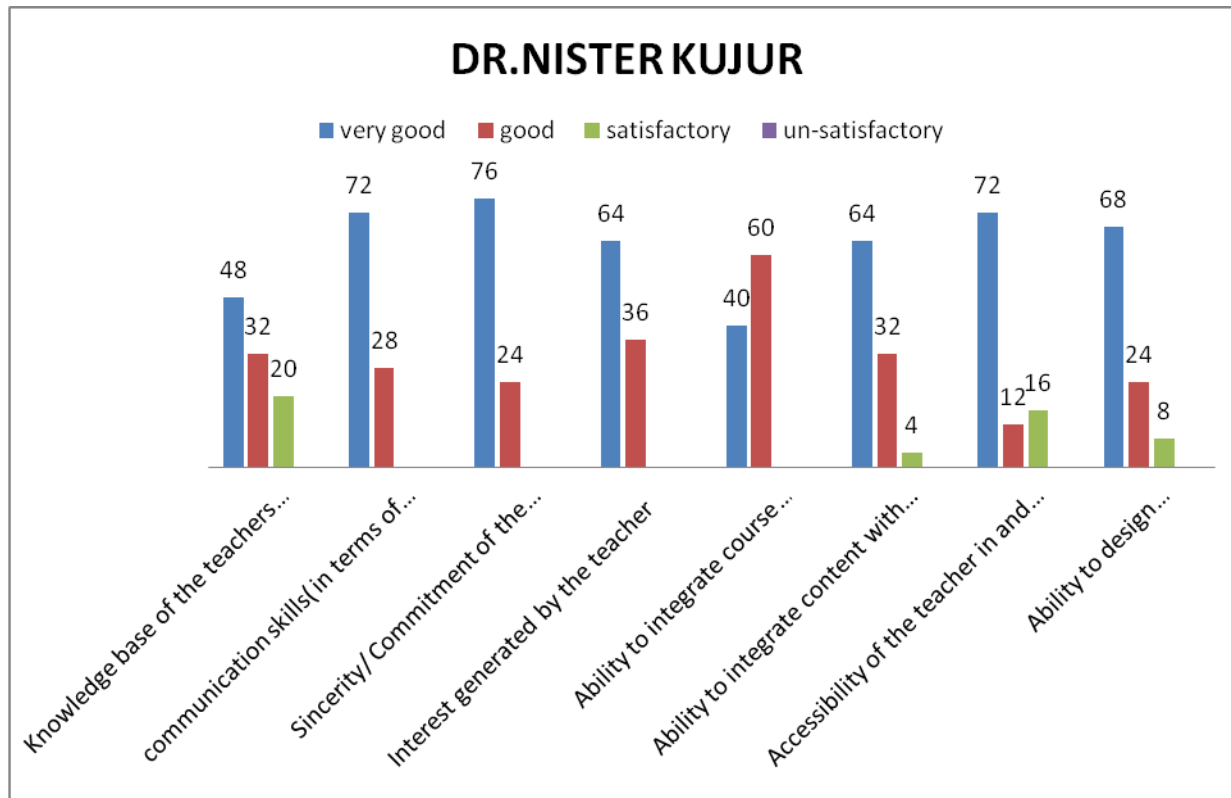
Feed back Analysis 2020-2021

	MSW FOURTH SEMESTER				
			Dr.L.S Gajpal		
	very good	good	satisfactory	un-satisfactory	TOTAL
Knowledge base of the teachers (as perceived by you)	64	32	4		100
communication skills(in terms of articulation and comprehensibility)	40	60			100
Sincerity/ Commitment of the teacher	72	28			100
Interest generated by the teacher	64	36			100
Ability to integrate course material with environment/ other issues, to provide a broader perspective	76	24			100
Ability to integrate content with other courses	48	32	20		100
Accessibility of the teacher in and out of the class(include availability of the teacher to motivate further study and discussion outside class)	40	60			100
Ability to design quizzes/tests/assignment/examination and projects to evaluate students understanding of the course	68	24	8		100
overall rating	73	27			100



	MSW FOURTH SEMESTER				
DR. NISTER KUJUR					
	very good	good	satisfactory	un-satisfactory	TOTAL
Knowledge base of the teachers (as perceived by you)	48	32	20		100
communication skills(in terms of articulation and comprehensibility)	72	28			100
Sincerity/ Commitment of the teacher	76	24			100
Interest generated by the teacher	64	36			100
Ability to integrate course material with environment/ other issues, to provide a broader perspective	40	60			100
Ability to integrate content with other courses	64	32	4		100
Accessibility of the teacher in and out of the class(include availability of the teacher to motivate further study and discussion outside class)	72	12	16		100
Ability to design quizzes/tests/assignment/examination and projects to evaluate students understanding of the course	68	24	8		100

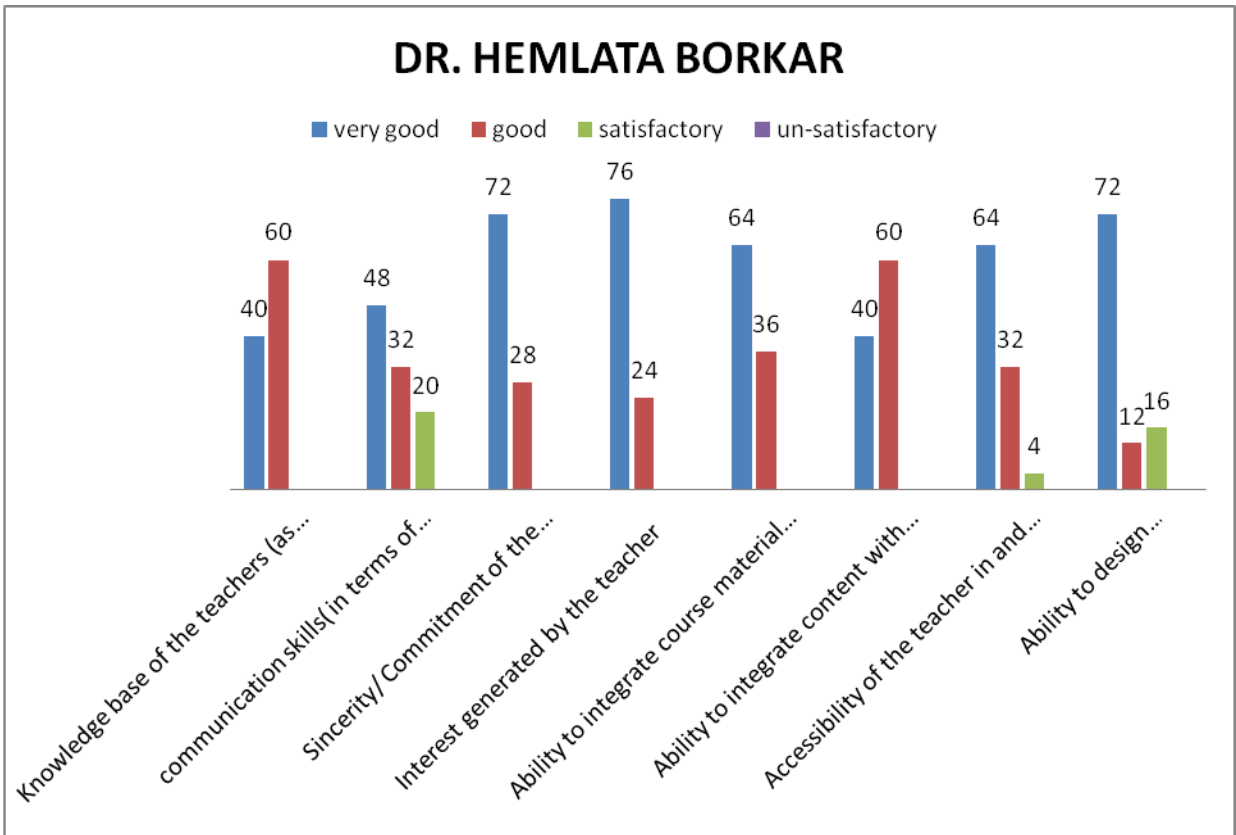
overall rating	72	28			100
----------------	----	----	--	--	-----



	MSW FOURTH SEMESTER				
DR. HEMLATA BORKAR					
	very good	good	satisfactory	un-satisfactory	TOTAL
Knowledge base of the teachers (as perceived by you)	40	60			100

communication skills(in terms of articulation and comprehensibility)	48	32	20		100
Sincerity/ Commitment of the teacher	72	28			100
Interest generated by the teacher	76	24			100
Ability to integrate course material with environment/ other issues, to provide a broader perspective	64	36			100
Ability to integrate content with other courses	40	60			100
Accessibility of the teacher in and out of the class(include availability of the teacher to motivate further study and discussion outside class)	64	32	4		100
Ability to design quizzes/tests/assignment/examination and projects to evaluate students understanding of the course	72	12	16		100
overall rating	68	24	8		100

DR. HEMLATA BORKAR

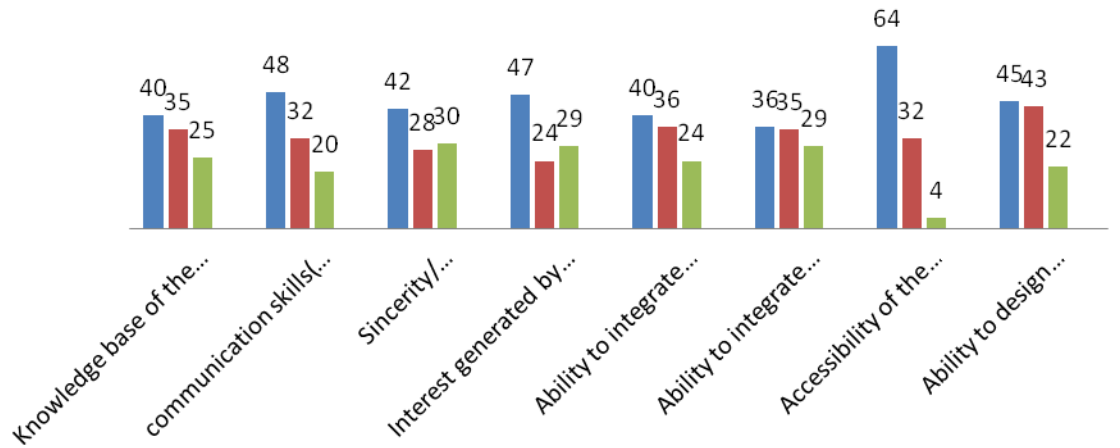


MSW FOURTH SEMESTER					
KSHAMA CHANDRAKAR	very good	good	satisfactory	un-satisfactory	TOTAL
Knowledge base of the teachers (as perceived by you)	40	35	25		100
communication skills(in terms of articulation and comprehensibility)	48	32	20		100

Sincerity/ Commitment of the teacher	42	28	30		100
Interest generated by the teacher	47	24	29		100
Ability to integrate course material with environment/ other issues, to provide a broader perspective	40	36	24		100
Ability to integrate content with other courses	36	35	29		100
Accessibility of the teacher in and out of the class(include availability of the teacher to motivate further study and discussion outside class)	64	32	4		100
Ability to design quizzes/tests/assignment/examination and projects to evaluate students understanding of the course	45	43	22		100
overall rating	48	24	28		100

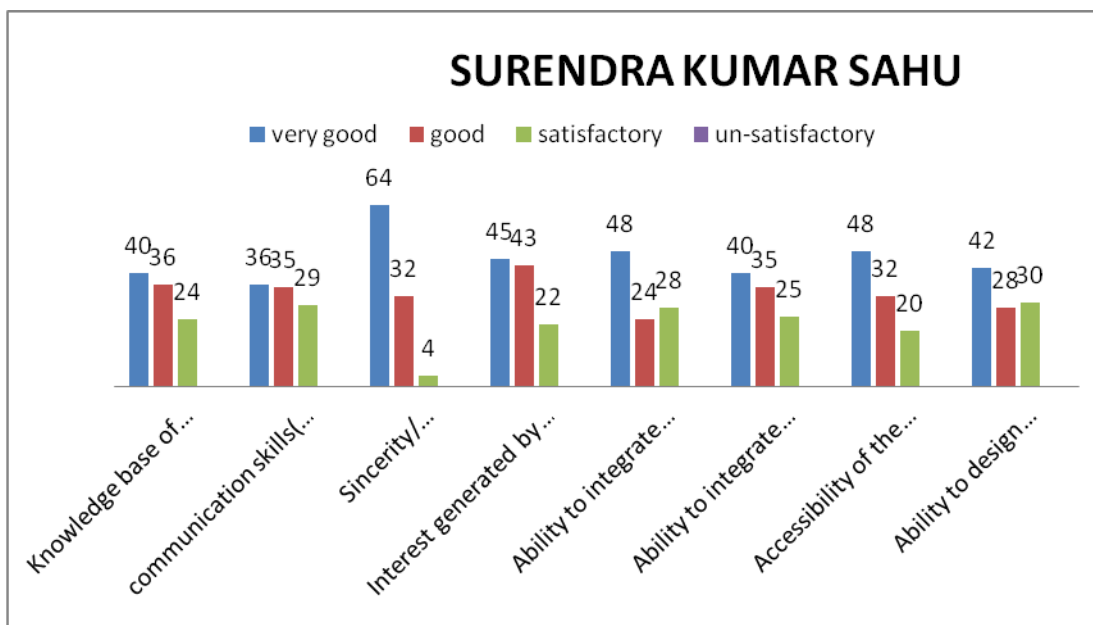
KSHAMA CHANDRAKAR

■ very good
 ■ good
 ■ satisfactory
 ■ un-satisfactory



	MSW FOURTH SEMESTER				
SURENDRA KUMAR SAHU					
	very good	good	satisfactory	un- satisfactory	TOTAL
Knowledge base of the teachers (as perceived by you)	40	36	24		100
communication skills(in terms of articulation and comprehensibility)	36	35	29		100
Sincerity/ Commitment of the teacher	64	32	4		100
Interest generated by the teacher	45	43	22		100

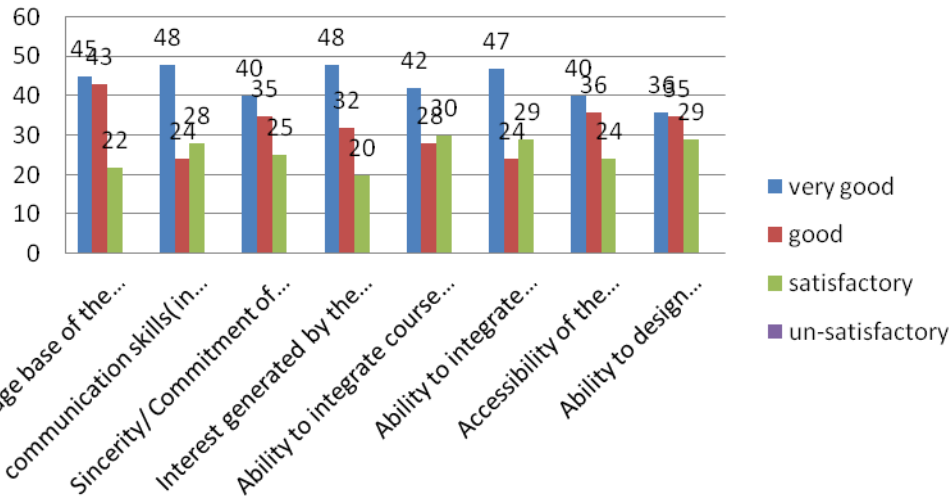
Ability to integrate course material with environment/ other issues, to provide a broader perspective	48	24	28		100
Ability to integrate content with other courses	40	35	25		100
Accessibility of the teacher in and out of the class(include availability of the teacher to motivate further study and discussion outside class)	48	32	20		100
Ability to design quizzes/tests/assignment/examination and projects to evaluate students understanding of the course	42	28	30		100
overall rating	47	24	29		100



	MSW FOURTH SEMESTER				
HUMPRABHA SAHU					
	very good	good	satisfactory	un-satisfactory	TOTAL
Knowledge base of the teachers (as perceived by you)	45	43	22		100
communication skills(in terms of articulation and comprehensibility)	48	24	28		100
Sincerity/ Commitment of the teacher	40	35	25		100
Interest generated by the teacher	48	32	20		100

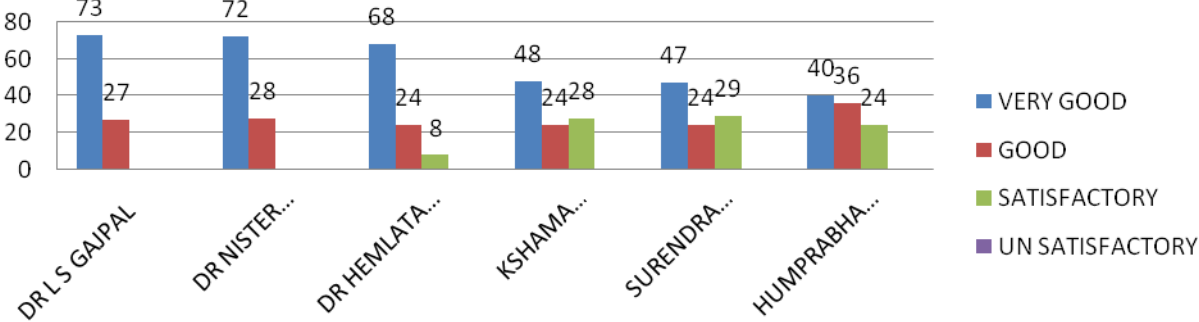
Ability to integrate course material with environment/ other issues, to provide a broader perspective	42	28	30		100
Ability to integrate content with other courses	47	24	29		100
Accessibility of the teacher in and out of the class(include availability of the teacher to motivate further study and discussion outside class)	40	36	24		100
Ability to design quizzes/tests/assignment/examination and projects to evaluate students understanding of the course	36	35	29		100
overall rating	40	36	24		100

HUMPRABHA SAHU



OVER ALL RATING OF FACULTY						
		VERY GOOD	GOOD	SATISFACTORY	UN SATISFACTORY	TOTAL
DR L S GAJPAL		73	27			100
DR NISTER KUJUR		72	28			100
DR HEMLATA BORKAR		68	24	8		100
KSHAMA CHANDRAKAR		48	24	28		100
SURENDRA KU. SAHU		47	24	29		100
HUMPRABHA SAHU		40	36	24		100

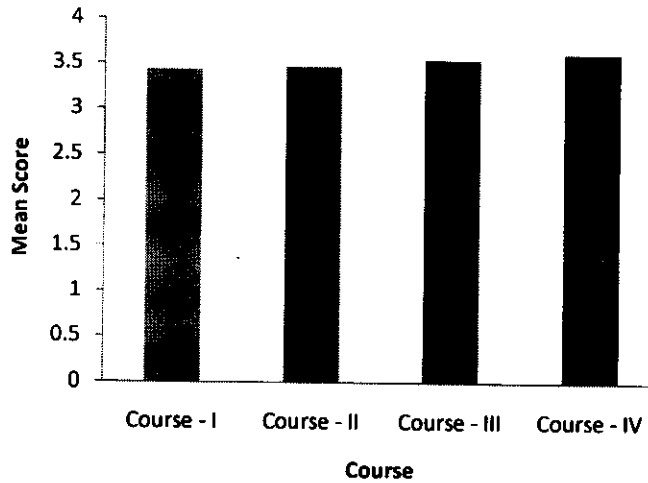
OVER ALL RATING OF FACULTY



Feedback report of SoS in Statistics, Pt. Ravishankar Shukla University, Raipur for 2020-21

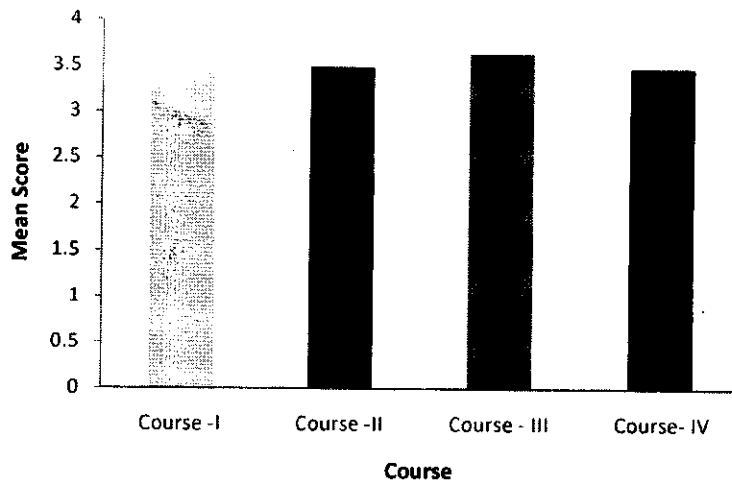
M. Sc. II Semester, 2020-21

Course	Mean Score
Course-I	3.43
Course-II	3.46
Course-III	3.54
Course-IV	3.61



M. Sc. IV Semester, 2020-21

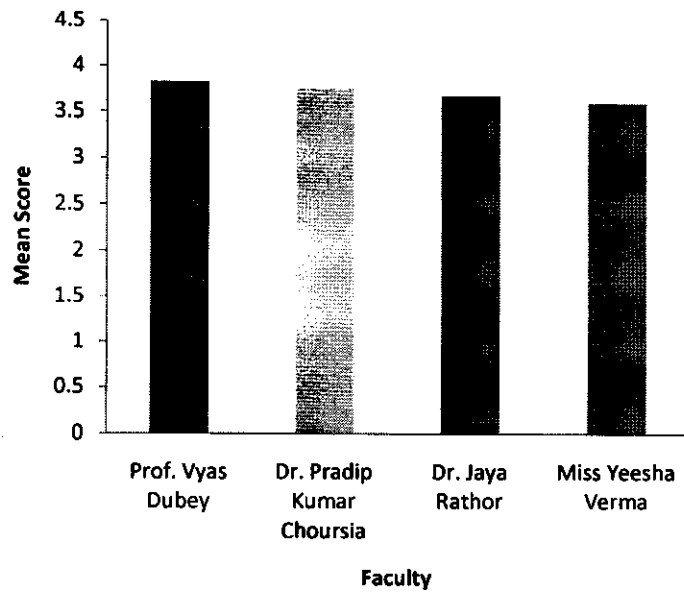
Course	Mean Score
Course-I	3.44
Course-II	3.50
Course-III	3.65
Course-IV	3.50



[Signature]
PROFESSOR & HEAD
School of Studies in Statistics
Pt. Ravishankar Shukla University
RAIPUR (C. G.)

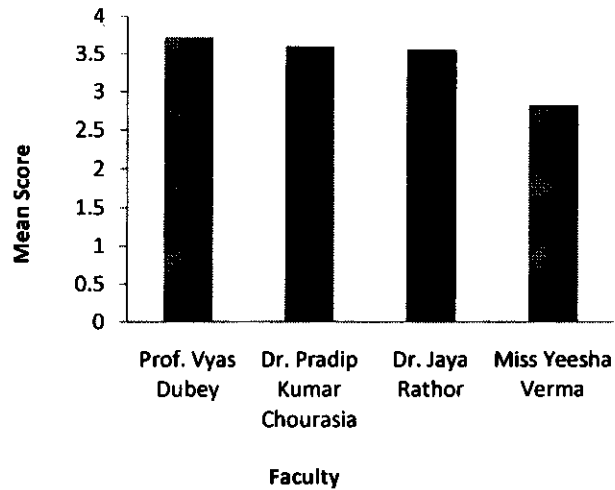
M. Sc. II Semester 2020-21

Faculty	Mean Score
Prof. Vyas Dubey	3.83
Dr. Pradip Kumar Chourasia	3.76
Dr. Jaya Rathor	3.68
Miss Yeesha Verma	3.6



M. Sc. IV Semester 2020-21

Faculty	Mean Score
Prof. Vyas Dubey	3.72
Dr. Pradip Kumar Chourasia	3.61
Dr. Jaya Rathor	3.57
Miss Yeesha Verma	2.83



Above results shown to all faculty members and requested them to improve their teaching.

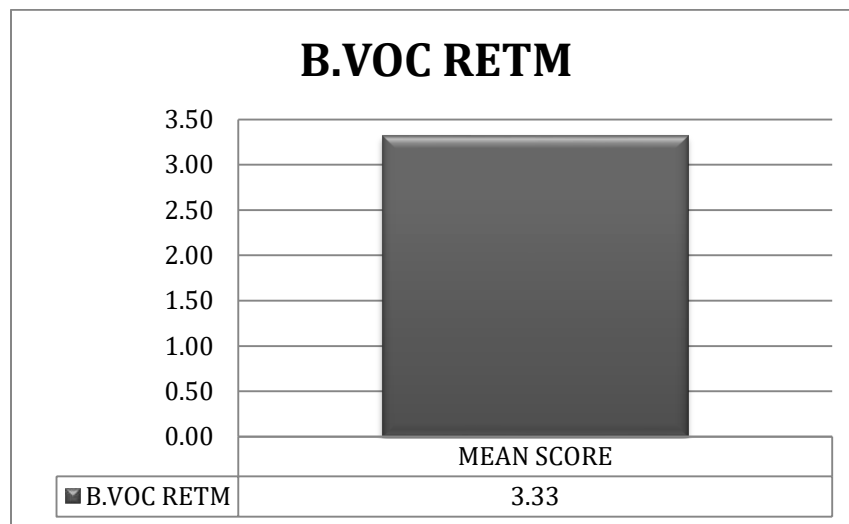
[Signature]
PROFESSOR & HEAD
School of Studies in Statistics
Parvati Chatterjee Sarika University
BALPUA (O. G.)



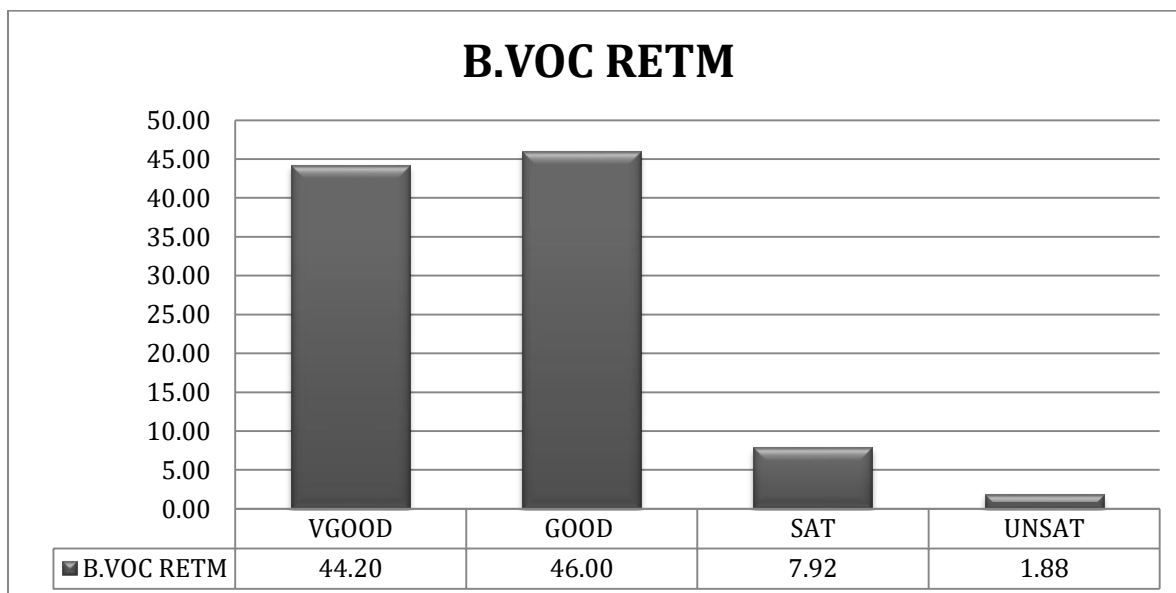
**BACHELOR OF VOCATION
RENEWABLE ENERGY TECHNOLOGY & MANAGEMENT
PT. RAVISHANKAR SHUKLA UNIVERSITY, RAIPUR (C.G.)**

STUDENT FEEDBACK FOR COURSE & FACULTY (2020-21)

COURSE FEEDBACK



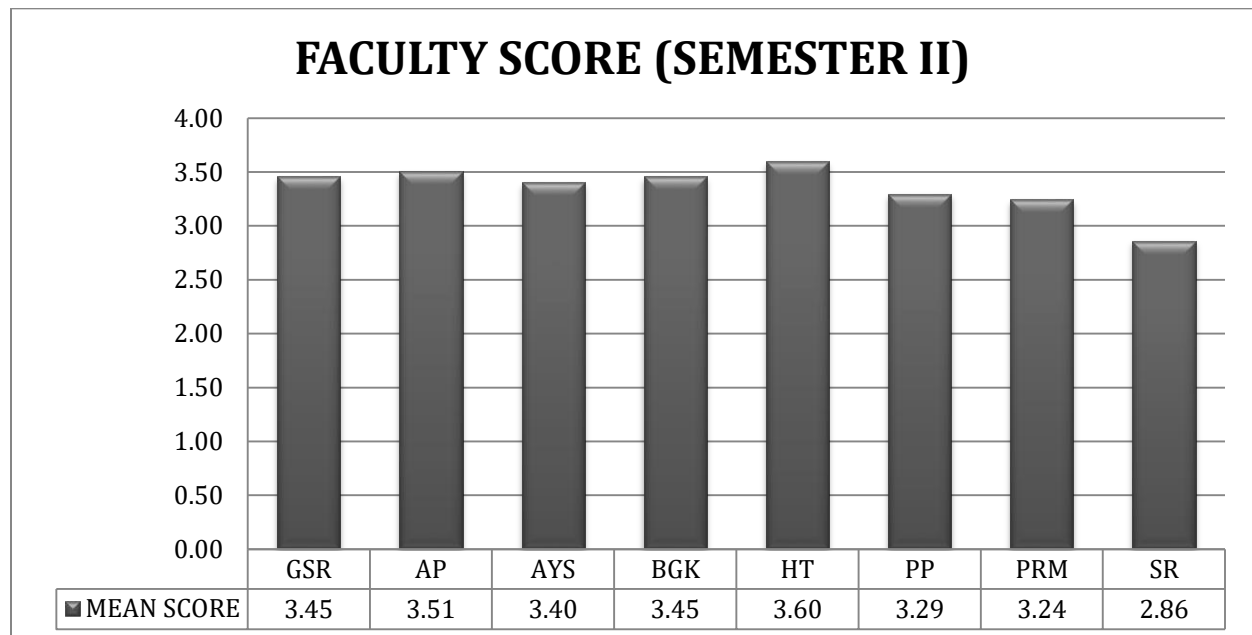
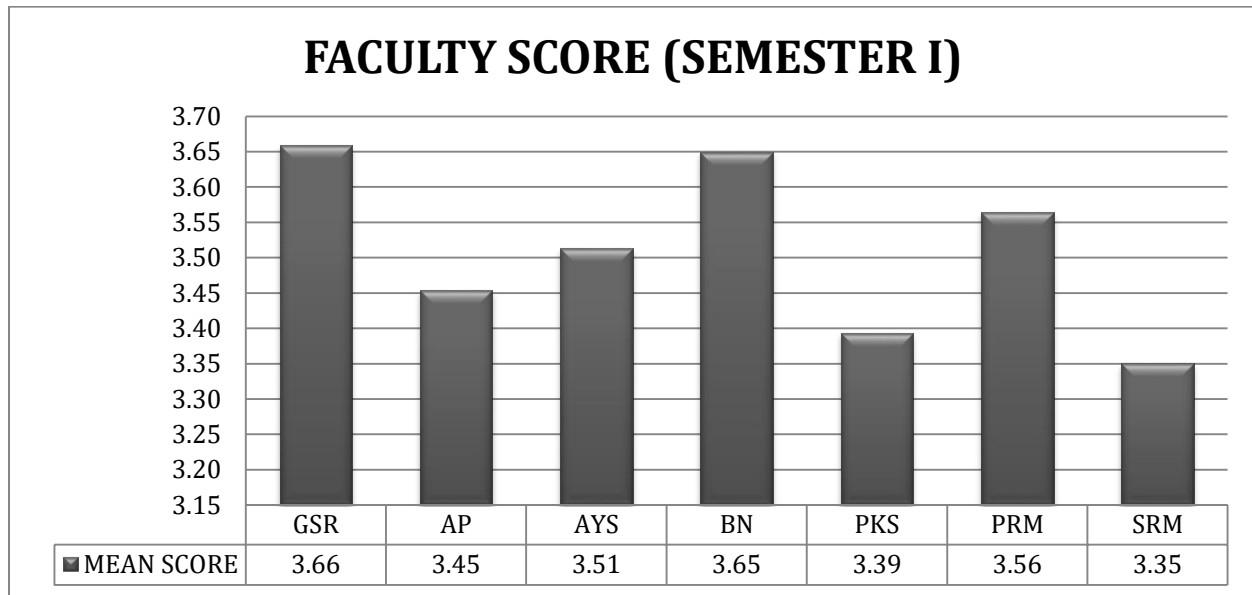
PERCENT RESPONSE TO COURSE





BACHELOR OF VOCATION RENEWABLE ENERGY TECHNOLOGY & MANAGEMENT PT. RAVISHANKAR SHUKLA UNIVERSITY, RAIPUR (C.G.)

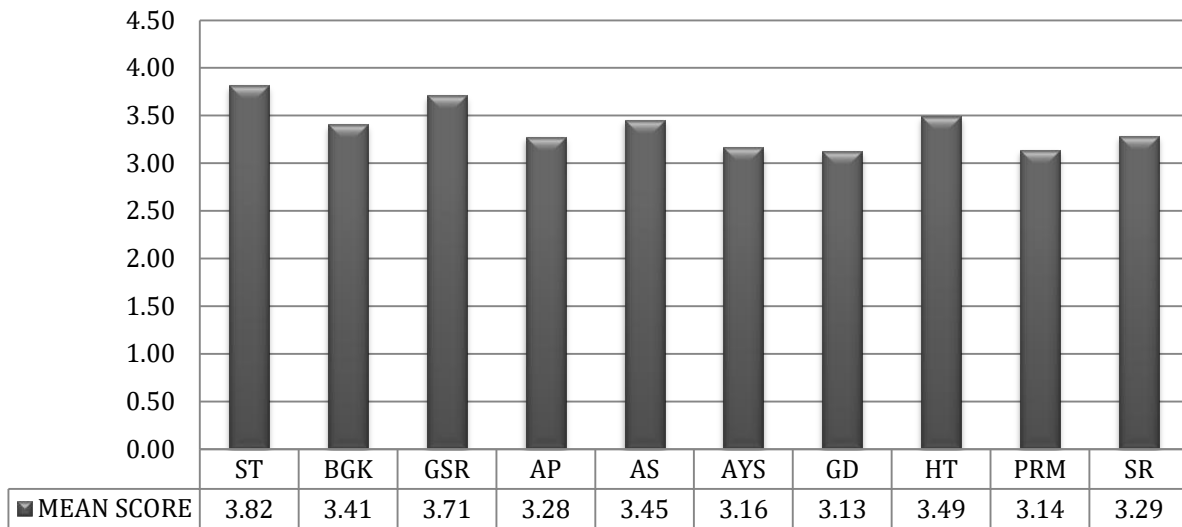
FACULTY FEEDBACK



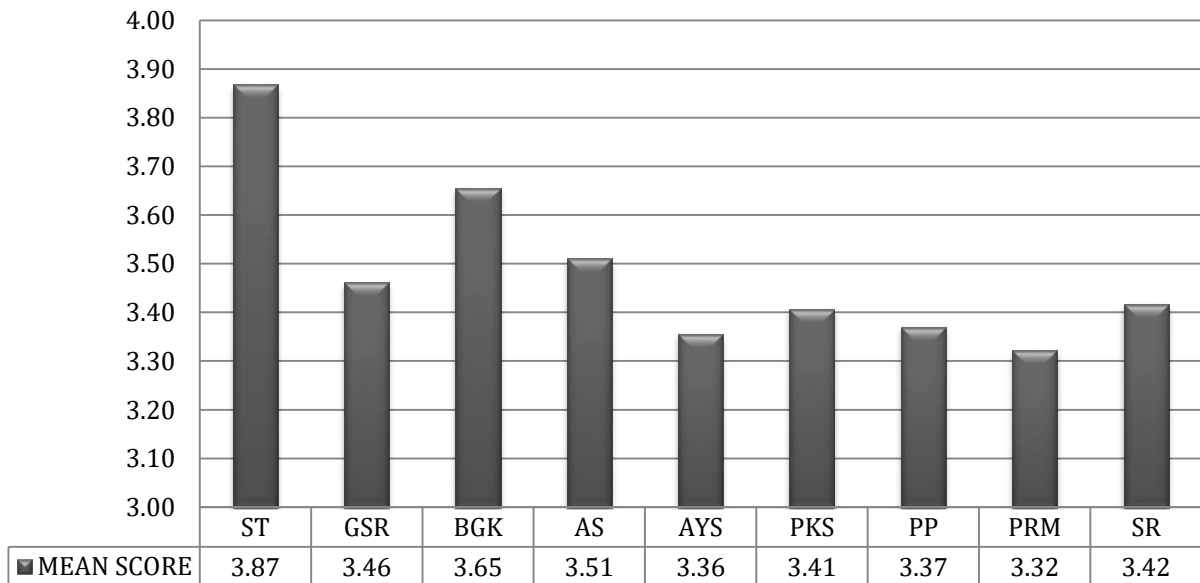


**BACHELOR OF VOCATION
RENEWABLE ENERGY TECHNOLOGY & MANAGEMENT
PT. RAVISHANKAR SHUKLA UNIVERSITY, RAIPUR (C.G.)**

FACULTY SCORE (SEMESTER III)

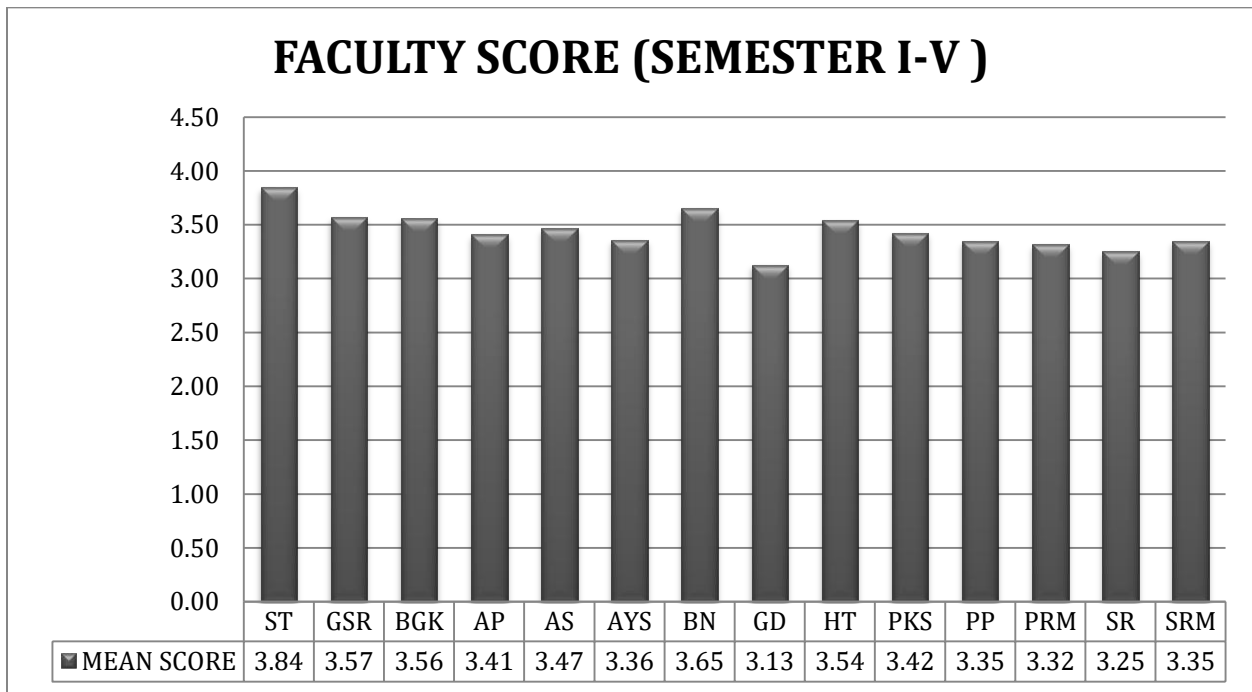
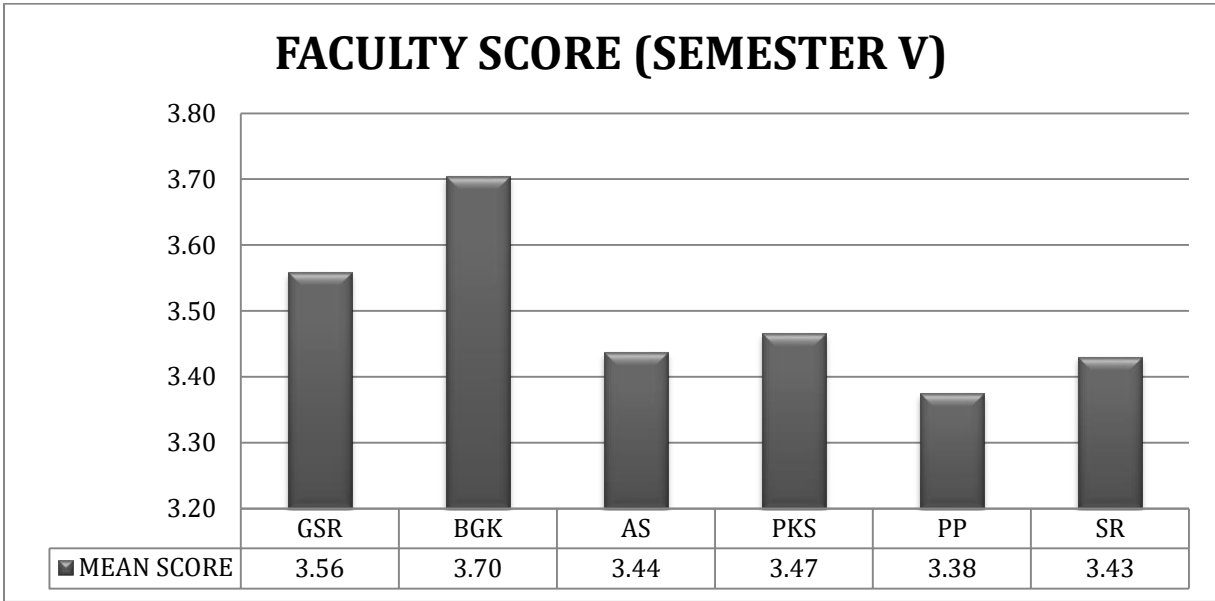


FACULTY SCORE (SEMESTER IV)





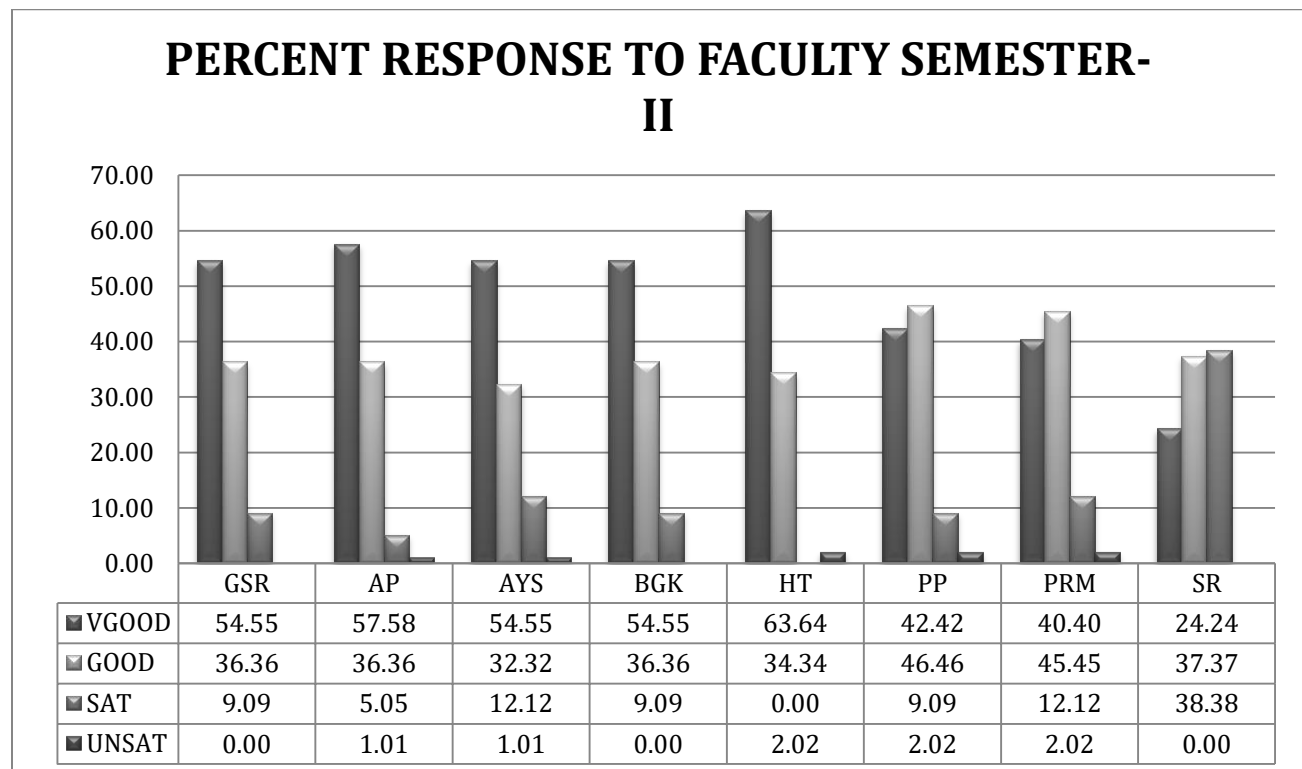
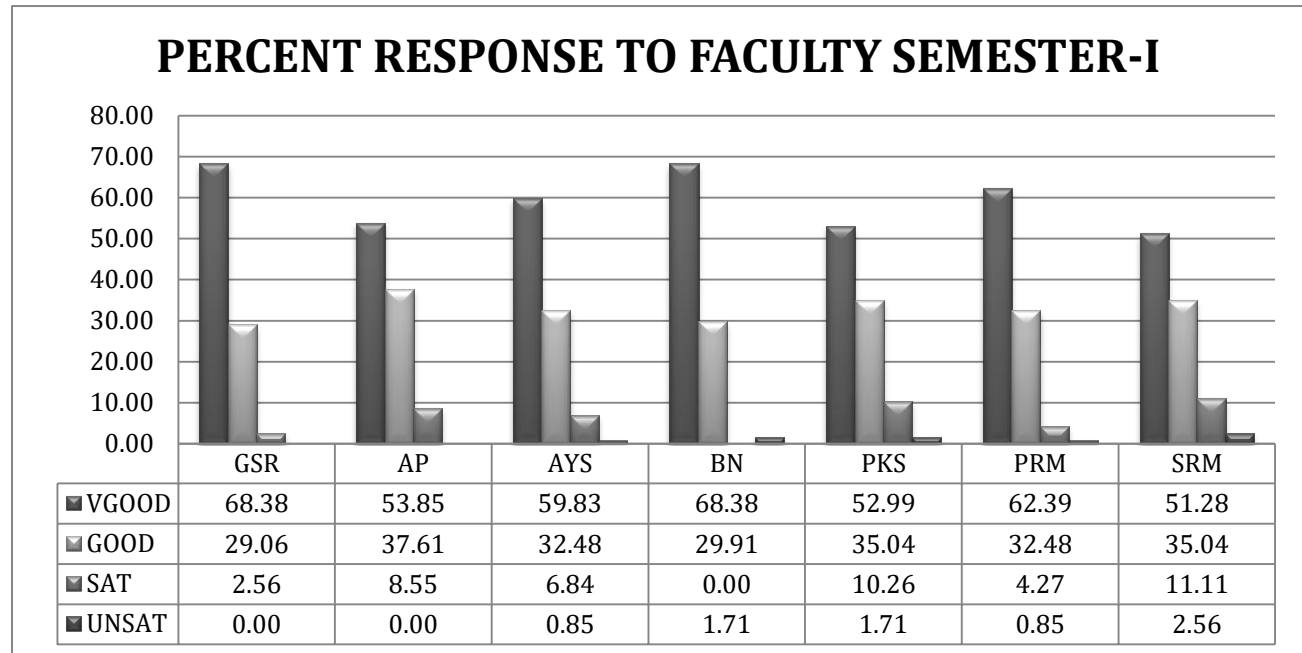
BACHELOR OF VOCATION RENEWABLE ENERGY TECHNOLOGY & MANAGEMENT PT. RAVISHANKAR SHUKLA UNIVERSITY, RAIPUR (C.G.)





BACHELOR OF VOCATION RENEWABLE ENERGY TECHNOLOGY & MANAGEMENT PT. RAVISHANKAR SHUKLA UNIVERSITY, RAIPUR (C.G.)

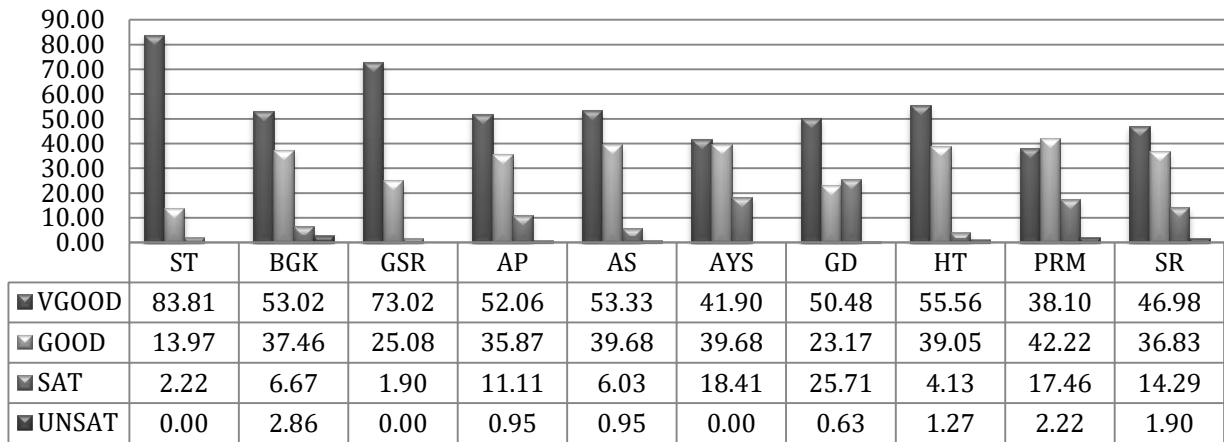
PERCENT RESPONSE TO FACULTY



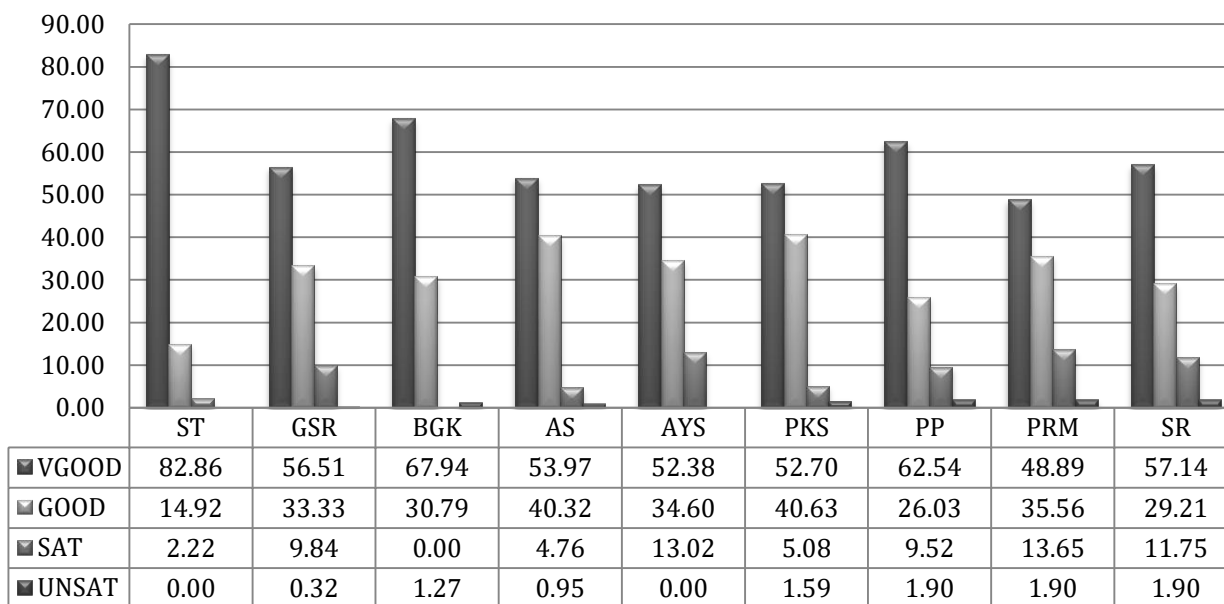


BACHELOR OF VOCATION RENEWABLE ENERGY TECHNOLOGY & MANAGEMENT PT. RAVISHANKAR SHUKLA UNIVERSITY, RAIPUR (C.G.)

PERCENT RESPONSE TO FACULTY SEMESTER-III



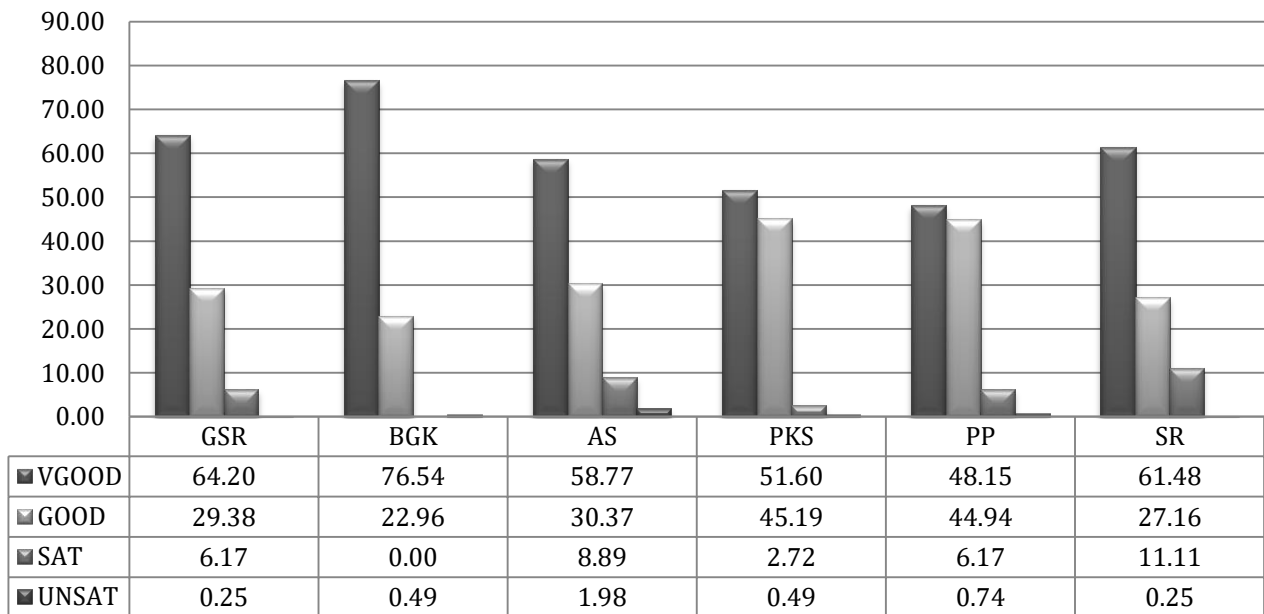
PERCENT RESPONSE TO FACULTY SEMESTER-IV



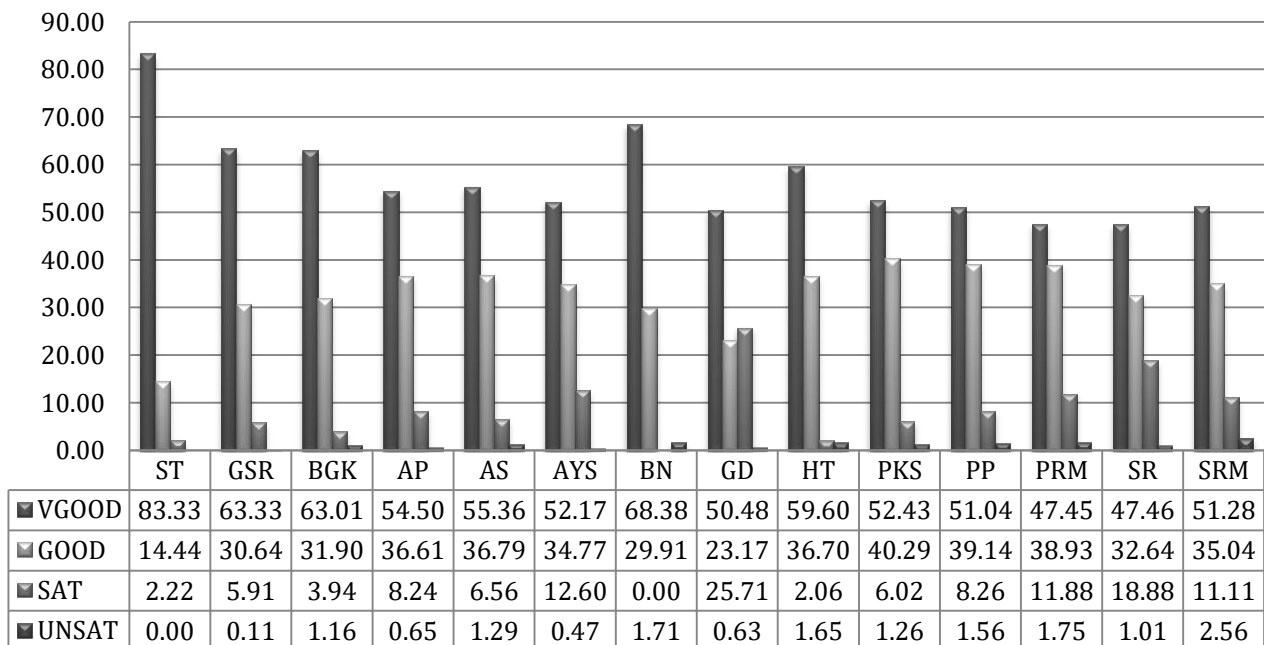


BACHELOR OF VOCATION RENEWABLE ENERGY TECHNOLOGY & MANAGEMENT PT. RAVISHANKAR SHUKLA UNIVERSITY, RAIPUR (C.G.)

PERCENT RESPONSE TO FACULTY SEMESTER-V



OVERALL PERCENT RESPONSE TO FACULTY





BACHELOR OF VOCATION RENEWABLE ENERGY TECHNOLOGY & MANAGEMENT PT. RAVISHANKAR SHUKLA UNIVERSITY, RAIPUR (C.G.)

ABBREVIATIONS USED

NAME OF FACULTIES					
ST	:	Prof. Sanjay Tiwari	HT	:	Mrs. Harsha Tiwari
GSR	:	Mr. Gajendra Singh Rathore	PKS	:	Mr. Pawan Kumar Sahu
BGK	:	Mr. B.Gopal Krishna	PP	:	Mrs. Prateek Pratyasha
AYS	:	Ms. Aayushi Sharma	PRM	:	Mr. Pusprai Mishra
AP	:	Dr. Alka Panda	BN	:	Dr. Basumati Nadig
GD	:	Mr. Gulab Das	SR	:	Mr. Sandeep Rana
AS	:	Mr. Amrit Shende	SRM	:	Mr. S.Rudra Murty

SUGGESTIONS GIVEN BY STUDENTS

1. Application received related to shortage of Student Table & Chair.
2. Application received for increasing the Renewable Energy lab equipments.
3. Application received to emphasis on initiating industrial linkages for increasing industrial visits & internship opportunities.

The feedback received from the students of B.Voc. 1st to 5th Semesters (2020-21) was discussed in details in the Staff Council meeting. The overall score given by students to the faculty was circulated among the faculty members including guest faculties with the request for improvement in teaching. It was unanimously decided to find out the weak points from the feedback and resolve them for improvement. Faculties were suggested for incorporation of virtual / e-learning content development. List of some new books & Solar related magazine prepared was sent to librarian of the University for Procurement. The suggestions made by the students may be also taken into consideration. It was resolved to prepare the action taken report for the feedback.



BACHELOR OF VOCATION RENEWABLE ENERGY TECHNOLOGY & MANAGEMENT PT. RAVISHANKAR SHUKLA UNIVERSITY, RAIPUR (C.G.)

ACTION TAKEN REPORT

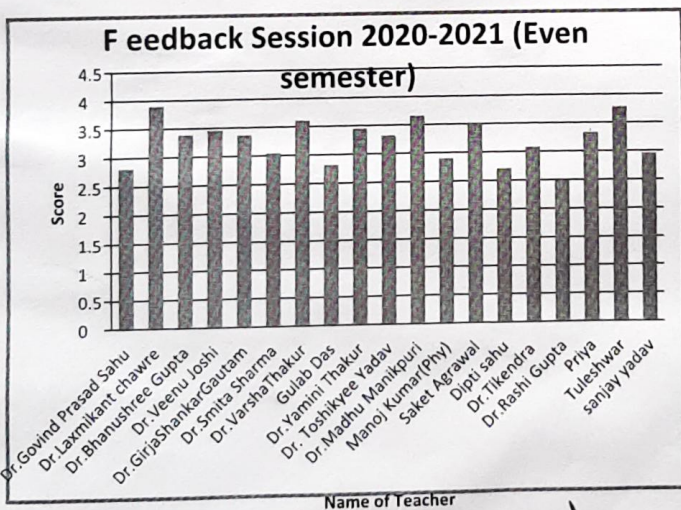
1. After discussion in the meeting of Grievance and Redressal Committee a prompt action took in the concern by immediately forwarding the requirement of Student Table & Chair & after few days new Student Table & Chair were received also.
2. The requirement of new lab equipments were identified and forwarded to competent authority for approval.
3. MoU is executed with International Institute of Waste Management (IIWM) & Saitech Energy Space Systems Pvt. Ltd., for imparting knowledge exchange and practice based education which will enhance the technical skills of the students.
4. Faculties of Institute of RETM started preparing e-Contents for Students of B.Voc., Faculties took Online Classes, Tests & Assignment with the assistance e-contents they developed.

Coordinator
Renewable Energy Technology &
Management Center
HRDC Building, Pt. Ravishankar Shukla
University, Raipur (C.G.) 492010

Feedback Session 2020-2021 (Even semester)

Tentative change after end of Semester

Teachers Name	Score	Remarks
Dr.Govind Prasad Sahu	2.81	
Dr.Laxmikant chawre	3.9	Highest
Dr.Bhanushree Gupta	3.39	
Dr.Veenu Joshi	3.46	
Dr.GirjaShankarGautam	3.37	
Dr.Smita Sharma	3.04	
Dr.VarshaThakur	3.61	
Gulab Das	2.82	
Dr.Yamini Thakur	3.45	
Dr. Toshikyee Yadav	3.32	
Dr.Madhu Manikpuri	3.66	
Manoj Kumar(Phy)	2.9	
Saket Agrawal	3.52	
Dipti sahu	2.71	
Dr.Tikendra	3.08	
Dr.Rashi Gupta	2.5	Lowest
Priya	3.33	
Tuleshwar	3.78	
sanjay yadav	2.96	



Dr

Govind

Govind

Madhu Manikpuri

Prayaj


Govind

DIRECTOR
Center for Basic Science
Pt. Ravishankar Shukla University
Raipur (C. G.) 492 010

Feedback Session 2020-2021 (odd semester)

Teachers Name	Score	Remarks
Dr.Govind Prasad Sahu	2.81	
Dr.Bhanushree Gupta	3.39	
Dr.Veenu Joshi	3.46	
Dr.GirjaShankarGautam	3.37	
Dr.Smita Sharma	3.04	
Dr.VarshaThakur	3.61	
Mr.Gulab Das	2.82	
Dr.Yamini Thakur	3.45	
Dr. Toshikyee Yadav	3.32	
Dr.Madhu Manikpuri	3.66	
Dr.Alka Kaushik	3.67	Highest
Mr.Manoj Yadav(maths)	3.33	
Mr.Manoj Kumar(Phy)	2.9	
Mr.Saket Agrawal	3.52	
Miss. Dipti sahu	2.71	
Kishore Chelak	2.41	Lowest
Dr.Tikendra	3.08	
Dr.Rashi Gupta	2.5	

Feedback Session 2020-2021 (odd semester)



1/02/2021

Ch

Toshik

S

Madhu Manikpuri

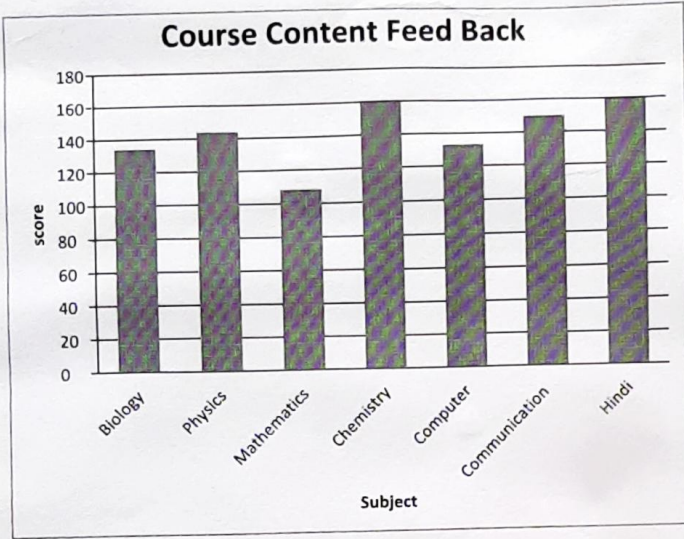
veenu

253 Dpt

DIRECTOR

Center for Basic Sciences
Ravishankar Shukla University
Raipur (C. G.) 492 010

Bh



Course Content	Score
Biology	134.11
Physics	144
Mathematics	108.22
Chemistry	160.22
Computer	133
Communication	150
Hindi	160

Toshke

[Signature]

[Signature]

[Signature]


[Signature]

Madhur Manjari

[Signature]


[Signature]

[Signature]


 26/7/2021
 DIRECTOR
 Center for Basic Sciences
 Pt. Ravishankar Shukla University
 Raipur (C. G.) 492 010

Feedback Analysis Report

The feedback has been taken from students for their respective courses and faculties. Suggestions and problems discussed in staff council meeting. Problem and suggestion have been resolved through proper discussion and actions were taken for betterment. In staff council meeting feedback of faculties and their performance were discussed All faculties were advised to conduct extra classes and try to resolve the difficulties of students and modify teaching styles.



DIRECTOR

Center for Basic Sciences

Pt. Ravishankar Shukla University

Raipur (C. G.) 492 010

