



पंडित रविशंकर शुक्ल विश्वविद्यालय, रायपुर छत्तीसगढ़ भारत
Pt. Ravishankar Shukla University, Raipur Chhattisgarh, India
Estd-1964 – recognized by UGC U/s 2(f) and 12 (B)
NAAC “A” Grade

CRITERION-I

EVIDENCE(S), AS PER SOP

METRIC No. 1.4.1	Structured feedback for design and review of syllabus – semester-wise / year-wise is received from: 1) Students, 2) Teachers, 3) Employers and 4) Alumni
METRIC No. 1.4.2	Feedback processes of the institution may be classified as follows A. Feedback collected, analysed, action taken and feedback hosted on the institutional website B. Feedback collected, analysed and action has been taken C. Feedback collected and analysed D. Feedback collected E. Feedback not collected
<ul style="list-style-type: none">• Stakeholder feedback analysis report• Action taken report of the Institution on feedback report	



पंडित रविशंकर शुक्ल विश्वविद्यालय, रायपुर छत्तीसगढ़ भारत
Pt. Ravishankar Shukla University, Raipur Chhattisgarh, India

Estd-1964 – recognized by UGC U/s 2(f) and 12 (B)

NAAC “A” Grade

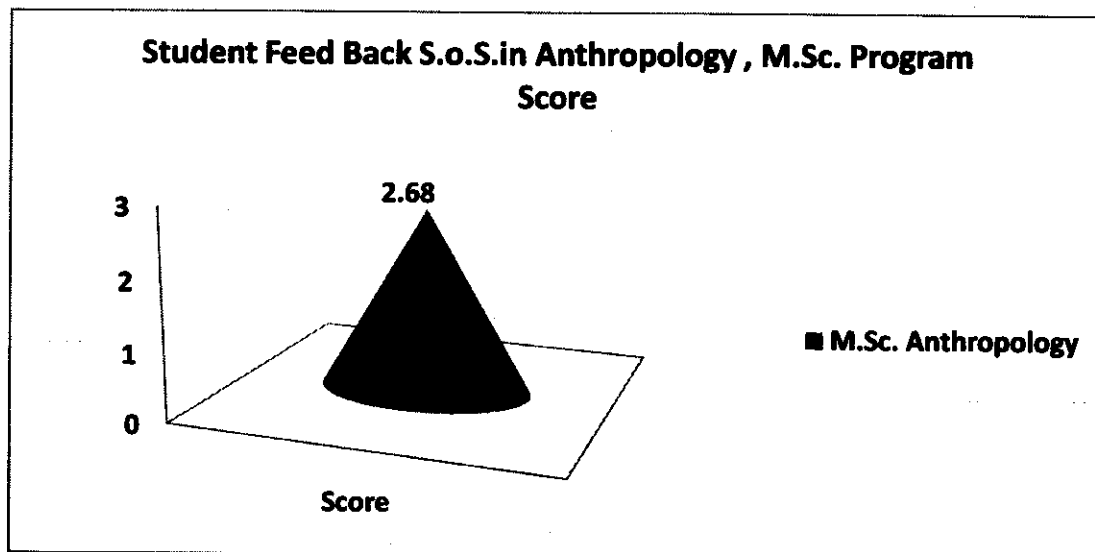
FEEDBACK 2019-2020

SN	Department	Pg. No.
1	Anthropology	1-12
2	Biotechnology	13-26
3	Chemistry	27-30
4	Comp Science &IT	31-35
5	Economics	36-39
6	Electronics	40-48
7	Environment Science	49-51
8	Geography	52-76
9	Geology	77-79
10	History	80-94
11	Law	95-103
12	Library	104-107
13	Life Science	108-115
14	Literature & Language	116-128
15	Management	129-139
16	Mathematics	140-143
17	Pharmacy	144-149
18	Physical Education	150-208
19	Physics & Astrophysics	209-211
20	Psychology	212-268
21	Sociology	269-272
22	Statistics	273-274
23	Centre for Women’s Studies	275-277
24	Renewable Energy Technology & Management	278-286
25	Center for Basic Sciences	287-290


**School of Studies in Anthropology
Pt. Ravishankar Shukla University, Raipur**


Feedback Report Session 2019-2020 (M.Sc. II Semester)

Name of Faculty	
A.	A. Dr. Ashok Pradhan
B.	B. Dr. Mitashree Mitra
C.	C. Dr. Moyna Chakravarty
D.	D. Dr. Jitendra Premi
E.	E. Dr. Shailendra Kumar
F.	F. Dr. Udit Kalyan (Guest Faculty)
G.	G. Dr. Gulshan Deshlahra (Guest Faculty)
H.	H. Dr. Ram Chand Sahu (Guest Faculty)



24/6
(Dr. Ashok Pradhan)
Professor & Head
SoS in Anthropology
Pt. Ravishankar Shukla University
Raipur (C.G.)




(Dr. Asst. Prof. in Anth.)
Professor & Head
SoS in Anthropology
Pt. Ravishankar Shukla University
Raipur (C.G.)

School of Studies in Anthropology
Pt. Ravishankar Shukla University, Raipur
Feedback Report Session 2019-2020 (M.Sc. II Semester)

Faculty A


Que.	V.G	Good	Sat	Unsat	Total
1	5	8	4	0	17
2	4	7	5	1	17
3	3	8	3	2	16
4	4	7	3	3	17
5	2	6	5	4	17
6	4	4	7	2	17
7	4	9	3	1	17
8	3	7	5	2	17
9	3	6	7	1	17
Total	32	62	42	16	152
% Response	21.05	40.79	27.63	10.53	100

Faculty B

Que.	V.G	Good	Sat	Unsat	Total
1	6	5	6	0	17
2	5	7	3	2	17
3	5	6	5	0	16
4	5	4	8	0	17
5	2	6	7	2	17
6	4	6	4	2	16
7	3	7	4	3	17
8	4	5	5	3	17
9	5	5	6	1	17
Total	39	51	48	13	151
% Response	25.83	33.77	31.79	8.61	100

Faculty C

Que.	V.G	Good	Sat	Unsat	Total
1	8	4	4	1	17
2	7	3	7	0	17
3	5	7	4	1	17
4	6	5	4	1	16
5	7	3	4	3	17
6	6	5	5	1	17
7	5	4	4	4	17
8	5	7	4	1	17
9	7	3	6	1	17
Total	56	41	42	13	152
% Response	36.85	26.95	27.64	8.56	100


(Dr. Ashok Pradhan)
 Professor & Head
 SoS in Anthropology
 Pt. Ravishankar Shukla University
 Raipur (C. G.)

Faculty D

Que.	V.G	Good	Sat	Unsat	Total
1	9	5	3	0	17
2	9	5	3	0	17
3	8	4	5	0	17
4	7	3	6	1	17
5	5	6	5	0	16
6	6	5	6	0	17
7	6	6	4	1	17
8	5	4	7	1	17
9	9	2	5	1	17
Total	64	40	44	4	152
% Response	42.1	26.31	28.96	2.63	100

Faculty E

Que.	V.G	Good	Sat	Unsat	Total
1	4	4	7	2	17
2	7	3	6	1	17
3	5	3	6	3	17
4	3	6	5	3	17
5	4	6	3	3	16
6	4	4	4	5	17
7	6	3	4	4	17
8	4	4	5	4	17
9	6	2	6	3	17
Total	43	35	46	28	152
% Response	28.29	23.02	30.26	18.43	100

Faculty F

Que.	V.G	Good	Sat	Unsat	Total
1	4	5	4	4	17
2	3	1	7	6	17
3	1	4	6	6	17
4	0	7	2	8	17
5	2	3	6	6	17
6	0	4	5	8	17
7	1	4	6	6	17
8	0	4	6	7	17
9	3	4	3	7	17
Total	14	36	45	58	153
% Response	9.15	23.53	29.41	37.91	100


(Dr. Ashok Brahma)
 Professor & Head
 SoS in Anthropology
 Ravishankar Shukla University
 Raipur (C.G.)

Faculty G

Que.	V.G	Good	Sat	Unsat	Total
1	1	2	4	7	14
2	1	3	3	7	14
3	1	3	1	9	14
4	1	2	2	9	14
5	1	2	3	8	14
6	0	5	1	8	14
7	0	3	2	9	14
8	0	3	3	8	14
9	0	3	2	9	14
Total	5	26	21	74	126
% Response	3.96	20.64	16.66	58.74	100

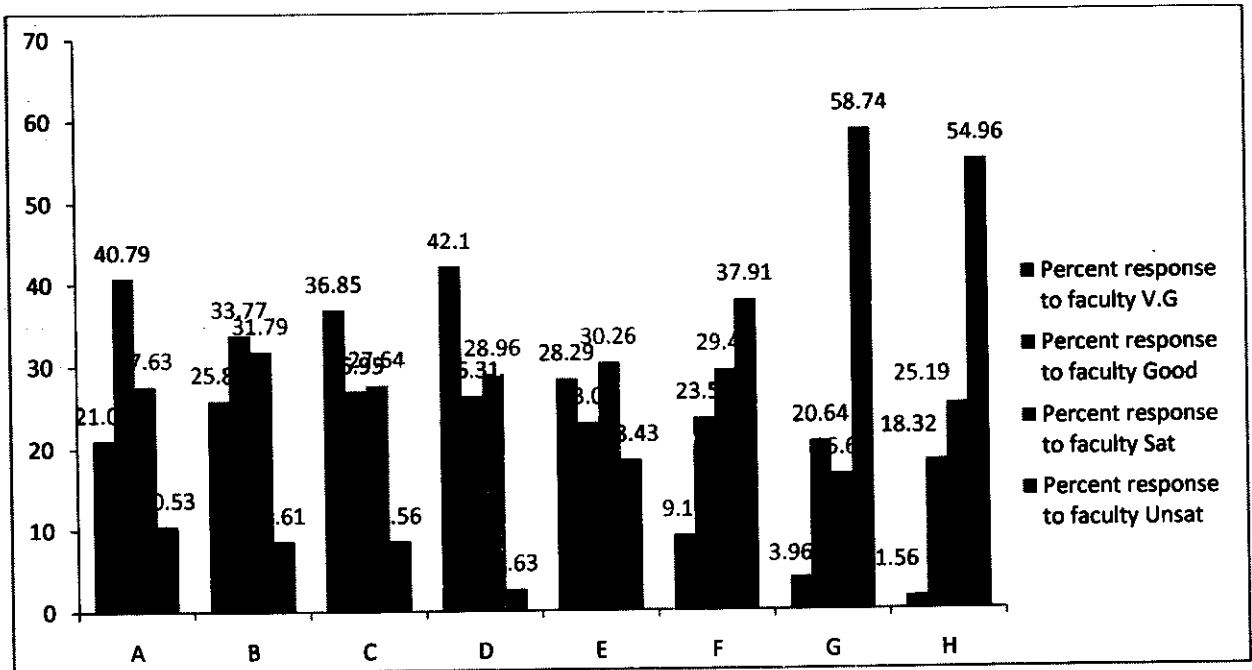
Faculty H

Que.	V.G	Good	Sat	Unsat	Total
1	0	4	4	7	15
2	0	2	5	8	15
3	1	0	5	9	15
4	0	3	3	9	15
5	0	4	3	7	14
6	1	1	4	8	14
7	0	3	2	9	14
8	0	4	2	8	14
9	0	3	5	7	15
Total	2	24	33	72	131
% Response	1.56	18.32	25.19	54.96	100



(Dr. Ashok Pradhan)
Professor & Head
SoS in Anthropology
Pt. Ravishankar Shukla University
Raipur (C.G.)

**School of Studies in Anthropology
Pt. Ravishankar Shukla University, Raipur
Feedback Report Session 2019-2020**

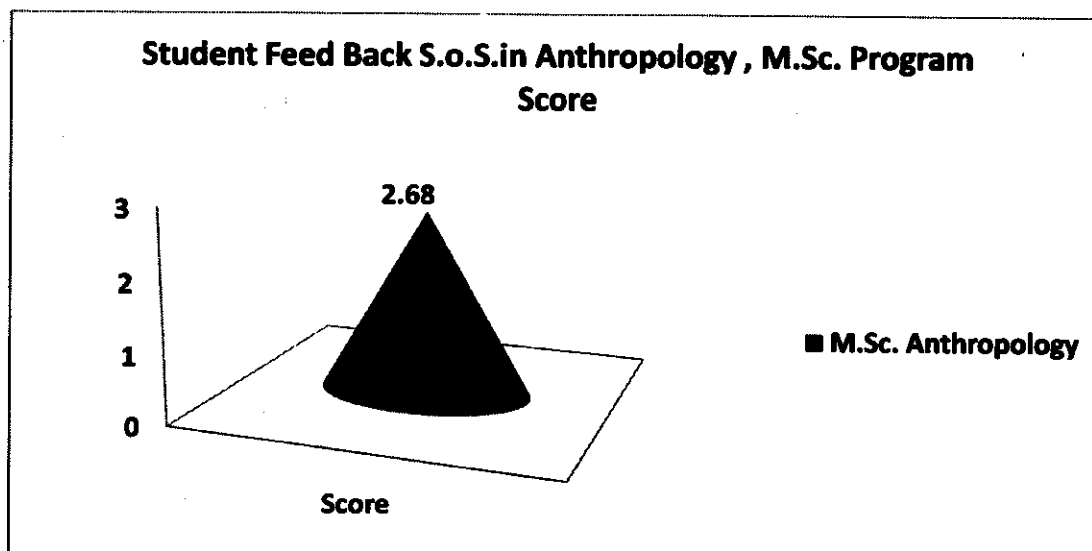
Percent response to faculty				
Faculty	V.G	Good	Sat	Unsat
A	21.05	40.79	27.63	10.53
B	25.83	33.77	31.79	8.61
C	36.85	26.95	27.64	8.56
D	42.1	26.31	28.96	2.63
E	28.29	23.02	30.26	18.43
F	9.15	23.53	29.41	37.91
G	3.96	20.64	16.66	58.74
H	1.56	18.32	25.19	54.96




Faculty Overall Score 2019-2020 (M.Sc. II sem.)	
Faculty	Mean Score
A	2.7
B	2.73
C	2.9
D	3.05
E	2.59
F	2.03
G	1.39
H	1.42

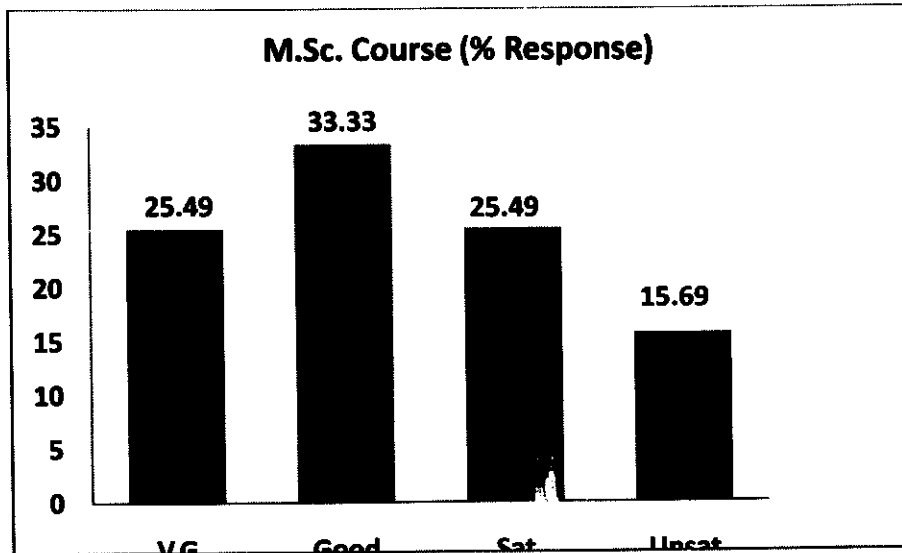


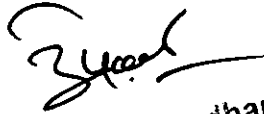
M.Sc. Program Score		
Course	Subject	Score
		Sem. II
M.Sc.	Anthropology	2.68




(Dr. Ashok Pradhan)
 Professor & Head
 SoS in Anthropology
 Pt. Ravishankar Shukla University
 Raipur (C.G.)

M.Sc. Course % Response				
	V.G	Good	Sat	Unsat
Subject	25.49	33.33	25.49	15.69





(Dr. Ashok Pradhan)
 Professor & Head
 SoS in Anthropology
 Pt. Ravishankar Shukla University
 Raipur (C.G.)

**School of Studies in Anthropology
Pt. Ravishankar Shukla University, Raipur**

Feedback Report Session 2019-2020 (M.Sc. II Semester)

Percent response to faculty				
Faculty	V.G	Good	Sat	Unsat
A	21.05	40.79	27.63	10.53
B	25.83	33.77	31.79	8.61
C	36.85	26.95	27.64	8.56
D	42.1	26.31	28.96	2.63
E	28.29	23.02	30.26	18.43
F	9.15	23.53	29.41	37.91
G	3.96	20.64	16.66	58.74
H	1.56	18.32	25.19	54.96

Faculty	Mean Score
A. Dr. Ashok Pradhan	2.7
B. Dr. Mitashree Mitra	2.73
C. Dr. Moyna Chakravarty	2.9
D. Dr. Jitendra Premi	3.05
E. Dr. Shailendra Kumar	2.59
F. Dr. Udit Kalyan (Guest Faculty)	2.03
G. Dr. Gulshan Deshlahra (Guest Faculty)	1.39
H. Dr. Ram Chand Sahu (Guest Faculty)	1.42


(Dr. Ashok Pradhan)
 Professor & Head
 SoS in Anthropology
 Pt. Ravishankar Shukla University
 Raipur (C.G.)

Pt. Ravishankar Shukla University, Raipur

Name of the Department:

Questionnaire – 1

Course/Program:	M.A./M.Sc. Anthropology
Semester:	Semester I&II
Year:	2019-20
1. Depth of the course content including project work, if any	<input type="checkbox"/> Very good <input checked="" type="checkbox"/> Good <input type="checkbox"/> Satisfactory <input type="checkbox"/> Unsatisfactory
2. Extent of coverage of course	<input type="checkbox"/> Very good <input checked="" type="checkbox"/> Good <input type="checkbox"/> Satisfactory <input type="checkbox"/> Unsatisfactory
3. Applicability / relevance to real life situations	<input type="checkbox"/> Very good <input type="checkbox"/> Good <input type="checkbox"/> Satisfactory <input type="checkbox"/> Unsatisfactory
4. Learning value (in terms of knowledge, concepts, manual skills, analytical abilities and broadening perspectives)	<input checked="" type="checkbox"/> Very good <input type="checkbox"/> Good <input type="checkbox"/> Satisfactory <input type="checkbox"/> Unsatisfactory
5. Clarity and relevance of textual reading material	<input type="checkbox"/> Very good <input type="checkbox"/> Good <input type="checkbox"/> Satisfactory <input type="checkbox"/> Unsatisfactory
6. Relevance of additional source material (Online /Library)	<input checked="" type="checkbox"/> Very good <input checked="" type="checkbox"/> Good <input type="checkbox"/> Satisfactory <input type="checkbox"/> Unsatisfactory
7. Extent of effort required by students	<input type="checkbox"/> Very good <input type="checkbox"/> Good <input type="checkbox"/> Satisfactory <input type="checkbox"/> Unsatisfactory
8. Provision of sufficient time for feedback	<input type="checkbox"/> Very good <input checked="" type="checkbox"/> Good <input type="checkbox"/> Satisfactory <input type="checkbox"/> Unsatisfactory
9. Overall rating	<input checked="" type="checkbox"/> Very good <input type="checkbox"/> Good <input type="checkbox"/> Satisfactory <input type="checkbox"/> Unsatisfactory

(Dr. Ashok Pradhan)
Professor & Head
SoS in Anthropology
Pt. Ravishankar Shukla University
Raipur (C.G.)

Pt. Ravishankar Shukla University, Raipur
Name of the Department:

Questionnaire – 2

Student Feedback on Teachers (Separate for each Teacher, Please give only for those teachers who have taught you in this semester)

Name of the Teacher: Prof. Ashok Pradhan

Name of the Course Taught: M.A./M.Sc. Semester I & II

1. **Knowledge base of the teacher (as perceived by you)**

Very good Good Satisfactory Unsatisfactory

2. **Communication skills (in terms of articulation and comprehensibility)**

Very good Good Satisfactory Unsatisfactory

3. **Sincerity / Commitment of the teacher**

Very good Good Satisfactory Unsatisfactory

4. **Interest generated by the teacher**

Very good Good Satisfactory Unsatisfactory

5. **Ability to integrate course material with environment / other issues, to provide a broader perspective**

Very good Good Satisfactory Unsatisfactory

6. **Ability to integrate content with other courses**

Very good Good Satisfactory Unsatisfactory

7. **Accessibility of the teacher in and out of the class (include availability of the teacher to motivate further study and discussion outside class)**

Very good Good Satisfactory Unsatisfactory

8. **Ability to design quizzes / tests / assignment / examination and projects to evaluate students understanding of the course**

Very good Good Satisfactory Unsatisfactory

9. **Overall rating**

Very good Good Satisfactory Unsatisfactory

(Dr. Ashok Pradhan)
Professor & Head
SoS in Anthropology
Pt. Ravishankar Shukla University
Raipur (C.G.)



Pt. Ravishankar Shukla University, Raipur Feedback from Alumni

Name: Dr. Ram chand Sahu
Age: 34
Department: B.V.V. Jagdalpur
Anthropology & Tribal Studies

Gender: male
Occupation: Guest Teacher
Year of study: 2009-2010

S. No.	Particulars	Strongly Agree	Agree	Neutral	Disagree	Strongly disagree
1.	I feel proud to be the student of Pt. Ravishankar Shukla University, Raipur	✓				
2.	The learning I had in the University is useful in my career.	✓				
3.	The developments in the University in recent years are laudable.	✓				
4.	The new courses introduced meet contemporary requirements.	✓				
5.	PRSU is involving alumni in its activities.	✓				
6.	The alumni have a role to play in academically strengthening the University further.	✓				
7.	The alumni have a role to play in financially strengthening the University.	✓				
8.	Formation of department wise alumni associations is a step in the right direction.	✓				
9.	The department administration should take initiative to efficiently enroll and strengthen the alumni association.	✓				

Suggestions for further improvement:

Date: 07/07/2020

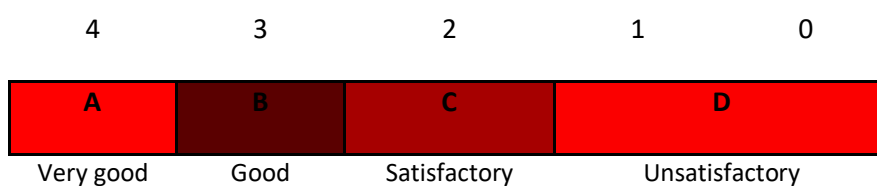
(Signature)
07/07/2020

Signature

(Dr. Ashok Pradhan)
Professor & Head
SoS in Anthropology
Pt. Ravishankar Shukla University
Raipur (C.G.)

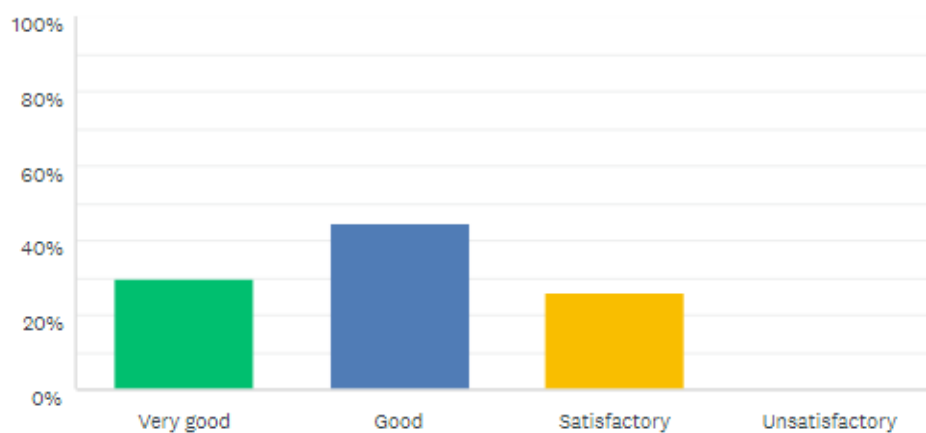
School of Studies in Biotechnology
Action Taken Report
&
Summary of Analysis
Session: 2019-20

A. Feedback Inventory for Students
(Questionnaire -1)



M.Sc. II sem.,
MAY-JUNE-2020,

Overall rating by Students



Remarks

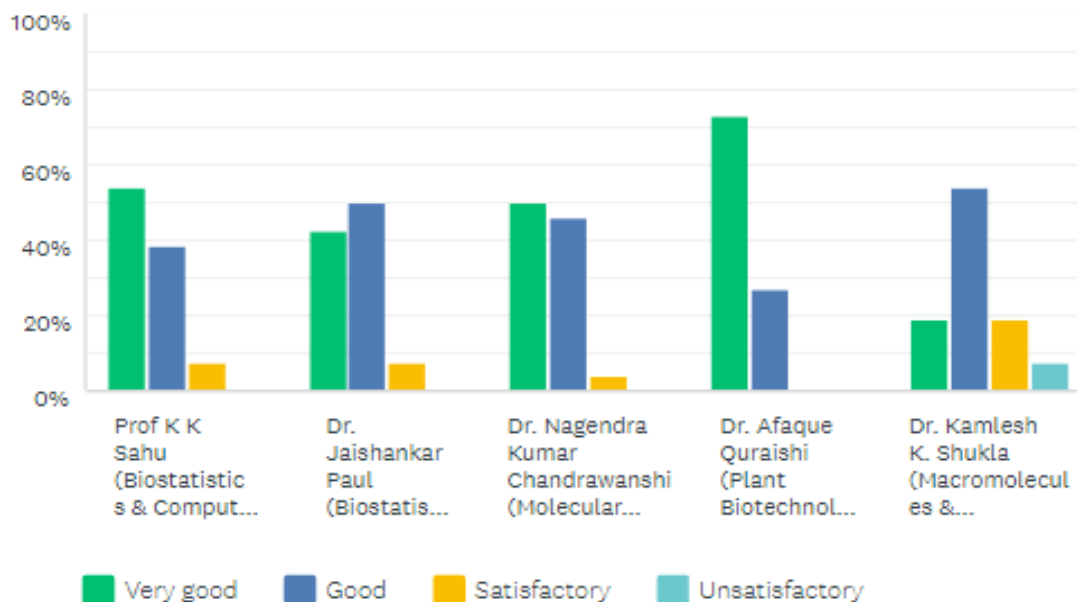
Parameters of Responses (%)				
Very Good	Good	Satisfactory	Unsatisfactory	Total Response
29.63	44.44	25.93	00.00	27.00

*** Details analysis sheet attached.**

B. Feedback Inventory for Students (Questionnaire -2)

M.Sc. II sem., Session: May-June 2020

Overall rating by Students



Teachers	Very good	Good	Satisfactory	Unsatisfactory	Total
Prof K K Sahu (Biostatistics & Computer Application in Biotechnology)	53.8 %	38.46%	7.69%	0.00%	26
Dr. Jaishankar Paul (Biostatistics & Computer Application in Biotechnology)	42.31%	50.00%	7.69%	0.00%	26
Dr. Nagendra Kumar Chandrawanshi (Molecular Biology)	50.00%	46.15%	3.85%	0.00%	26
Dr. Afaque Quraishi (Plant Biotechnology)	73.08%	26.92%	0.00%	0.00%	26
Dr. Kamlesh Shukla (Macromolecules & Enzymology)	19.23%	53.85%	19.23%	7.69%	26

* Details analysis sheet attached.

Suggestions

S1: A better library with books from good foreign authors. Even only, if the books related to our course is available then it would be a great help, as we won't have to rely on the library's book.

Response: *Now, our departmental library has been enriched with standard reference and textbooks of biotechnology (hard and soft copies) of foreign authors. The total forty eight (48) books are available in the departmental library.*

S2: Please give good marks in practical at least above 60 or 70 because of low marks in practical's my percentage decreases, but in theory, I got good marks.

Response: *The Staff Council discussed the raised issue in favour of students. However, we maintain a strict academic discipline and marking in practical and/ or internal which were done based on the performance, without any reservation. Meanwhile, University has formulated the distribution of internal marks based on individual's attendance, unit test performance and classroom seminars.*

S3: Practical marks are not satisfactory as per our performance and please provide us information regarding our new session during this pandemic.

Response: *Same as the S2 response*

S4: Focused on the final practical's marks, should be given much better.

Response: *Same as the S2 response*

S5: Sir I'm not satisfied with the internal marks in practical and theories which I got in MSc 1st Sem beside giving seminars in time, getting good marks in test the marks in internal was not as expected rather I got good marks in exam theories and after performing so accurate practical. I'm not satisfied with the internals. I'm truly disappointed sir I always try to give my best but the internals has decreased my overall percentage

Response: *Same as the S2 response*

S6: Plzz give good marks in practical at least above 60 or 70 because of low marks in practical our percent decreases but in theory, we get good marks. This problem is not with me only but the whole class wants the same. It is a humble requests from u all sir.

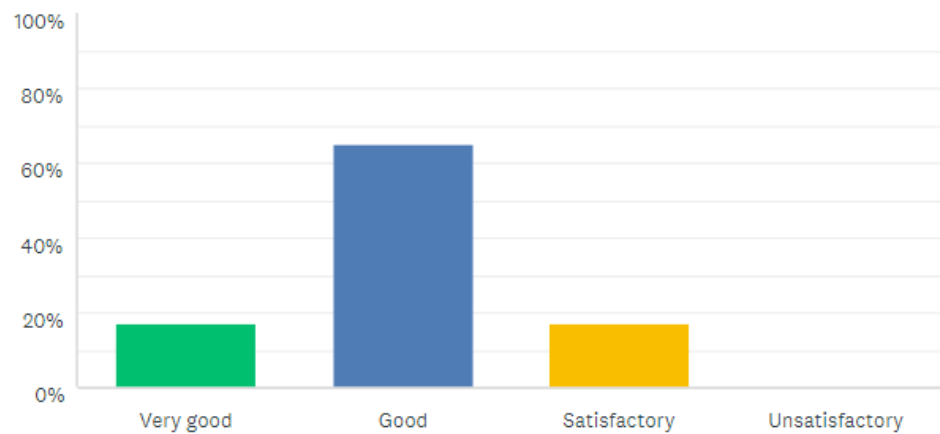
Response: *Same as the S2 response*

C. Feedback Inventory for Students (Questionnaire -1)

M.Sc. IV sem., Session: Dec-Jan 2019-2020

Overall rating

Answered: 23 Skipped: 0



Remarks

Parameters of Responses (%)				
Very Good	Good	Satisfactory	Unsatisfactory	Total Response
17.39	65.22	17.39	00.00	23.00

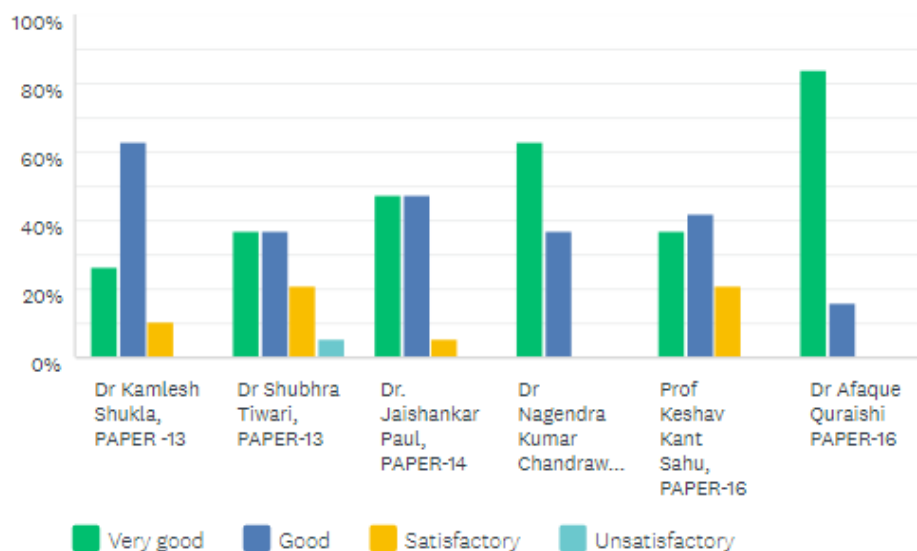
* Details analysis sheet attached.

D. Feedback Inventory for Students (Questionnaire -2)

M.Sc. IV sem., Session: May-June 2019-2020

Overall rating

Answered: 19 Skipped: 0



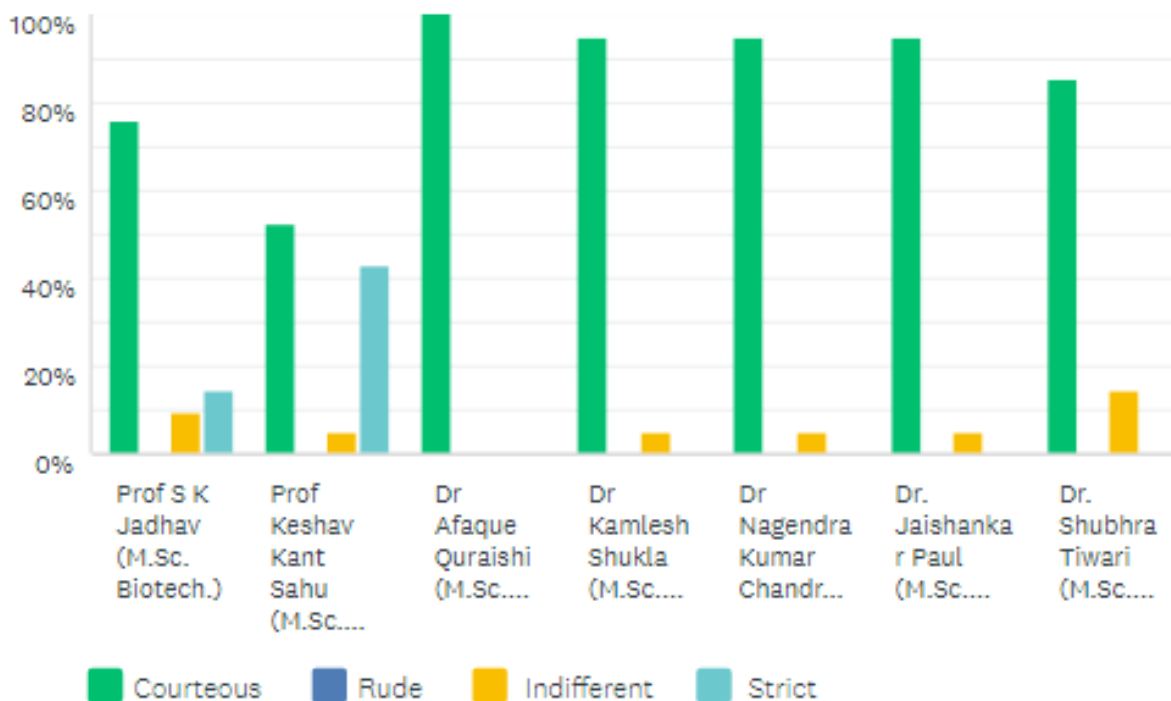
Teachers	VERY GOOD	GOOD	SATISFACTORY	UNSATISFACTORY
Dr Kamlesh Shukla, PAPER -13	26.32%	63.16%	10.53%	0.00%
Dr Shubhra Tiwari, PAPER-13	36.84%	36.84%	21.05%	5.26%
Dr. Jaishankar Paul, PAPER-14	47.37%	47.37%	5.26%	0.00%
Dr Nagendra Kumar Chandrawanshi, PAPER-15	63.16%	36.84%	0.00%	0.00%
Prof Keshav Kant Sahu, PAPER-16	36.84%	42.11%	21.05%	0.00%
Dr Afaque Quraishi PAPER-16	84.21%	15.79%	0.00%	0.00%

*** Details analysis sheet attached.**

D. Feedback Inventory for Students (Questionnaire -3)

M.Sc. IV sem., Session: May-June 2019-2020

Q. Was the teacher?



Teachers	COURTEOUS	RUDE	INDIFFERENT	STRICT
Prof S K Jadhav	76.19%	0.00%	9.52%	14.29%
Prof Keshavkant Sahu	52.38%	0.00%	4.76%	42.86%
Dr Afaque Quraishi	100.00%	0.00%	0.00%	0.00%
Dr Kamlesh Shukla	95.24%	0.00%	4.76%	0.00%
Dr Nagendra Kumar Chandrawanshi	95.24%	0.00%	4.76%	0.00%
Dr. Jaishankar Paul	95.24%	0.00%	4.76%	0.00%
Dr. Shubhra Tiwari	85.71%	0.00%	14.29%	0.00%

*** Details analysis sheet attached.**

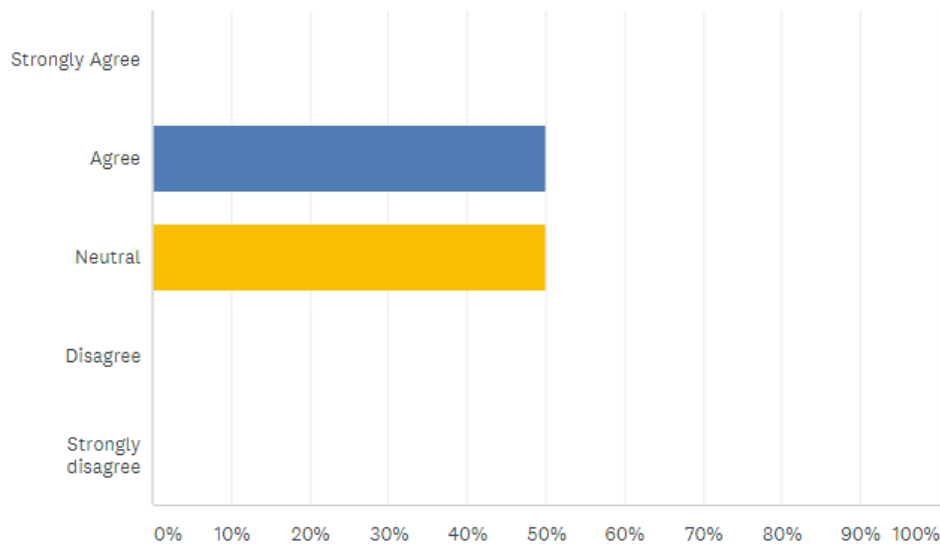
E. Feedback from Support Staff (2019-20)

Scale

Strongly Agree Agree Neutral Disagree Strongly disagree



Based on Q. The procedures followed in the University are effective.



Remarks

Parameters of Responses (%)					Total Resp
Strongly agree	Agree	Neutral	Disagree	Strongly Disagree	
00.00	50.00	50.50	00.00	00.00	02

* Details analysis sheet attached.

Suggestions for further improvement:

ST	Promotion should be given by the time.
Response	<i>The issue falls under the jurisdiction of the University Administration, hence forwarded for necessary action.</i>
RRM	No comment
RKV	No comment
MB	No comment
SM	No comment

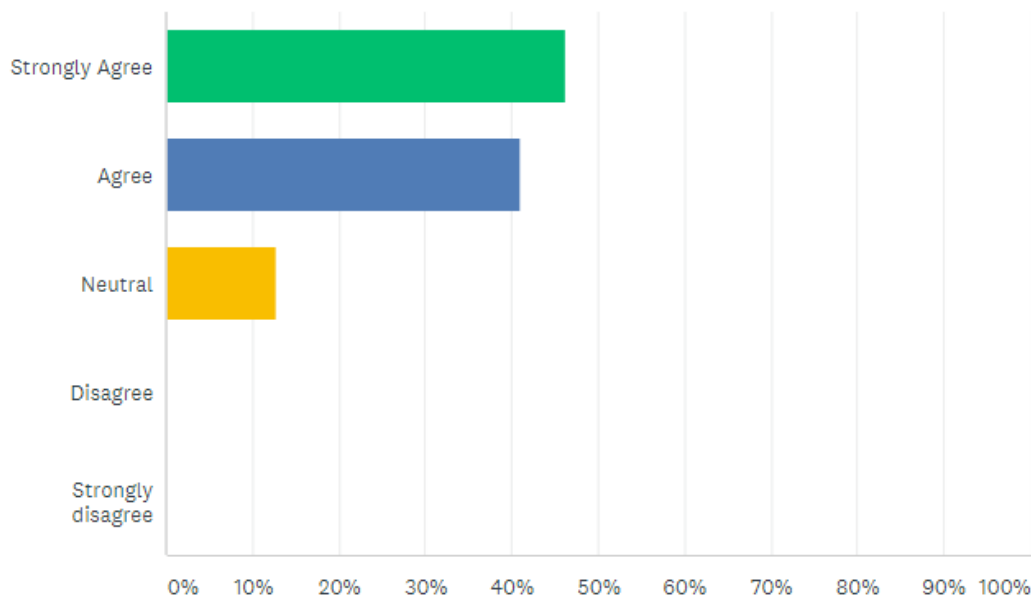
Key:

ST	Shubhra Tiwari	RKV	Ramesh Kumar Verma	SM	Santosh Manikpuri
RRM	Raghu Ram Markam	MB	Manju Bhagat		

F. Feedback Inventory for Parents

Feedback from Parents, Session June 2019-2020

Based on Q. Getting admission to the University for my ward is a matter of pride for me (Based on)



Remarks

Parameters (%)					
Strongly Agree	Agree	Neutral	Disagree	Strongly disagree	Total Response
46.15	41.03	12.82	00.00	00.00	39

* Details analysis sheet attached.

Suggestions:

1. I hope campus selection happens for the students studying over there.

Response: The school is working on a Department Placement Cell. However, the University Placement Cell exists and offer jobs available on its placement portal.

7/21/2020 2:06 PM

2. There should be a student id card in the university so that it will be helpful for them.

Response: Every year university provides dully singed students identify cards to the students to avail various facilities on the campus.

3. Industrial visits & field visits must be done

Response: It's a part of the curriculum, conducted during each academic session.

7/18/2020 5:16 PM

4. She got good marks in theory but didn't get marks in practical. Because of practical her percent decreases. She said only 4 - 5 students get marks. I feel this is not fair at all.

https://www.surveymonkey.com/analyze/cduzMfxNkDdfuhPv7UHF1eDra2J4LfBc0E2BqY246Wc_3D

Response: *The Staff Council discussed this issue. However, the marks allocation is based on individual performance in experimental activities.*

7/17/2020 3:40 PM

5. No suggestions, this university is the best in CG and I feel proud for my daughter.

Response: *Thanks. We are working constantly for the betterment.*

7/17/2020 12:14 AM

6. All work is done but some official work like certificate related work slow

Response: *Suggestion forwarded to the university administration.*

7/16/2020 2:56 AM

7. The students should be taught skills like leadership, collaboration, outdoor projects and practical approaches to realistic problems which can assist in their professions and future projects. Apart from the regular academic works the student should be exposed to real-time work culture.

Response: *Suggestion appreciated. The university and the department regularly organize various extracurricular activities for personality development of students. In connection, M.Sc. final semester students may opt for external six-month projects/dissertations from different national institutes of repute. It provides national exposure to the students of this school every year.*

7/16/2020 12:21 AM

8. Projects for last semester should be compulsory for all and everyone should be allowed to do the project

Response: *It is available to all the M.Sc. 4th semester students who fulfil the minimum criteria.*

7/15/2020 10:31 PM

9. Placement in the campus for job opportunities.

Response: *Same as the S1 response*

7/15/2020 10:04 PM.

10. Arrangement of canteen

Response: *The canteen facility is available on the university premises.*

7/15/2020 9:23 PM

11. There must be more exposure to companies and industries.

Response: *Same as the response 3 & 7*

7/15/2020 8:26 PM

12. The facilities provided as per the fees structure must be given with proper description. PTM can be conducted by every quarter of the year.

Response: The school is determined to provide all the facilities to the students, mentioned or not in their fee structure. Chemicals, lab-ware, books, e-resources, instruments, infrastructure are available to the students, as required following the SOP. The frequency of PTM will be increased.

7/15/2020 8:02 PM

13. There should be a canteen facility for the students

Response: Same as the response 10

7/15/2020 6:15 PM

14. Timings of practical's can be extended if required by the students

Response: One of the major concerns is to develop high practical skills in the M.Sc. Biotechnology students. In our timetable, the complete second half is devoted to the experimentation classes. Extra time to complete the long experiments and repetition of experiments when required is a regular practice.

7/15/2020 5:49 PM

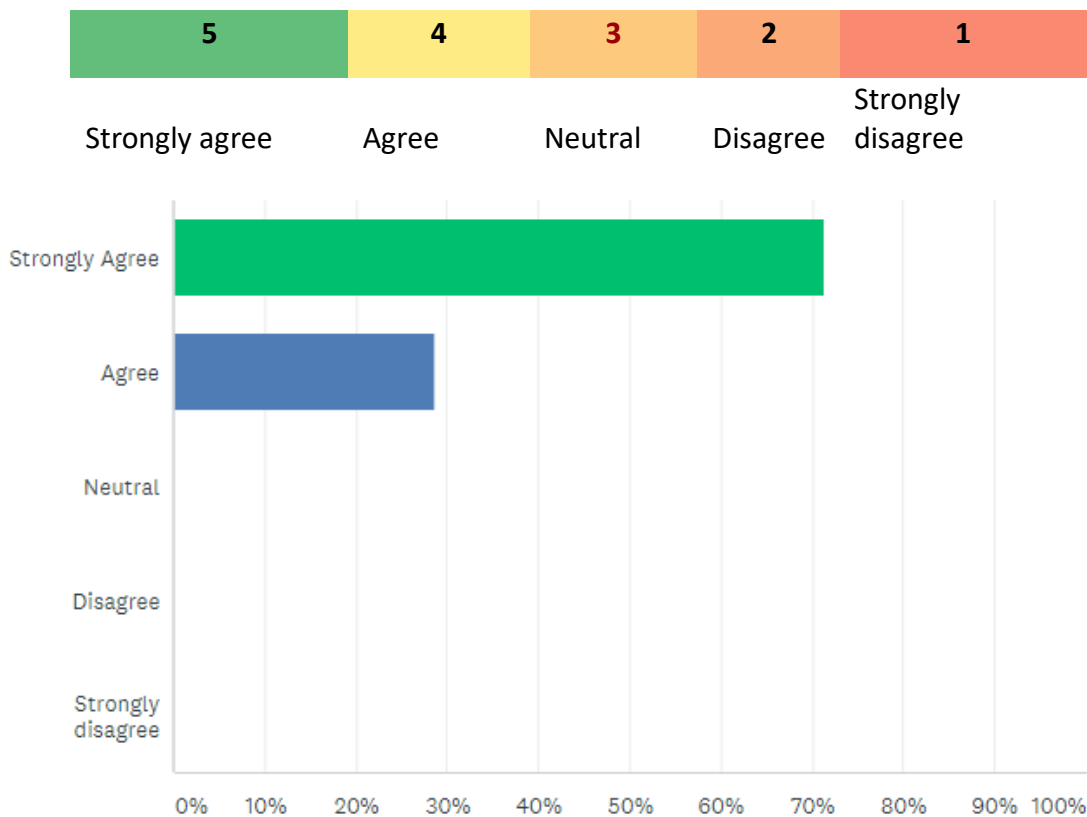
15. Some time any situation.. There process very slow.. than after all good.

Response: The statement is addressing which process it is not clear.

7/15/2020 5:38 PM

G. Feedback Inventory for Alumni Alumni Association of Biotechnology, Feedback June 2019-2020

Q I feel proud to be the student of Pandit Ravishankar Shukla University (PRSU).



Remarks

Parameters of Responses (%)					
Strongly Agree	Agree	Neutral	Disagree	Strongly Disagree	Total Resp.
71.43	28.57	0.00	00.00	0.00	35.00

* Details analysis sheet attached.

Suggestions for further improvement:

1. Practical implementation of the course needs to be enhanced. 2) As Biotechnology is still a growing sector in our state, many students are unable to survive and ultimately change their field which is a drawback in the development, so they should be properly counselled in building up their career in this subject which will increase the opportunities and possibility leading to its growth. Also the growing opportunities should be well updated and presented.

Response: 1) The M.Sc. syllabus, including theory and practical, matches the national standards and is upgraded regularly. As a result, the students succeed in different national and state-level exams regularly. 2) There are no big- or medium-sized biotech industries in our state presently. However, the State Government has planned a Biotech-Park in the state.

https://www.surveymonkey.com/analyze/cduzMfxNkDdfuhPv7UHF1eDra2J4LfBc0E2BqY246Wc_3D

8/12/2020 5:00 PM

2. Research and social responsibility work should be done.

Response: Students and alumni of this school are involved in social activities such as plantation, cleanliness drive, health awareness, etc.

7/27/2020 7:31 PM

3. Alumni...should take some initiative step to strengthening the career of their members.

Response: The alumni create a department alumni group on Whatsapp to share career opportunities.

7/17/2020 8:22 PM

4. Provide placement to MSc students as well as to pass out student it should boost up their confidence.

Response: The school is working on a Department Placement Cell. However, the University Placement Cell exists and offer jobs, available on its placement portal.

7/17/2020 4:29 PM

6. Along with seminars more workshops should be organised so that students can become aware of new techniques this will arouse interest in research. There must be open discussion session between students and teachers for their future prospective. Alumni members should have interaction with their teachers as their suggestions and guidance are very important for our improvement. Thank you

Response: The school regularly arranges hands-on workshops for the students; and will try to increase the frequency. The alumni association organizes annual meet for fruitful interactions and suggestions.

7/17/2020 2:26 PM

7. As a student, I felt lacking productive group discussions between students, there should be a research article presentation that article can be a matter of interest and it initiates between professors and students discussion.

Response: Appreciated. In the student classroom seminars, faculty members suggest for inclusion of the latest research information on the topic to discuss during their presentations.

7/17/2020 2:05 PM

8. Proper guidance should be there for the students for their future placements

Response: Same as the response 4

7/17/2020 1:59 PM

9. More requirement of ...Placement... and skill development....

Response: Same as the responses 4 & 6.

7/17/2020 1:29 PM

10. It should be every semester. After ending of semester classes..and also need of parents meeting..

Response:

https://www.surveymonkey.com/analyze/cduzMfxNkDdfuhPv7UHF1eDra2J4LfBc0E2BqY246Wc_3D

The school is determined to provide all the facilities to the students, including chemicals, lab-ware, books, e-resources, instruments, and infrastructure. The frequency of PTM will be increased.

7/17/2020 1:11 PM

11. Although Institute has a great communication with alumniees. The badminton match of passed out student is the need of the hour.

Response: The alumni association will plan a badminton tournament in the department as time permits in the present pandemic situation.

7/15/2020 2:33 PM

12. Alumni meet should be conducted in every two year without leap in such dates that majority of alumni can participate...

Response: The alumni association conducts annual meet only as unanimously decided themselves, looking after their time schedules.

13. Placement opportunity

Response: Same as the response 4.

Action Taken Report

Student's Overall Rating for the program

All the students of M.Sc. Biotechnology II and IV semesters rated the program as satisfactory and above. No one finds it unsatisfactory. However, the school is constantly working to upgrade itself.

Student's Overall Rating for the teachers

Here students rated all the teachers satisfactory and above except for one case in each semester. In the II and IV semesters, only about 8% and 5% of students, respectively, found it unsatisfactory. Nonetheless, the Chairman, Staff Council discussed it with the concerned one for the improvement.

Was the teacher?

None of the students rated any teacher as rude. Most of the students put the teachers in the courteous category.

Feedback from supporting staff

A single concern regarding timely promotion is forwarded to the university administration.

Feedback from parents

Admission in the university of their wards makes them proud nobody disagrees. Valuable suggestions from parents are considered, as mentioned in the section.

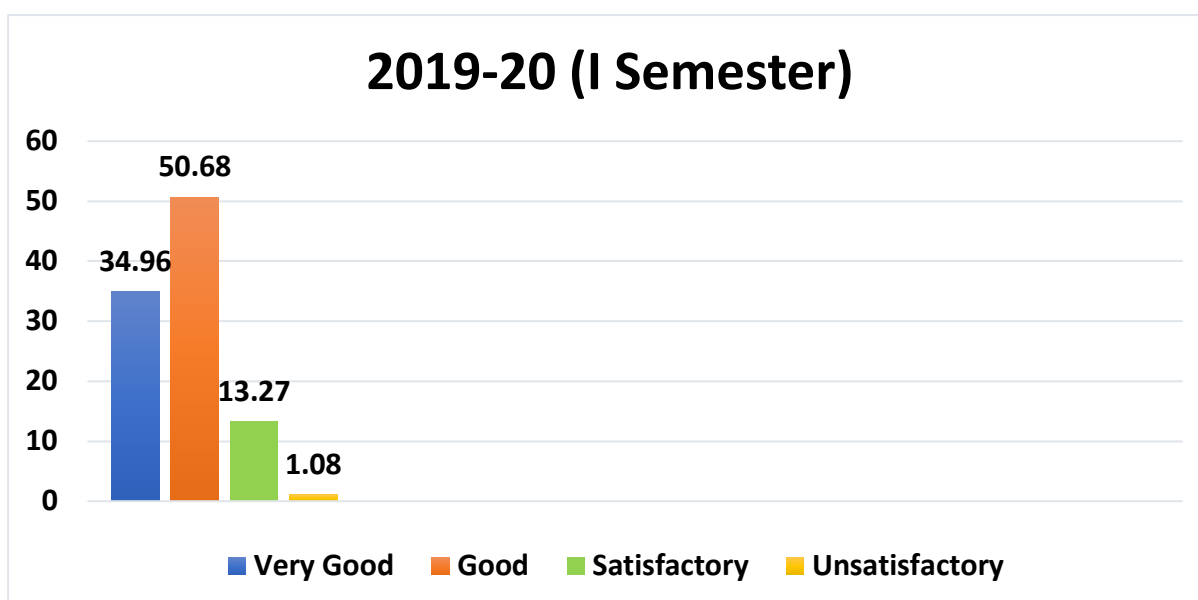
Feedback from alumni

All the alumni feel proud as the students of this university. Their suggestions are considered, as mentioned in the section.

School of Studies in Chemistry
Action Taken Report
&
Summary of Analysis
Session: 2019 - 2020
A. Feedback Inventory for Students

Parameters of Responses (%) 2019 – 20 – I SEM

Very Good	Good	Satisfactory	Unsatisfactory	Total Response
34.96	50.68	13.27	1.08	41.00



Parameters of Responses (%) 2019 – 20 – III SEM

Very Good	Good	Satisfactory	Unsatisfactory	Total Response
52.28	38.23	6.86	2.61	34.00

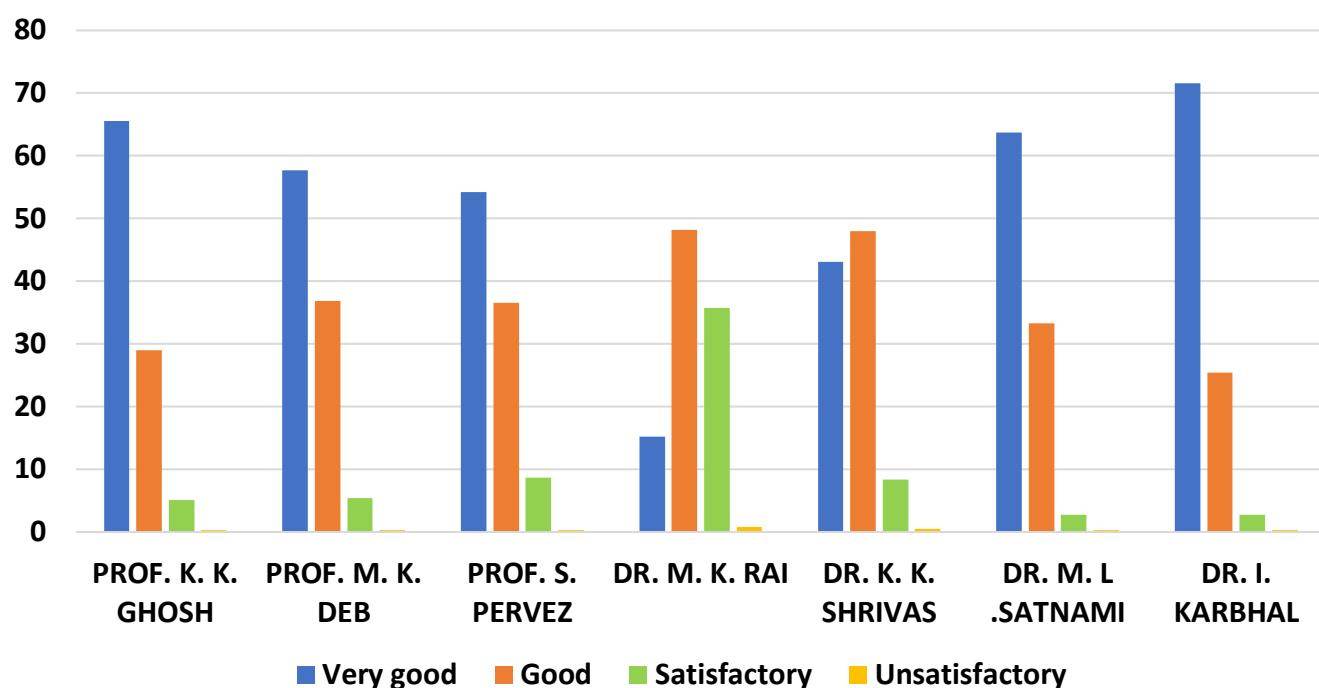
2019-20 (III Semester)



Session: 2019 – 20 [I – SEM]

S.N.	TEACHERS	Very good	Good	Satisfactory	Unsatisfactory
1.	PROF. K. K. GHOSH	65.58	28.99	5.14	0.27
2.	PROF. M. K. DEB	57.72	36.85	5.42	0.27
3.	PROF. SHAMSH PERVEZ	54.20	36.58	8.67	0.27
4.	DR. M. K. RAI	15.17	48.23	35.77	0.81
5.	DR. K. K. SHRIVAS	43.08	47.96	8.40	0.54
6.	DR. M. L. SATNAMI	63.68	33.33	2.71	0.27
7.	DR. INDRAPAL KARBHAL	71.54	25.47	2.71	0.27

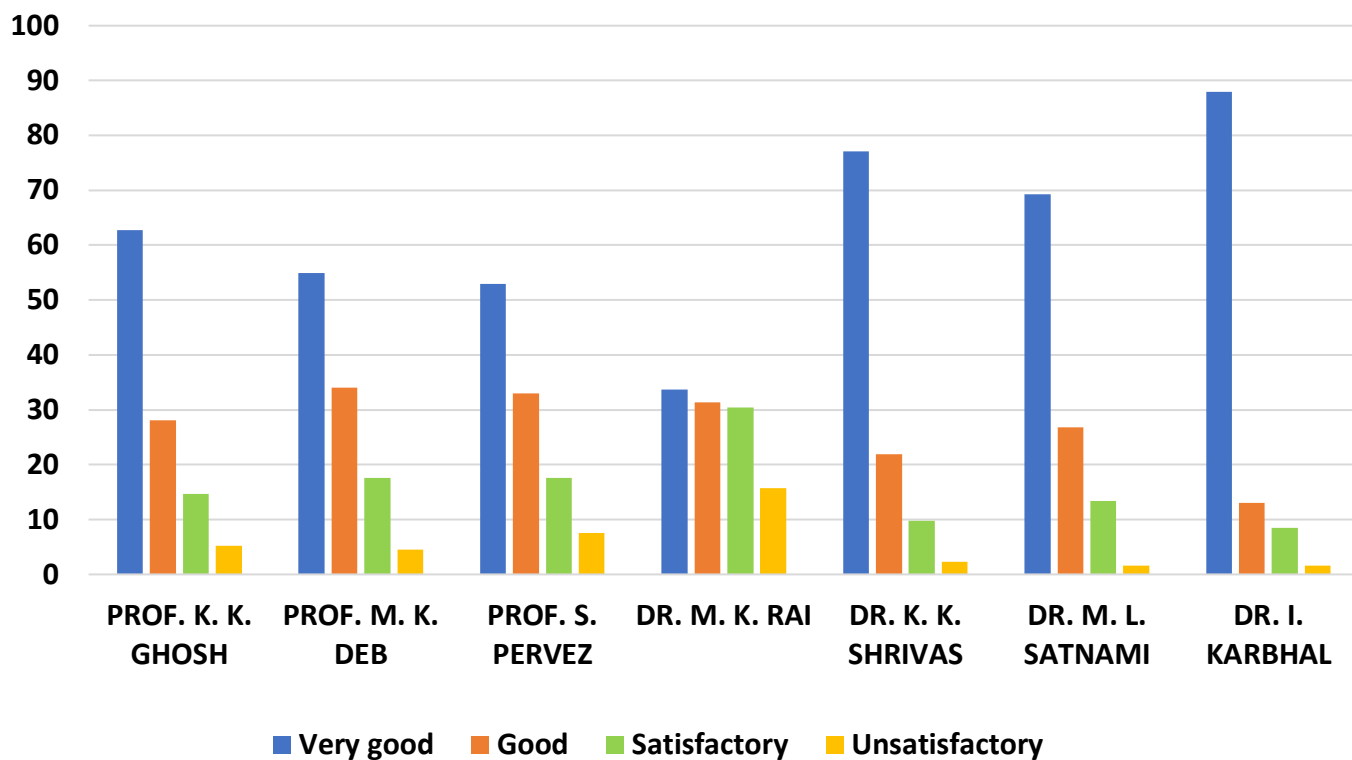
Session 2019-20 (I Semester)



Session: 2019 – 20 [III – SEM]

S.N.	TEACHERS	Very good	Good	Satisfactory	Unsatisfactory
1.	PROF. K. K. GHOSH	62.74	28.10	14.70	5.22
2.	PROF. M. K. DEB	54.90	33.98	17.64	4.57
3.	PROF. SHAMSH PERVEZ	52.94	33.00	17.64	7.51
4.	DR. M. K. RAI	33.66	31.37	30.39	15.68
5.	DR. K. K. SHRIVAS	77.12	21.89	9.80	2.28
6.	DR. M. L. SATNAMI	69.28	26.79	13.39	1.63
7.	DR. INDRAPAL KARBHAL	87.90	13.07	8.49	1.63

Session 2019-20 (III Semester)



B. Action Taken Report

The feedback given by the students were analysed and discussed in Staff council meeting. Suitable action was taken so as to satisfy the expectations of students. This further helped us to improve the teaching methodology and pedagogy as per the expectations of the students.

School of Studies in Computer Science & IT

Pt. Ravishankar Shukla University, Raipur, Chhattisgarh

STUDENT FEEDBACK 2019-20

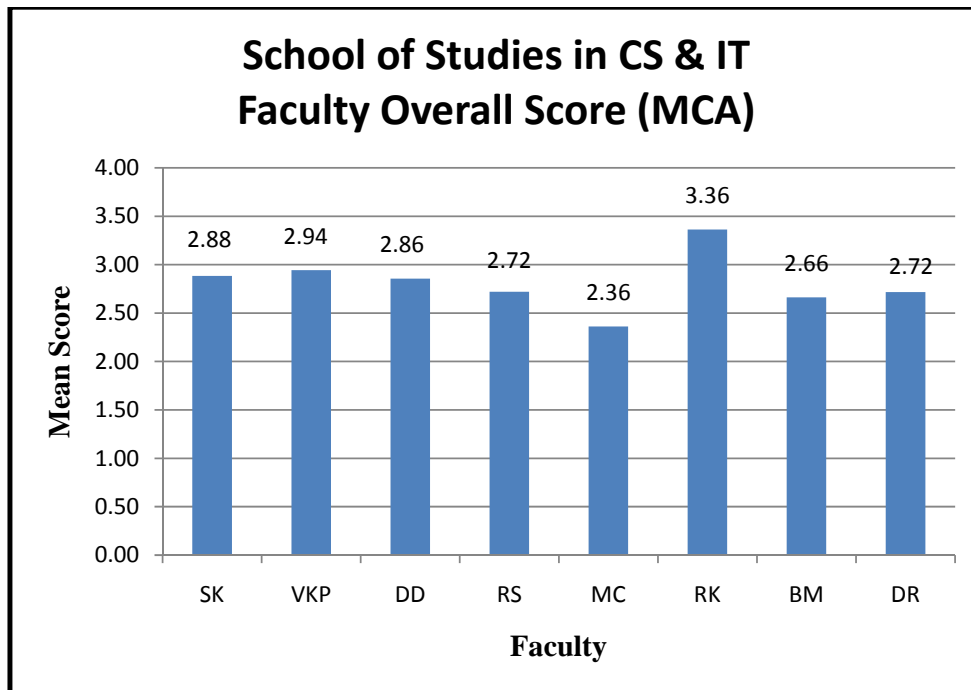
Abbreviations used

NAMES OF FACULTY			
SK	Dr. Sanjay Kumar	DR	Dhammpal Ramtake
VKP	Dr. V. K. Patle	RK	Rubi Kambo
DD	Deepak Kumar Deshmukh	RP	Ramakant Prasad
RS	Rahul Singh	BM	Basanti Minj

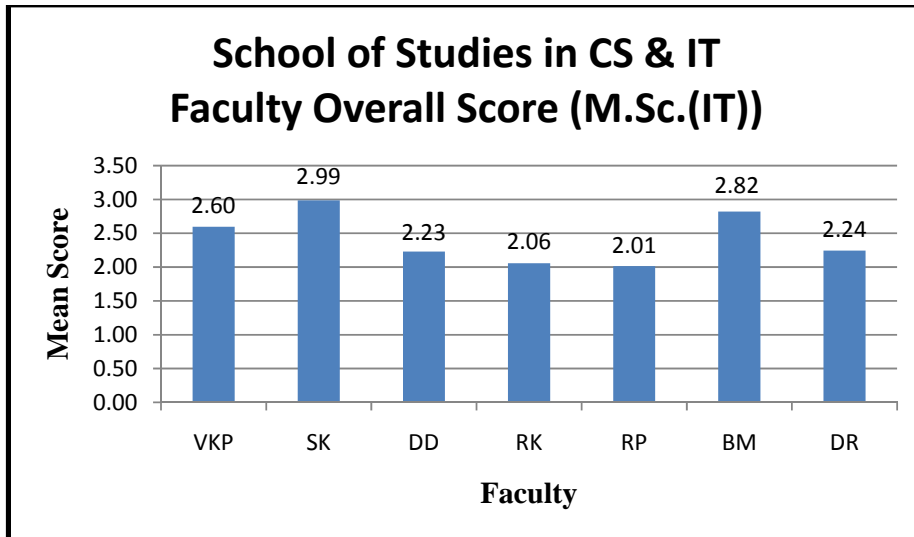


No. of students participating -MCA(81); MSc(IT)(48)=Total (129) ;
Total faculty members - Permanent(02), Contract(06).

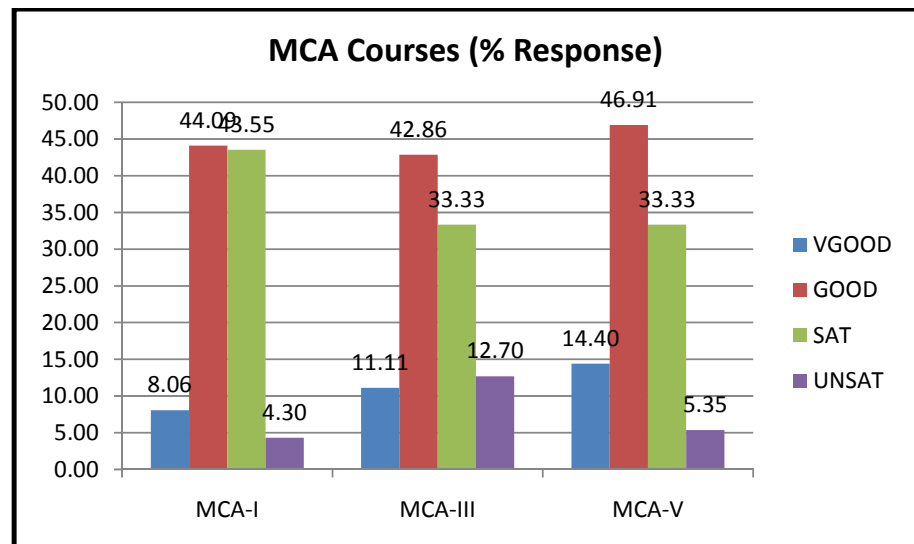
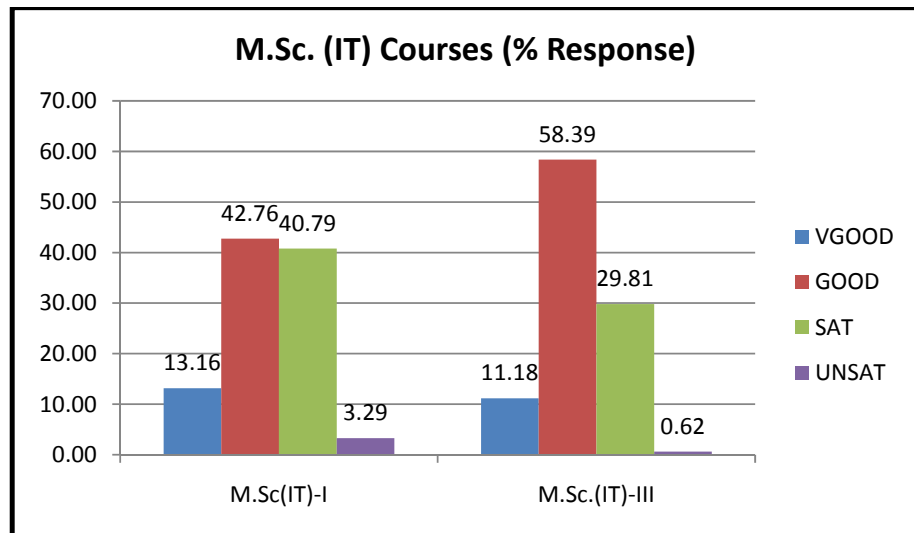
MCA



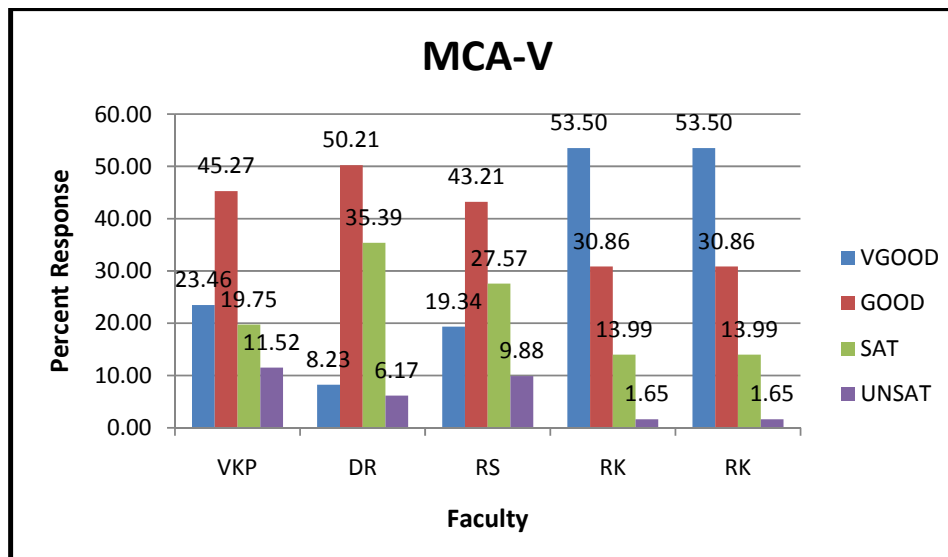
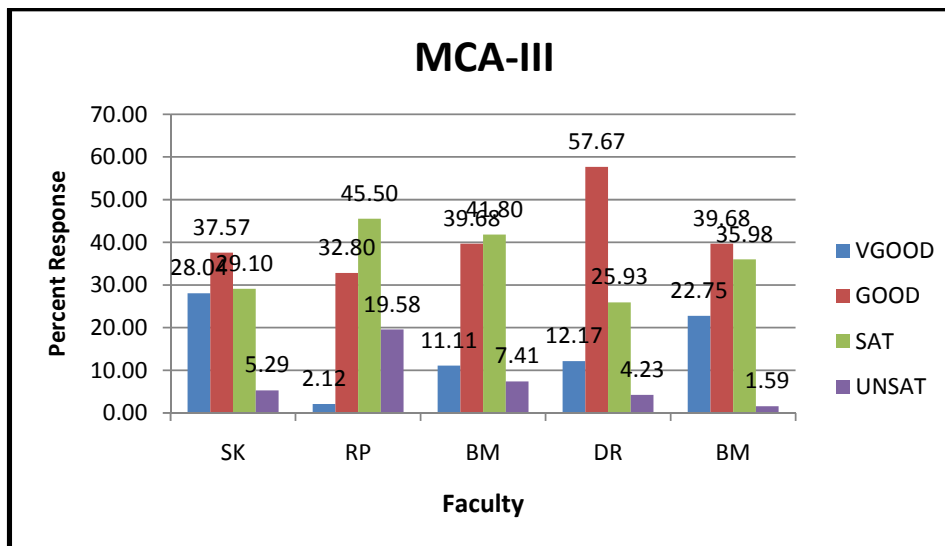
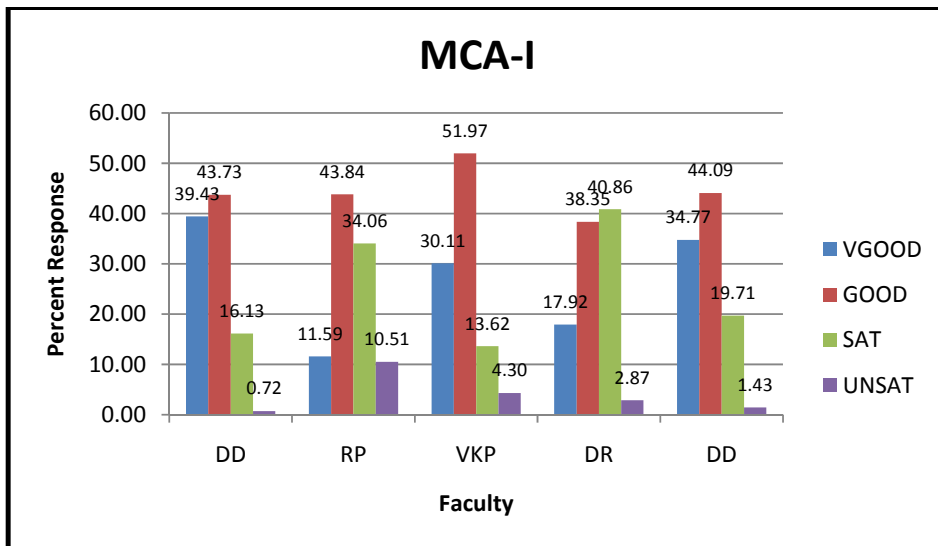
M.Sc.(IT)

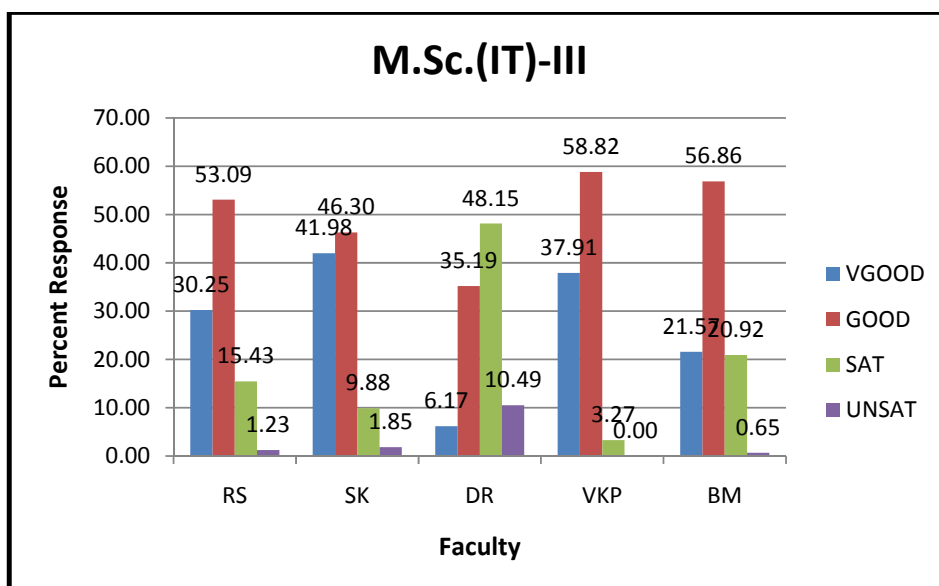
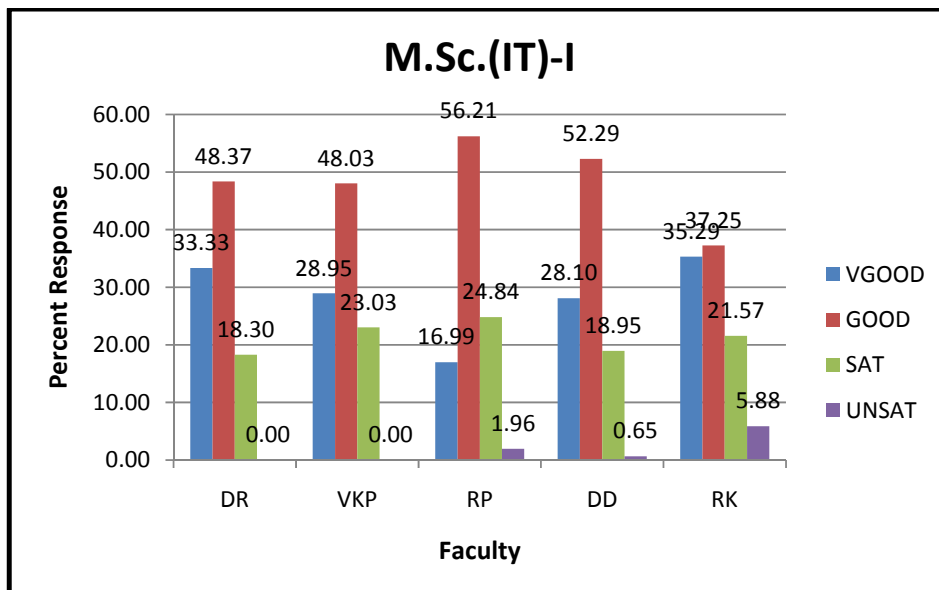


PERCENT RESPONSE TO COURSES



PERCENT RESPONSE TO FACULTY





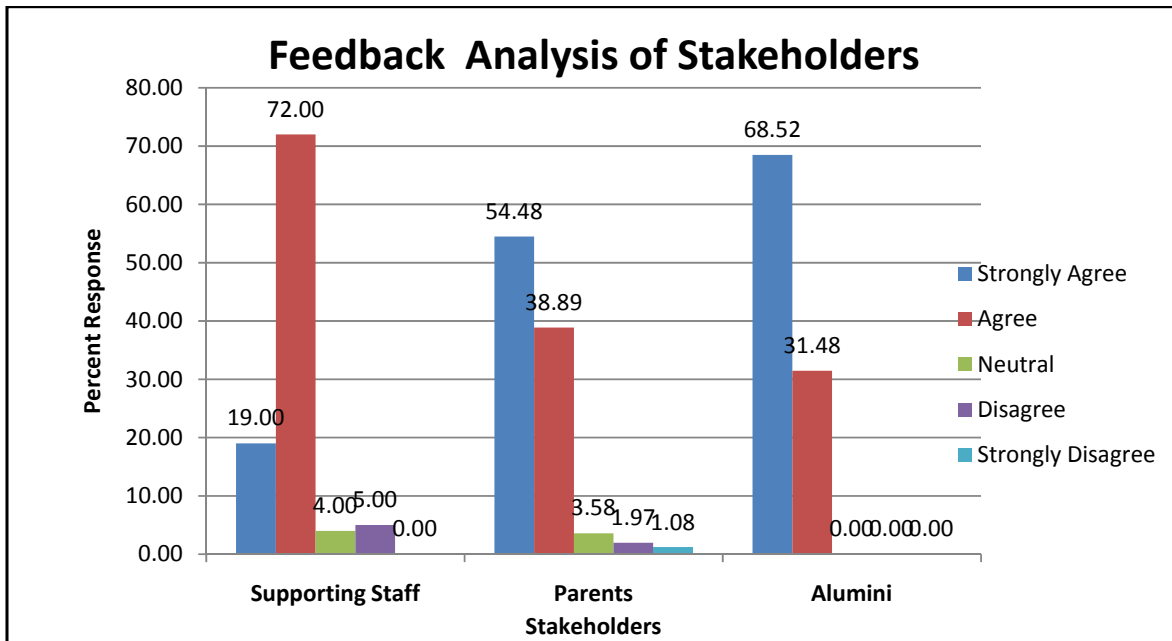
ACTION TAKEN REPORT

The overall score given by students to the faculty was circulated among the faculty members and necessary directions were given to the teachers for further improvement.

Head

PERCENT RESPONSE TO STAKEHOLDERS

	Strongly Agree	Agree	Neutral	Disagree	Strongly Disagree
Supporting Staff	19.00	72.00	4.00	5.00	0.00
Parents	54.48	38.89	3.58	1.97	1.08
Alumini	68.52	31.48	0.00	0.00	0.00



SOS IN ECONOMICS

STUDENT FEEDBACK 2019-20

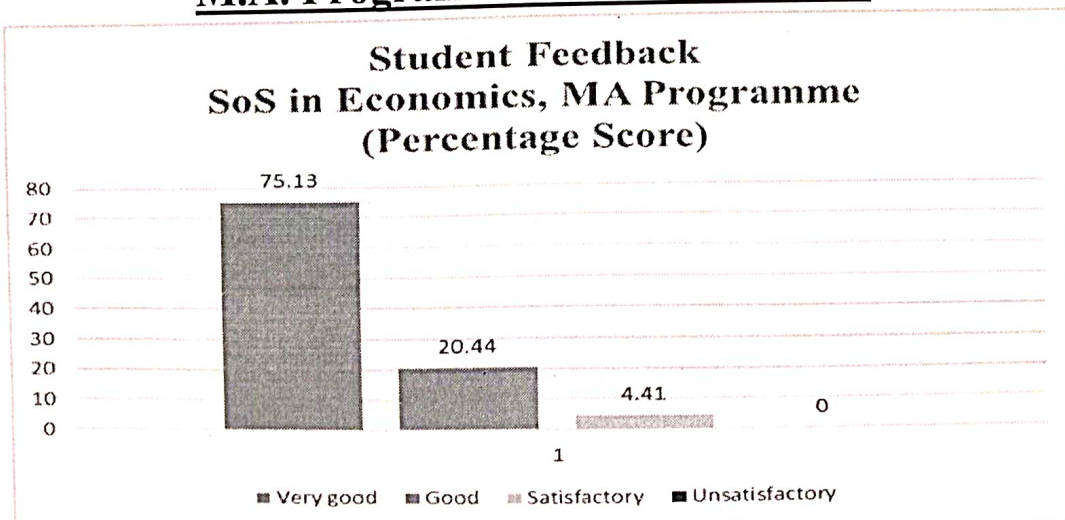
Abbreviations used

Abbreviations	Name of Faculty
A	Dr. R. Prasad
B	Dr. A. K. Pandey
C	Dr. Ravindra Brahme
D	Dr. B. L. Sonekar
E	Dr. Archana Sethi
F	Dr. Sunil Kumeti

SCORING			
4	3	2	1
A	B	C	D
Very good	Good	Satisfactory	Unsatisfactory

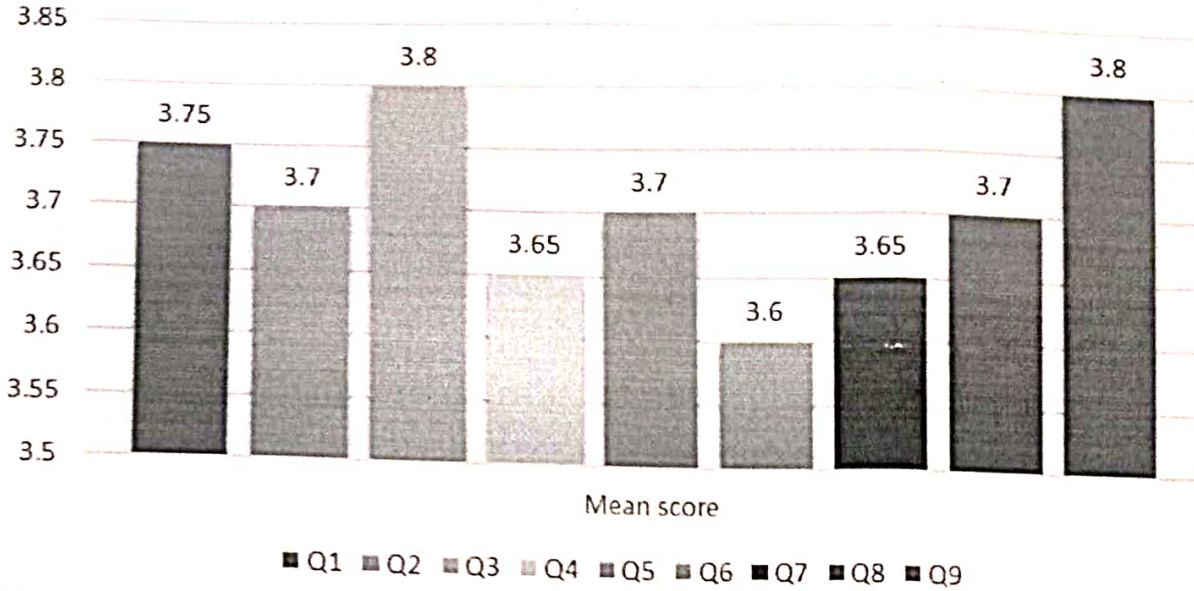
No. of students participating –M.A. Economics IV Sem (20) =Total 20
Total faculty members Permanent (6) = Total 06

M.A. Programme Student Feedback



PERCENT RESPONSE


Student Feedback SoS in Economics, MA Programme (Mean Score)



Faculty Student Feedback

Abbreviations	Name of Faculty	Mean Score
A	Dr. R. Prasad	3.71
B	Dr. A. K. Pandey	3.76
C	Dr. Ravindra Brahme	3.76
D	Dr. B. L. Sonekar	3.75
E	Dr. Archana Sethi	3.72
F	Dr. Sunil Kumeti	3.71

Student Feedback SoS in Economics, Faculty Overall Mean Score

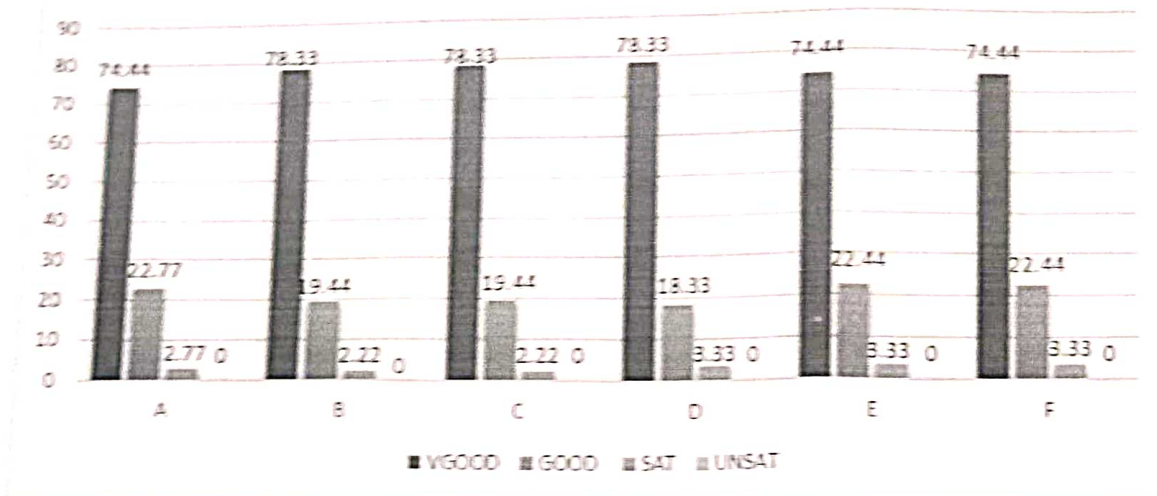


PERCENT RESPONSE TO FACULTY

M.A. Economics


FACULTY	VGOOD	GOOD	SAT	UNSAT
A	74.44	22.77	2.77	0
B	78.33	19.44	2.22	0
C	78.33	19.44	2.22	0
D	78.33	18.33	3.33	0
E	74.44	22.44	3.33	0
F	74.44	22.44	3.33	0



Student Feedback SoS in Economics, Faculty Overall Mean Score



ACTION TAKEN REPORT

The overall score given by students to the faculty was circulated among the faculty members including adhoc members with the request for improvement in teaching.


 (Mr. Ravindra Bahane)
 Professor & Head
 School of Studies in Economics
 P. A. S. University, Raipur (C.G.)

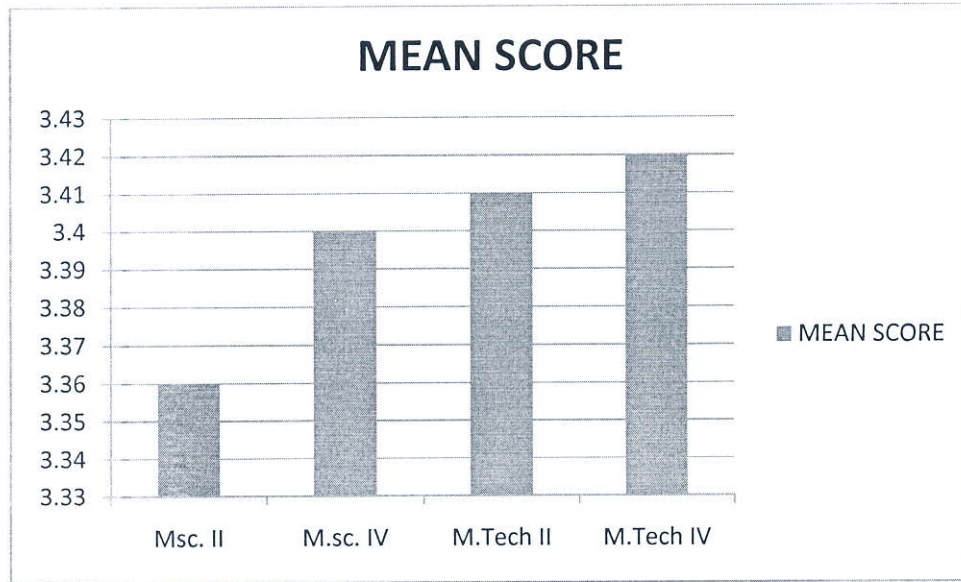

 Name of Faculty
 Professor in charge
 Student feedback, SLS


SoS in Electronics and Photonics

Pt. Ravishankar Shukla University, Raipur (C.G.)

STUDENT FEEDBACK FOR COURSE AND FACULTY(2019-2020)

Course Feedback



SEMESTER	MEAN SCORE
Msc. II	3.36
M.sc. IV	3.4
M.Tech II	3.41
M.Tech IV	3.42

Altah

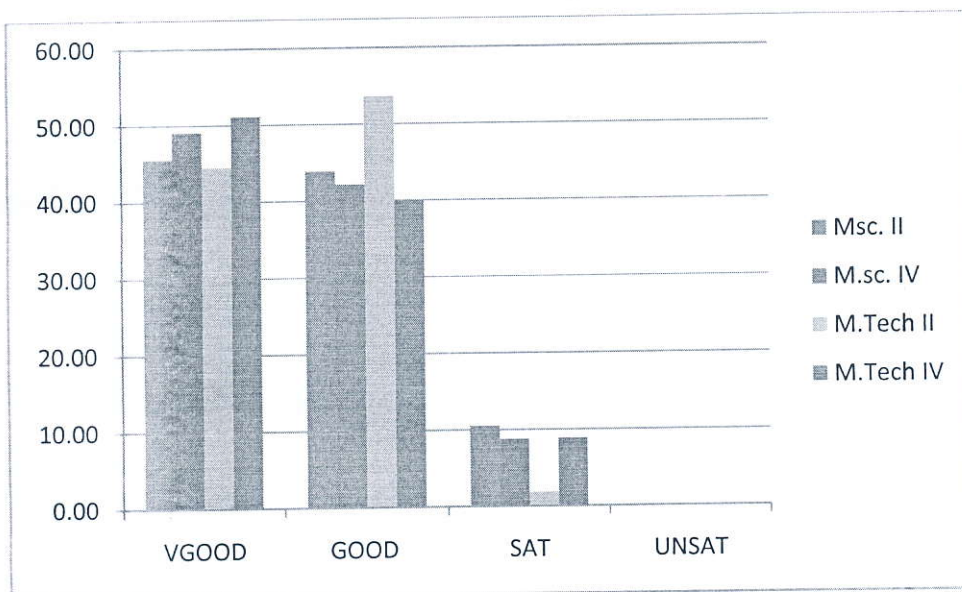
HEAD
S.O.S. in Electronics & Photonics
Pt. Ravishankar Shukla University
RAIPUR (C.G.) 492 010

SoS in Electronics and Photonics

Pt. Ravishankar Shukla University, Raipur (C.G.)

STUDENT FEEDBACK FOR COURSE AND FACULTY(2019-2020)

Percentage Response to Course



SEMESTER	VGOOD	GOOD	SAT	UNSAT
Msc. II	45.55	43.88	10.55	0.00
M.sc. IV	49.12	42.10	8.77	0.00
M.Tech II	44.44	53.70	1.85	0.00
M.Tech IV	51.11	40.00	8.88	0.00

Othub

HEAD

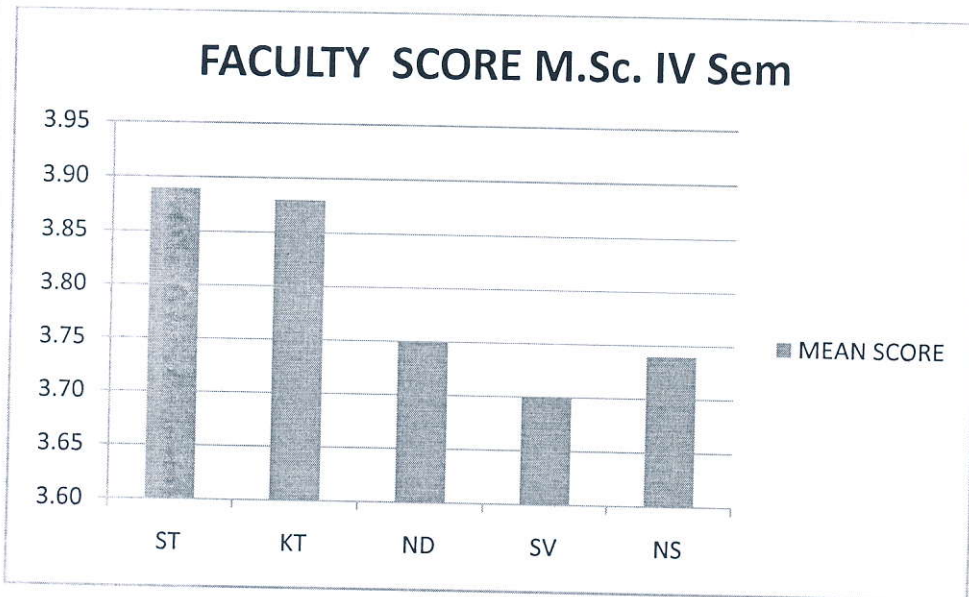
S.O.S. in Electronics & Photonics
Pt. Ravishankar Shukla University
RAIPUR (C.G.) 492 010

SoS in Electronics and Photonics

Pt. Ravishankar Shukla University, Raipur (C.G.)

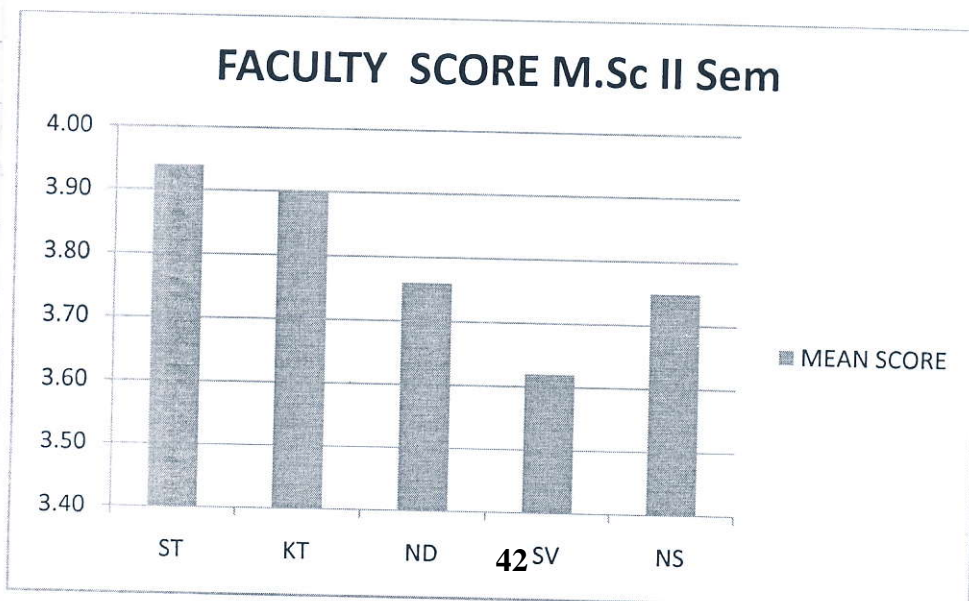
STUDENT FEEDBACK FOR COURSE AND FACULTY(2019-2020)

Faculty Feedback



M.Sc IV Sem

FACULTY	MEAN SCORE
ST	3.89
KT	3.88
ND	3.75
SV	3.70
NS	3.74



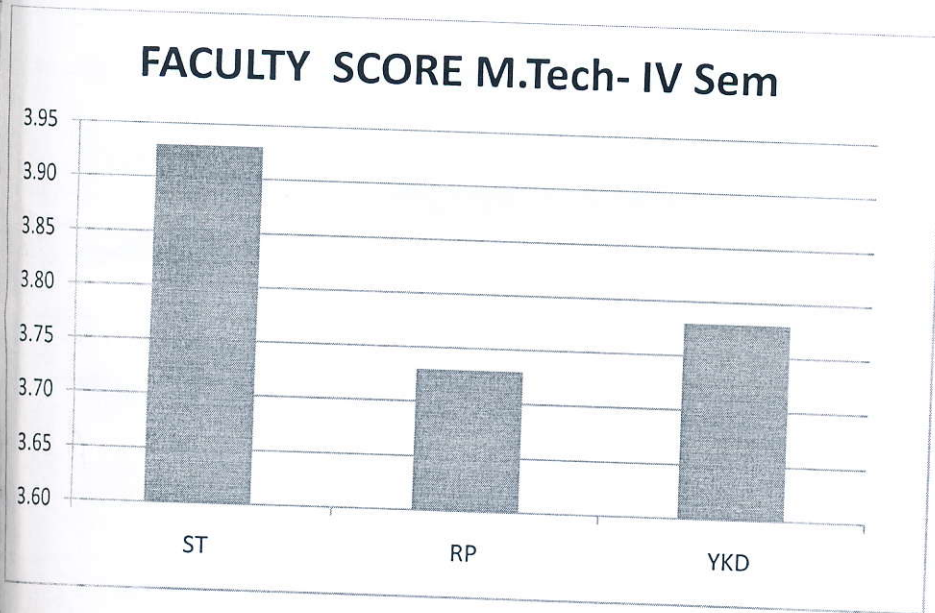
SoS in Electronics and Photonics

Pt. Ravishankar Shukla University, Raipur (C.G.)

STUDENT FEEDBACK FOR COURSE AND FACULTY(2019-2020)

M.Sc II Sem

FACULTY	MEAN SCORE
ST	3.94
KT	3.90
ND	3.76
SV	3.62
NS	3.75



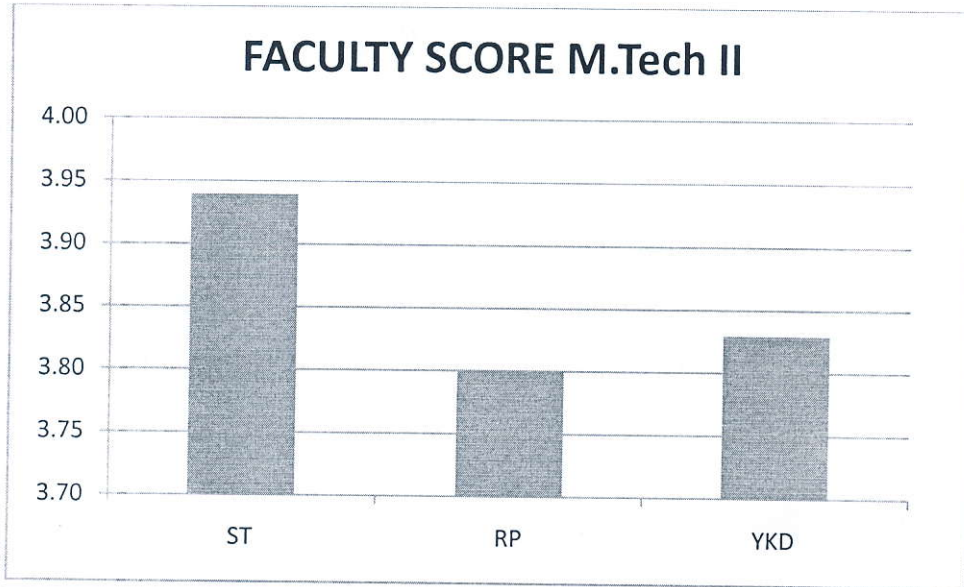
M.Tech IV Sem

FACULTY	MEAN SCORE
ST	3.93
RP	3.73
YKD	3.78

Othob

Pt. Ravishankar Shukla University, Raipur (C.G.)

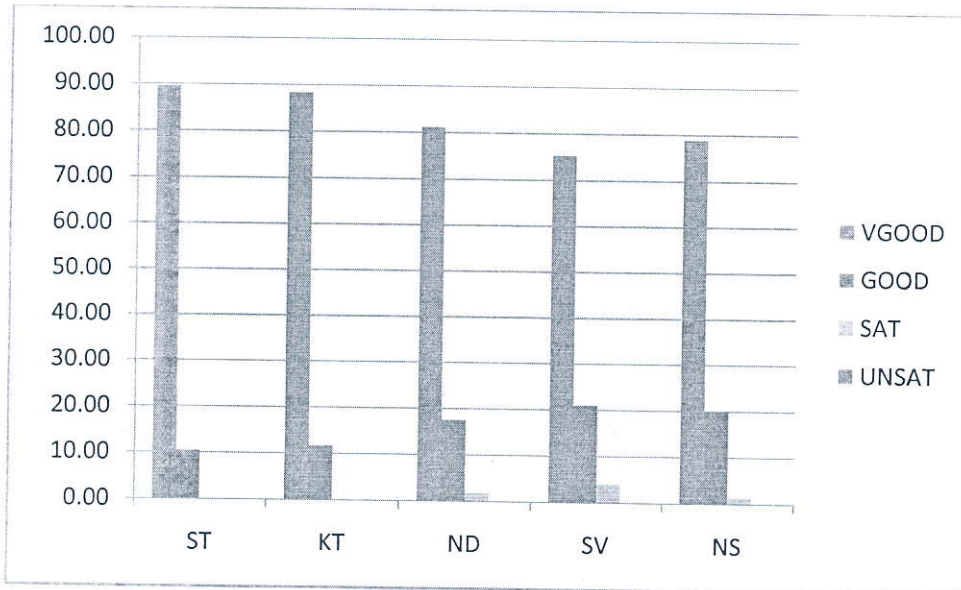
STUDENT FEEDBACK FOR COURSE AND FACULTY(2019-2020)



M.Tech II Sem


FACULTY	MEAN SCORE
ST	3.94
RP	3.80
YKD	3.83

Percent Response to Faculty



M.Sc. IV

FACULTY
ST
KT
ND
SV
NS



M.Sc. II Sem

FACULTY
ST
KT
ND
SV
NS

C.G.)

2020)

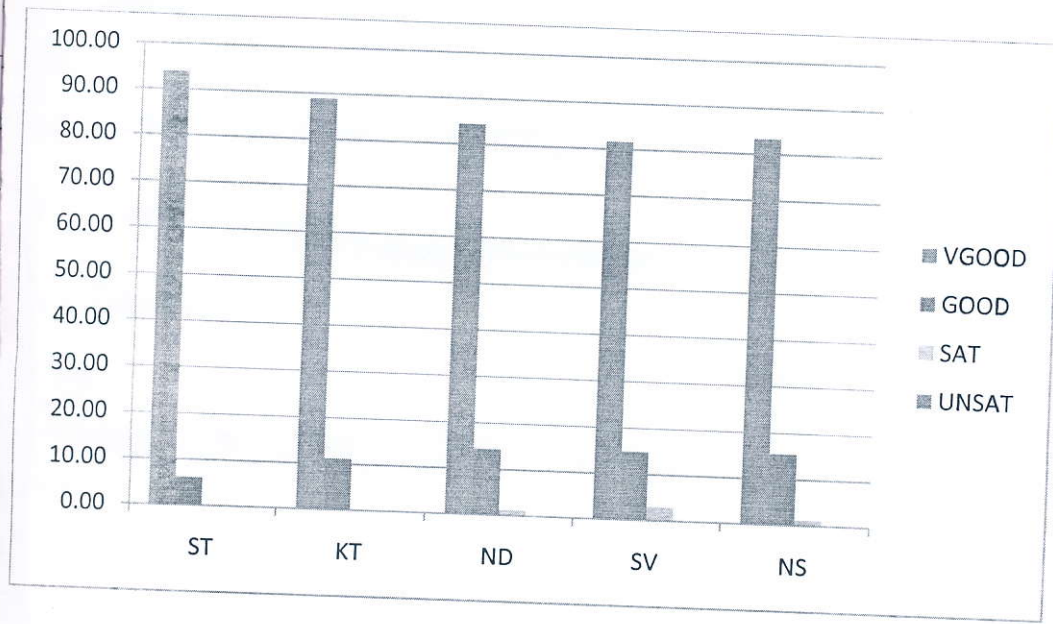
SoS in Electronics and Photonics

Pt. Ravishankar Shukla University, Raipur (C.G.)

STUDENT FEEDBACK FOR COURSE AND FACULTY(2019-2020)

M.Sc. IV Sem

FACULTY	VGOOD	GOOD	SAT	UNSAT
ST	89.47	10.52	0.00	0.00
KT	88.30	11.69	0.00	0.00
ND	81.28	17.54	1.75	0.00
SV	75.43	21.05	4.09	0.00
NS	78.94	19.88	1.16	0.00



M.Sc. II Sem

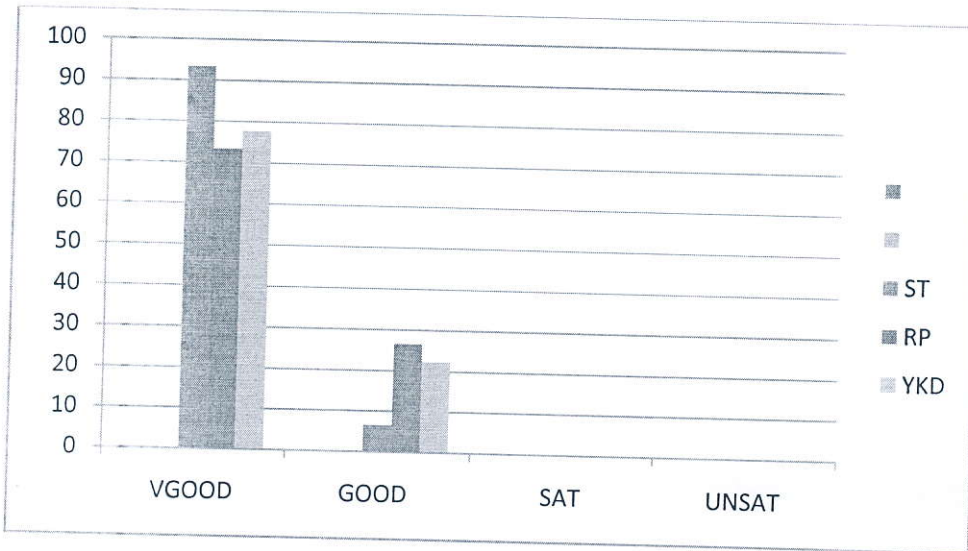
FACULTY	VGOOD	GOOD	SAT	UNSAT
ST	93.88	6.11	0.00	0.00
KT	88.88	11.11	0.00	0.00
ND	84.44	14.44	1.11	0.00
SV	81.66	15.00	3.00	0.00
NS	83.30	15.55	1.11	0.00

Atthak
HEAD

SoS in Electronics and Photonics

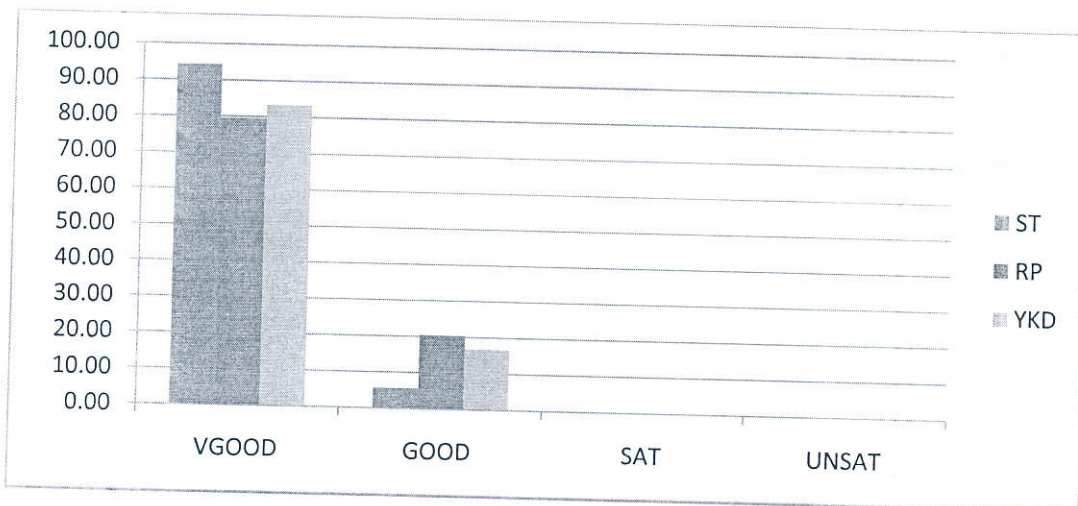
Pt. Ravishankar Shukla University, Raipur (C.G.)

STUDENT FEEDBACK FOR COURSE AND FACULTY(2019-2020)



M.Tech IV Sem

FACULTY	VGOOD	GOOD	SAT	UNSAT
ST	93.33	6.66	0.00	0.00
RP	73.33	26.66	0.00	0.00
YKD	77.77	22.22	0.00	0.00



M.Tech II Sem

FACULTY	VGOOD	GOOD	SAT	UNSAT
ST	94.44	5.55	0.00	0.00
RP	79.62	20.37	0.00	0.00
YKD	83.33	16.66	0.00	0.00

Atthah
HEAD

S.O.S. in Electronics & Photonics
Pt. Ravishankar Shukla University
RAIPUR (C.G.) 492 010

School of Studies in Electronics & Photonics
Pt. Ravishankar Shukla University, Raipur (C.G.)

ACTION TAKEN REPORT ON FEEDBACK FROM STUDENTS OF M.SC. & M.TECH. (SESSION 2019-20)

Feedback form in prescribed format had been collected from students of M.Sc. & M.Tech. (Session 2019-20). Free and frank opinion of students on classroom teaching of individual teachers, the course content, laboratory experiments & overall atmosphere of the department, written in feedback form, were made open to all teacher form, were made open to all teachers and examined critically.

Staff members discussed the implications of the students feedback and to strategize how to make students experience more pleasant and seamless. Student feedback has provided staff and faculty with meaningful information that initiates fruitful and insightful conversations and results in significant actions to change programs, pedagogical approaches, and so forth. The actions that were taken as a result of feedback from this survey are summarized below.

- The general comment, received from majority of students regarding the classroom teaching skill of the entries department is good. There was query on use of modern teaching skills.

Action Taken

In spite of good performance all the teachers have been advised it enhances their mode of teaching to the best capabilities. All the teacher are computer literate and use technology for class room teaching.

- Enhancement of internet facilities

Internet facility is accessible to student in computer laboratory which students use in their practical and other works. Student and other staff were training to use computers, internet sent e-mails etc through ASC of University. A part from this they did T.B.T. practical through which they learned to use power point, excel, word document etc.

- The students also made comments on the content of syllabi. Majority of students are satisfied with the syllabi, some felt that the course content is little lengthy.

Action Taken

The meeting of board of studies (BOS) in electronics is held every year and syllabi of all the theory paper are reviewed and the course content is revised. Charged if Necessary.

- Student gave feed back on networking internet facility of computer lab. According to them, it should be strengthened.

Action Taken

Internet facility of computer lab has been improved.

Majority Students Commented on lack of appropriate number of teaching faculty in the department. They felt that the posts should be filled as early as possible.

Action Taken


HEAD

As per UGC Regulation 2018 all the vacant teaching position are in the process of advertisement by the University and to be filled very soon.

- Required for formation of Alumni association and meet.

Action Taken

Alumni meet will be organized and all the past students from last batches will be invited for the function. Students participating in the function and shared their experiences about the department, course and teachers, they also shared their experiences about their job. All this helped the student teachers to know more about the profession and also united all the students in one bond. Alumni association was formed and it also get registered.

- Software training for students.

Action Taken

SoS Electronics with IUAC New Delhi has organized Expeyes Workshop National Mission on Education through Information Communication through Technology lunched by MHRD, Govt. of India.

SoS Electronics with SETFOS Company organizing a webinar on *Optical and Electrical Modeling and Simulation for Organic Semiconductor Devices using SETFOS software.*

(Signature)

HEAD

S.O.S. in Electronics & Photonics
Pt. Ravishankar Shukla University
RAIPUR (C.G.) 492 010



STUDENT FEEDBACK (2019-2020)

Abbreviation used

NAME OF FACULTY		
1	Prof. M. K. Deb	A
2	Ms. Shobhana Ramteke	B
3	Mr. Abhishek Nanda	C
4	Mr. Sagar Kumar Rajak	D
5	Mr. Thakur Vikram Singh	E

SCORING			
4	3	2	1
A	B	C	D
Very Good	Good	Satisfactory	Unsatisfactory

11th Dec. 2020

Head
S.O.S. in Environmental Science
Pt. Ravishankar Shukla University
Raipur (C.G.) 492 010



PERCENT RESPONSE TO FACULTY (2019-2020)

MSc. I, II Semester


FACULTY	V.GOOD	GOOD	SAT	UNSAT
A	38.84	56.61	5.56	00
B	33.33	61.12	5.55	00
C	27.78	50.00	22.22	00
D	38.89	55.56	5.56	00
E	11.09	77.76	11.11	00

MSc. III, IV Semester

FACULTY	V.GOOD	GOOD	SAT	UNSAT
A	46.67	40.00	13.33	00
B	26.67	60.00	13.33	00
C	6.67	73.33	20.00	00
D	13.33	80.00	6.67	00
E	15.38	61.54	23.08	00

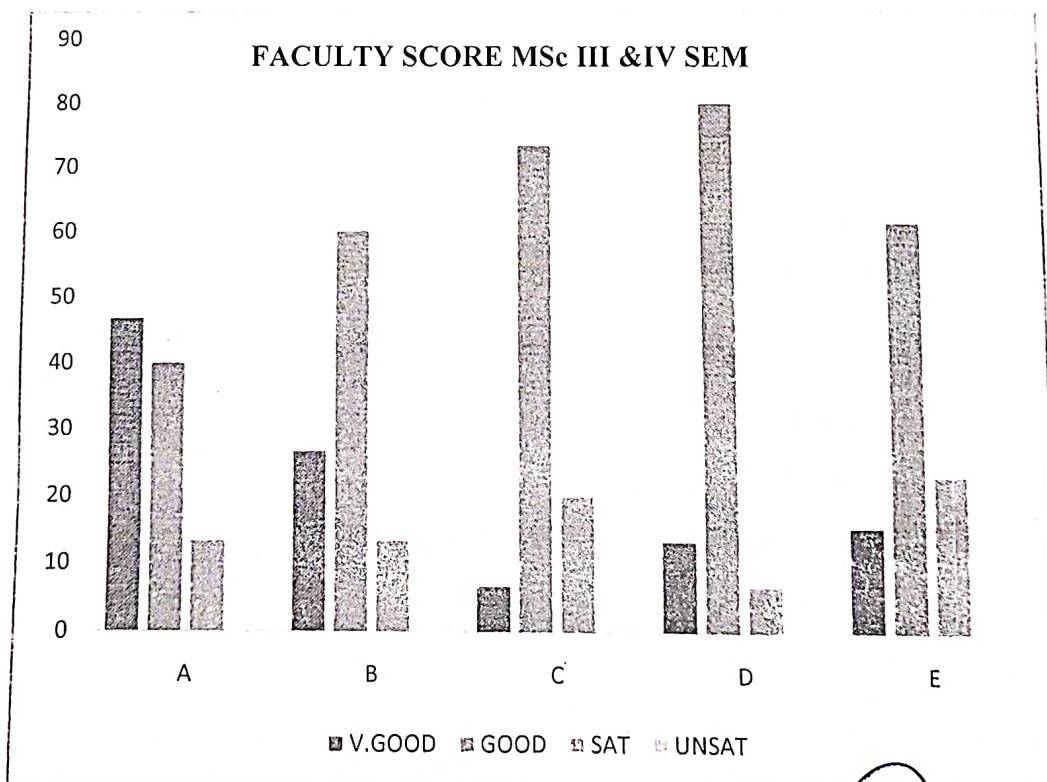
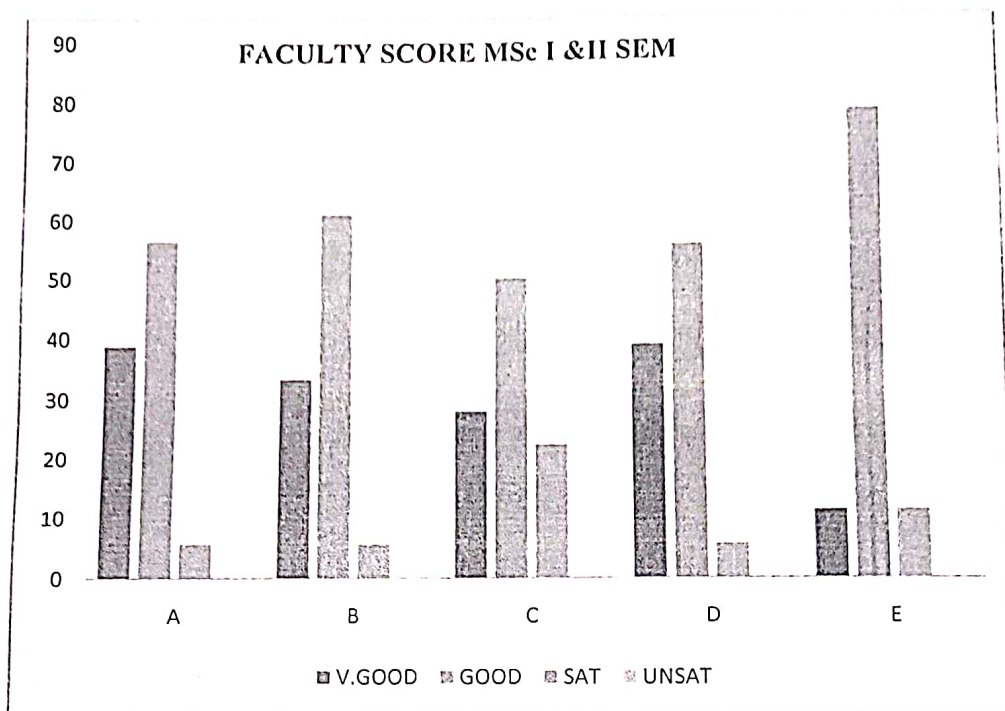
ACTION TAKEN REPORT


The overall score given by students was circulated among the faculty members with the request for improvement in teaching.


11th Dec 2020
Head
S.O.S. in Environmental Science
Pt. Ravishankar Shukla University
Raipur (C.G.) 492 010



2019-2020





11th Dec 2020
Head
S.O.S. in Environmental Sci
Pt. Ravishankar Shukla Un
Raipur (C.G.) 492 010

Questionnaire No. 2
Pt. Ravishankar Shukla University Raipur
Student Feedback on Teachers (Separate for each Teacher)

Programme: M.A. III Sem

Department: S.O.S. in Geography, Teacher **Dr. A. Baghel** Semester/Term/Year: 2019-20

Please rate the teacher on the following attributes using the 4 – point scale shown.



Course- I

Parameters	A Very Good	B Good	C Satisfactory	D Unsatisfactory	Total
1. Knowledge base of the teacher (as Perceived by you)	12	-	-	01	13
2. Communication Skills (in terms of articulation and comprehensibility)	10	02	-	01	13
3. Sincerity/Commitment of teacher	12	-	01	-	13
4. Interest generated by the teacher	08	04	01	-	13
5. Ability to integrate course material with environment/other issues, to provide a broader perspective	09	02	02	-	13
6. Ability to integrate content with other courses	09	02	01	01	13
7. Accessibility of the teacher in and out of the class (includes availability of the teacher to motivate further study and discussion outside class)	10	-	01	02	13
8. Ability to design quizzes / Tests /assignments / examinations and projects to evaluate students understanding of the course	09	03	01	-	13
9. Provision of sufficient time for feedback	07	04	02	-	13
Total	86	17	09	05	117
Percentage	73.5	14.5	7.6	4.3	100

S.O.S. in Geography
Pt. Ravishankar Shukla University
Raipur (C.B.)

Questionnaire No. 2


Pt. Ravishankar Shukla University Raipur

Student Feedback on Teachers (Separate for each Teacher)

Programme: M.A. III Sem

Department: S.O.S. in Geography, Teacher **Dr. Sarita Sharma** Semester/Term/Year: 2019-20

Please rate the teacher on the following attributes using the 4 – point scale shown.



Course- I

Parameters	A Very Good	B Good	C Satisfactory	D Unsatisfactory	Total
1. Knowledge base of the teacher (as Perceived by you)	12	01	01	-	13
2. Communication Skills (in terms of articulation and comprehensibility)	09	04	-	-	13
3. Sincerity/Commitment of teacher	12	01	-	-	13
4. Interest generated by the teacher	12	01	-	-	13
5. Ability to integrate course material with environment/other issues, to provide a broader perspective	10	03	-	-	13
6. Ability to integrate content with other courses	11	02	-	-	13
7. Accessibility of the teacher in and out of the class (includes availability of the teacher to motivate further study and discussion outside class)	09	03	01	-	13
8. Ability to design quizzes / Tests /assignments / examinations and projects to evaluate students understanding of the course	07	05	01	-	13
9. Provision of sufficient time for feedback	08	04	01	-	13
Total	90	16	04	-	117
Percentage	76.9	13.7	3.4	-	100

Pt. Ravishankar Shukla University, Raipur
Name of the Department: Geography
Questionnaire – 3 (for final year student only)
Year: 2019-20

Students' overall Evaluation of Program and Teaching	Geography
Name of the Teacher	Dr. Uma Gole
Course/Program:	M.A. Geography IV Sem.
Year:	2019-20

	Parameters	A	B	C	D	Total
1	Your background for benefiting from the course was	10	02	01	-	13
2	Was the course conceptually difficult to understand.	11	01	-	01	13
3	Were you able to get the prescribed readings?	11	01	01	-	13
4	How well did the teacher prepare for class?	11	01	-	01	13
5	How helpful was the teacher in advising?	11	-	02	-	13
6	Was the teacher	12	-	01	-	13
7	Was there any opportunity for personal interaction with teacher	11	01	01	-	13
8	Was there any opportunity for small group work	10	01	02	-	13
9	Were outsider experts invited to address you?	09	02	02	-	13
10	Did you visit industries, laboratories, banks and outside universities	10	-	03	-	13
	Total	106	09	13	02	130
	Percentage	81.5	6.9	10.0	1.5	100

Pt. Ravishankar Shukla University, Raipur
Name of the Department: Geography
Questionnaire – 3 (for final year student only)
Year: 2019-20

Students' overall Evaluation of Program and Teaching	Geography
Name of the Teacher	Dr. N.K.Baghmar
Course/Program:	M.A. Geography IV Sem.
Year:	2019-20

	Parameters	A	B	C	D	Total
1	Your background for benefiting from the course was	10	02	-	-	12
2	Was the course conceptually difficult to understand	08	04	-	-	12
3	Were you able to get the prescribed reading	09	03	-	-	12
4	How well did the teacher prepare for class	10	02	-	-	12
5	How helpful was the teacher in advising	10	-	01	-	12
6	Was the teacher	12	-	-	-	12
7	Was there any opportunity for personal interaction with teacher	11	01	-	01	12
8	Was there any opportunity for small group work	11	01	-	-	12
9	Were outsider experts invited to address you	09	02	01		12
10	Did you visit industries, laboratories, banks and outside universities	10	-	02	01	12
	Total	100	15	04	02	120
	Percentage	83.3	12.05	3.3	0.8	100

S.D. In Geography
Pt. Ravishankar Shukla University
Raipur (C.C.)

Pt. Ravishankar Shukla University, Raipur
Name of the Department: Geography
Questionnaire – 3 (for final year student only)
Year: 2019-20

Students' overall Evaluation of Program and Teaching	Geography
Name of the Teacher	Dr. A. Baghel
Course/Program:	M.A. Geography IV Sem.
Year:	2019-20

	Parameters	A	B	C	D	Total
1	Your background for benefiting from the course was	07	05	01	-	13
2	Was the course conceptually difficult to understand	08	04	01	-	13
3	Were you able to get the prescribed reading	11	01	-	01	13
4	How well did the teacher prepare for class	11	01	01	-	13
5	How helpful was the teacher in advising	11	-	02	-	13
6	Was the teacher	12	-	-	01	13
7	Was there any opportunity for personal interaction with teacher	10	02	01	-	13
8	Was there any opportunity for small group work	10	01	02	-	13
9	Were outsider experts invited to address you	09	02	02	-	13
10	Did you visit industries, laboratories, banks and outside universities	10	-	03	-	13
	Total	99	16	13	02	130
	Percentage	76.2	12.3	10	1.5	100

Pt. Ravishankar Shukla University, Raipur
Name of the Department: Geography
Questionnaire – 3 (for final year student only)
Year: 2019-20

Students' overall Evaluation of Program and Teaching	Geography
Name of the Teacher	Dr. Sarla Sharma
Course/Program:	M.A. SoS in Geography IV Sem.
Year:	2019-20

	Parameters	A	B	C	D	Total
1	Your background for benefiting from the course was	09	01	-	-	10
2.	Was the course conceptually difficult to understand	08	02	-	-	10
3	Were you able to get the prescribed reading	10	-	-	-	10
4	How well did the teacher prepare for class	10	-	-	-	10
5	How helpful was the teacher in advising	09	-	01	-	10
6	Was the teacher	10	-	-	-	10
7	Was there any opportunity for personal interaction with teacher	09	-	01	-	10
8	Was there any opportunity for small group work	09	-	01	-	10
9	Were outsider experts invited to address you	08	01	01	-	10
10	Did you visit industries, laboratories, banks and outside universities	09	-	01	-	10
	Total	91	04	05	-	100
	Percentage	91	4	5	00	100

S.O.S. in Geography
Pt. Ravishankar Shukla University
Raipur (C.G.)

Pt. Ravishankar Shukla University, Raipur
Name of the Department: Geography
Questionnaire – 3 (for final year student only)
Year: 2019-20

Students' overall Evaluation of Program and Teaching	Geography
Name of the Teacher	Dr. Tike Singh
Course/Program:	M.A. Geography IV Sem.
Year:	2019-20

	Parameters	A	B	C	D	Total
1	Your background for benefiting from the course was	10	03	-	-	13
2.	Was the course conceptually difficult to understand	11	01	01	-	13
3	Were you able to get the prescribed reading	11	-	02	-	13
4	How well did the teacher prepare for class	11	01	01	-	13
5	How helpful was the teacher in advising	12	-	01	-	13
6	Was the teacher	12	-	01	-	13
7	Was there any opportunity for personal interaction with teacher	12	-	01	-	13
8	Was there any opportunity for small group work	11	-	02	-	13
9	Were outsider experts invited to address you	12	-	01	-	13
10	Did you visit industries, laboratories, banks and outside universities	10	-	03	-	13
	Total	112	05	13	00	130
	Percentage	86.6	3.8	10	00	100

Pt. Ravishankar Shukla University
Raipur, C.G.


Questionnaire No. 2

Pt. Ravishankar Shukla University Raipur
Student Feedback on Teachers (Separate for each Teacher)

Programme: M.A. III Sem

Department: S.O.S. in Geography, Teacher **Dr. N.K. Baghmar** Semester/Term/Year: 2019-2

Please rate the teacher on the following attributes using the 4 – point scale shown.



Course- I

Parameters	A Very Good	B Good	C Satisfactory	D Unsatisfactory	
1. Knowledge base of the teacher (as Perceived by you)	10	02	01	-	
2. Communication Skills (in terms of articulation and comprehensibility)	06	06	01	-	
3. Sincerity/Commitment of teacher	11	-	01	01	
4. Interest generated by the teacher	09	03	01	-	
5. Ability to integrate course material with environment/other issues, to provide a broader perspective	10	02	01	03	
6. Ability to integrate content with other courses	07	05	-	01	
7. Accessibility of the teacher in and out of the class (includes availability of the teacher to motivate further study and discussion outside class)	08	01	03	01	
8. Ability to design quizzes / Tests /assignments / examinations and projects to evaluate students understanding of the course	09	02	02	-	
9. Provision of sufficient time for feedback	04	06	02	01	
Total	74	27	12	04	11
Percentage	63.2	23.1	10.3	3.4	10.

S.O.S. in Geography
 Pt. Ravishankar Shukla University
 Raipur (C.G.)

Questionnaire No. 2

Pt. Ravishankar Shukla University Raipur

Student Feedback on Teachers (Separate for each Teacher)

Programme: M.A. III Sem

Department: S.O.S. in Geography, Teacher **Dr. Sarla Sharma** Semester/Term/Year: 2019-20

Please rate the teacher on the following attributes using the 4 – point scale shown.



Very Good

Good

Satisfactory

Unsatisfactory

Course- I

Parameters	A Very Good	B Good	C Satisfactory	D Unsatisfactory	Total
1. Knowledge base of the teacher (as Perceived by you)	12	-	01	-	13
2. Communication Skills (in terms of articulation and comprehensibility)	09	04	-	-	13
3. Sincerity/Commitment of teacher	12	01	-	-	13
4. Interest generated by the teacher	12	01	-	-	13
5. Ability to integrate course material with environment/other issues, to provide a broader perspective	10	03	-	-	13
6. Ability to integrate content with other courses	11	02	-	-	13
7. Accessibility of the teacher in and out of the class (includes availability of the teacher to motivate further study and discussion outside class)	09	03	01	-	13
8. Ability to design quizzes / Tests /assignments / examinations and projects to evaluate students understanding of the course	07	05	01	-	13
9. Provision of sufficient time for feedback	08	04	01	-	13
Total	90	23	04	-	117
Percentage	76.9	19.7	3.4	-	100

S.O.S. in Geography
 Pt. Ravishankar Shukla University
 Raipur (C.G.)



Questionnaire No. 2


Pt. Ravishankar Shukla University Raipur

Student Feedback on Teachers (Separate for each Teacher)

Programme: M.A. III Sem

Department: S.O.S. in Geography, Teacher **Dr. Tike Singh** Semester/Term/Year: 2019-20

Please rate the teacher on the following attributes using the 4 – point scale shown.



Course- I

Parameters	A Very Good	B Good	C Satisfactory	D Unsatisfactory	Total
1. Knowledge base of the teacher (as Perceived by you)	08	02	02	-	12
2. Communication Skills (in terms of articulation and comprehensibility)	07	03	02	-	12
Sincerity/Commitment of teacher	10	-	02	-	12
Interest generated by the teacher	09	01	02	-	12
Ability to integrate course material with environment/other issues, to provide a broader perspective	08	02	01	01	12
Ability to integrate content with other courses	08	02	01	01	12
Accessibility of the teacher in and out of the class (includes availability of the teacher to motivate further study and discussion outside class)	07	03	02	-	12
8. Ability to design quizzes / Tests /assignments / examinations and projects to evaluate students understanding of the course	09	01	02	-	12
9. Provision of sufficient time for feedback	05	03	03	01	12
Total	71	17	17	03	108
Percentage	65.7	15.7	15.7	2.8	100


S.O.S. in Geography
Pt. Ravishankar Shukla University
Raipur (C.G.)



Pt. Ravishankar Shukla University, Raipur
Name of the Department: Geography
Questionnaire – 3 (for final year student only)
Year: 2019-20

Students' overall Evaluation of Program and Teaching	Geography
Name of the Teacher	Dr. N.K. Baghmar
Course/Program:	M.A. Geography IV Sem.
Year:	2019-20

Parameters		A	B	C	D	Total
1	Your background for benefiting from the course was	10	02	-	-	12
2.	Was the course conceptually difficult to understand	08	04	-	-	12
3	Were your able to get the prescribed reading	09	03	-	-	12
4	How well did the teacher prepare for class	10	02	-	-	12
5	How helpful was the teacher in advising	10	-	01	-	12
6	Was the teacher	12	-	-	-	12
7	Was there any opportunity for personal interaction with teacher	11	01	-	01	12
8	Was there any opportunity for small group work	11	01	-	-	12
9	Were outsider experts invited to address you	09	02	01	-	12
10	Did you visit industries, laboratories, banks and outside universities	10	-	02	01	12
Total		100	15	04	02	120
Percentage		83.3	12.05	3.3	0.8	100



Pt. Ravishankar Shukla University, Raipur
Name of the Department: Geography
Questionnaire – 3 (for final year student only)
Year: 2019-20

Pr
De
Ple

4.00


Students' overall Evaluation of Program and Teaching	Geography
Name of the Teacher	Dr. A. Baghel
Course/Program:	M.A. Geography IV Sem.
Year:	2019-20

Cou

Parameters		A	B	C	D	Total
1	Your background for benefiting from the course was	07	05	01	-	13
2.	Was the course conceptually difficult to understand	08	04	01	-	13
3	Were you able to get the prescribed reading	11	01	-	01	13
4	How well did the teacher prepare for class	11	01	01	-	13
5	How helpful was the teacher in advising	11	-	02	-	13
6	Was the teacher	12	-	-	01	13
7	Was there any opportunity for personal interaction with teacher	10	02	01	--	13
8	Was there any opportunity for small group work	10	01	02	-	13
9	Were outsider experts invited to address you	09	02	02	-	13
10	Did you visit industries, laboratories, banks and outside universities	10	-	03	-	13
Total		99	16	13	02	130
Percentage		76.2	12.3	10	1.5	100

1. K
(a
2. C
of
cc
3. Si
4. In
5. AL
m:
pe
Al
otl
Ac
an
av:
mc
dis
8. Ab
/as
prc
unc
9. Prc
fee

S.O.S. In Geography
Pt. Ravishankar Shukla University
Raipur (R.G.)




Pt. Ravishankar Shukla University, Raipur
Name of the Department: Geography
Questionnaire – 3 (for final year student only)
Year: 2019-20

Students' overall Evaluation of Program and Teaching	Geography
Name of the Teacher	Dr. Sarla Sharma
Course/Program:	M.A. SoS in Geography IV Sem.
Year:	2019-20

Total
13
13
13
13
13
13
13
13
13
13
13
130
100

	Parameters	A	B	C	D	Total
1	Your background for benefiting from the course was	09	01	-	-	10
2.	Was the course conceptually difficult to understand	08	02	-	-	10
3	Were your able to get the prescribed reading	10	-	-	-	10
4	How well did the teacher prepare for class	10	-	-	-	10
5	How helpful was the teacher in advising	09	-	01	-	10
6	Was the teacher	10	-	-	-	10
7	Was there any opportunity for personal interaction with teacher	09	-	01	-	10
8	Was there any opportunity for small group work	09	-	01	-	10
9	Were outsider experts invited to address you	08	01	01	-	10
10	Did you visit industries, laboratories, banks and outside universities	09	-	01	-	10
	Total	91	04	05	-	100
	Percentage	91	4	5	00	100



S.O.S. in Geography
Pt. Ravishankar Shukla University
Raipur (C.D.O.)

Pt. Ravishankar Shukla University, Raipur
Name of the Department: Geography
Questionnaire – 3 (for final year student only)
Year: 2019-20

Students' overall Evaluation of Program and Teaching	Geography
Name of the Teacher	Dr. Uma Gole
Course/Program:	M.A. Geography IV Sem.
Year:	2019-20


	Parameters	A	B	C	D	Tot
1	Your background for benefiting from the course was	10	02	01	-	13
2	Was the course conceptually difficult to understand	11	01	-	01	13
3	Were you able to get the prescribed reading	11	01	01	-	13
4	How well did the teacher prepare for class	11	01	-	01	13
5	How helpful was the teacher in advising	11	-	02	-	13
6	Was the teacher	12	-	01	-	13
7	Was there any opportunity for personal interaction with teacher	11	01	01	-	13
8	Was there any opportunity for small group work	10	01	02	-	13
9	Were outsider experts invited to address you	09	02	02	-	13
10	Did you visit industries, laboratories, banks and outside universities	10	-	03	-	13
	Total	106	09	13	02	131
	Percentage	81.5	6.9	10.0	1.5	100

(Handwritten Signature)

Pt. Ravishankar Shukla University, Raipur
Name of the Department: Geography
Questionnaire – 3 (for final year student only)
Year: 2019-20

Students' overall Evaluation of Program and Teaching	Geography
Name of the Teacher	Dr. Tike Singh
Course/Program:	M.A. Geography IV Sem.
Year:	2019-20

Parameters		A	B	C	D	Total
1	Your background for benefiting from the course was	10	03	-	-	13
2	Was the course conceptually difficult to understand	11	01	01	-	13
3	Were you able to get the prescribed reading	11	-	02	-	13
4	How well did the teacher prepare for class	11	01	01	-	13
5	How helpful was the teacher in advising	12	-	01	-	13
6	Was the teacher	12	-	01	-	13
7	Was there any opportunity for personal interaction with teacher	12	-	01	-	13
8	Was there any opportunity for small group work	11	-	02	-	13
9	Were outsider experts invited to address you	12	-	01	-	13
10	Did you visit industries, laboratories, banks and outside universities	10	-	03	-	13
Total		112	05	13	00	130
Percentage		86.6	3.8	10	00	100



Secy in Charge
 Pt. Ravishankar Shukla University
 Raipur (C.G.)

Feedback Analysis
M.A. – IV Semester – 2019-20

Questionnaire No. 2

Questionnaire No. 2 में विद्यार्थियों द्वारा उन शिक्षकों के लिए प्रतिक्रिया या फीडबैक दिया गया, जिन्होंने उन विद्यार्थियों को अर्धसत्र में पढ़ाया है। इस प्रश्नावली में कुल 09 पैरामीटर हैं, जिनके लिए कुल 13 विद्यार्थियों द्वारा फीडबैक दिया गया।

प्रो. एन. के. बघमार

77 प्रतिशत विद्यार्थियों ने प्रो. बघमार को शिक्षक के ज्ञान के आधार पर बहुत अच्छा कहा है। सभी विद्यार्थियों ने प्रो. बघमार को सम्प्रेषण दक्षता (अभिव्यक्ति और बोधगम्यता के संदर्भ में) बहुत अच्छा एवं उत्तम की श्रेणी में रखा है। शिक्षक की लगनशीलता एवं प्रतिबद्धता हेतु भी सभी विद्यार्थियों ने प्रो. बघमार को बहुत अच्छा व अच्छा 85 प्रतिशत की श्रेणी में रखा है। समग्र आकलन (Overall rating) के अनुसार कुल 86 प्रतिशत विद्यार्थियों ने प्रो. बघमार को बहुत उत्कृष्ट शिक्षक की श्रेणी में रखा है।

प्रो. ए. बघेल

92 प्रतिशत विद्यार्थियों ने प्रो. ए. बघेल को शिक्षक के ज्ञान के आधार पर बहुत अच्छा माना है। शिक्षक द्वारा अभिरूचि उत्पन्न करने एवं विषय वस्तु को 62 एवं अन्य पाठ्यक्रमों से समन्वित करने की योग्यता हेतु सभी विद्यार्थियों ने प्रो. बघेल को बहुत अच्छा व अच्छा की 69 प्रतिशत श्रेणी में रखा है। समग्र आकलन (Overall rating) के अनुसार कुल 88 प्रतिशत विद्यार्थियों ने प्रो. बघेल को बहुत अच्छे शिक्षक की श्रेणी में रखा है।

प्रो. सरला शर्मा

प्रो. सरला शर्मा को 97 प्रतिशत विद्यार्थियों ने Overall श्रेणी में रखा। साथ ही सभी विद्यार्थियों ने प्रो. सरला शर्मा द्वारा अभिरूचि 92 प्रतिशत सहायक माना सभी विद्यार्थियों ने शिक्षक की सम्प्रेषण दक्षता के आधार पर प्रो. शर्मा को बहुत अच्छा व अच्छा कहा है। 92 प्रतिशत विद्यार्थियों ने शिक्षक की लगनशीलता एवं प्रतिबद्धता हेतु बहुत अच्छा व अच्छा माना है। विषय वस्तु को अन्य पाठ्यक्रमों से समन्वयन की योग्यता हेतु 85 प्रतिशत विद्यार्थियों ने प्रो. शर्मा को बहुत अच्छा माना है।

प्रो. उमा गोले

92 प्रतिशत विद्यार्थियों ने ज्ञान के आधार पर प्रो. गोले को बहुत अच्छा की श्रेणी में रखा है। सभी विद्यार्थियों ने शिक्षक की सम्प्रेषण दक्षता के आधार पर प्रो. गोले को 92 प्रतिशत बहुत अच्छा व अच्छा कहा है। 92 प्रतिशत विद्यार्थियों ने शिक्षक की लगनशीलता एवं प्रतिबद्धता हेतु बहुत अच्छा व अच्छा माना है। विषय वस्तु को अन्य

Feedback Analysis
M.A. – IV Semester – 2019-20

Questionnaire No. 3

Questionnaire No. 5 शिक्षकों से संबंधित है। यह फीडबैक 10 अभिसूचकों पर आधारित है। यह फीडबैक एम.ए. चतुर्थ सेमेस्टर के 13 विद्यार्थियों से, जो 2019-20 में उत्तीर्ण हुए हैं, से लिया गया है।

प्रो. एन. के. बघमार

प्रो. एन. के. बघमार को Overall rating में 95 प्रतिशत विद्यार्थियों ने उत्कृष्ट श्रेणी में रखा है। सभी विद्यार्थियों का यह मानना है कि उन्हें शिक्षक के साथ व्यक्तिगत संवाद का अवसर प्राप्त हुआ। 83 प्रतिशत विद्यार्थियों के अनुसार पाठ्यक्रम संकल्पित रूप से सहज था। 92 प्रतिशत विद्यार्थियों के अनुसार उन्हें शिक्षक के साथ छोटे समूह में कार्य करने का अवसर प्राप्त हुआ।

प्रो. ए. बघेल

प्रो. ए. बघेल को Overall rating में 89 प्रतिशत विद्यार्थियों ने श्रेणी में रखा। 85 प्रतिशत विद्यार्थियों के अनुसार शिक्षक परामर्श करने में पूर्ण रूप से सहायक थे तथा 80 प्रतिशत विद्यार्थियों के अनुसार उन्हें शिक्षक के साथ व्यक्तिगत संवाद का अवसर प्राप्त होता है। 85 प्रतिशत विद्यार्थियों ने यह माना कि शिक्षक से अध्ययन सामग्री सहजता से प्राप्त होता है।

प्रो. सरला शर्मा

प्रो. सरला शर्मा को 95 प्रतिशत विद्यार्थियों ने Overall rating में श्रेणी में रखा। सभी विद्यार्थियों ने यह माना कि वे प्रो. सरला शर्मा से निर्धारित पाठ्यक्रम की अध्ययन सामग्री सहजता से प्राप्त करने में सक्षम थे। साथ ही सभी विद्यार्थियों ने प्रो. सरला शर्मा को परामर्श करने में पूर्ण रूप से 90 प्रतिशत सहायक माना। 80 प्रतिशत विद्यार्थियों का मानना है कि पाठ्यक्रम संकल्पित रूप से सहज था तथा 100 प्रतिशत विद्यार्थियों ने, प्रो. सरला शर्मा की कक्षा हेतु शिक्षक की तैयारी को सम्पूर्ण एवं संतोषप्रद माना।


S.O.S. in Geography
Pt. Ravishanker Sharma University
Raipur (C.G.)

प्रो. उमा गोले

प्रो. उमा गोले को Overall rating में 88 प्रतिशत विद्यार्थियों ने श्रेणी में रखा है । सभी विद्यार्थियों का मानना है कि उन्हें शिक्षक से अध्ययन संबंधी 85 प्रतिशत सामग्री सहजता से प्राप्त होता है । 85 प्रतिशत के अनुसार कक्षा के लिए शिक्षक की तैयारी को सम्पूर्ण माना तथा 92 प्रतिशत विद्यार्थियों के अनुसार शिष्ट एवं 95 प्रतिशत शिक्षक परामर्श करने में सहायक है ।

डॉ. टिके सिंह

डॉ. टिके सिंह को Overall rating में 90 प्रतिशत विद्यार्थियों ने श्रेणी में रखा है । सभी विद्यार्थियों का मानना है कि उन्हें शिक्षक से अध्ययन संबंधी सामग्री सहजता से प्राप्त होता है । 85 प्रतिशत के अनुसार कक्षा के लिए शिक्षक की तैयारी को सम्पूर्ण माना तथा 88 प्रतिशत शिक्षक परामर्श करने में सहायक है ।



4. प्रो. एन. के. बघमार

प्रो. एन. के. बघमार को Overall rating में 88 प्रतिशत विद्यार्थियों ने A श्रेणी में रखा है। सभी विद्यार्थियों का यह मानना है कि उन्हें शिक्षक के साथ व्यक्तिगत संवाद का अवसर प्राप्त हुआ। 94 प्रतिशत विद्यार्थियों के अनुसार पाठ्यक्रम संकल्पित रूप से सहज था। 94 प्रतिशत विद्यार्थियों के अनुसार उन्हें शिक्षक के साथ छोटे समूह में कार्य करने का अवसर प्राप्त हुआ।

5. डॉ. उमा गोले

डॉ. उमा गोले को Overall rating में 90 प्रतिशत विद्यार्थियों ने A श्रेणी में रखा है। सभी विद्यार्थियों का मानना है कि उन्हें शिक्षक से अध्ययन संबंधी सामग्री सहजता से प्राप्त होता है। 97 प्रतिशत के अनुसार कक्षा के लिए शिक्षक की तैयारी को सम्पूर्ण माना तथा 97 प्रतिशत विद्यार्थियों के अनुसार शिक्षक परामर्श करने में सहायक है।

S.S. in Geography
Pt. Ravishankar Shukla University
Raipur (C.G.)

**School of Studies in Geology and Water Resources Management
Pt. Ravishankar Shukla University, Raipur 492 010**

Student Feedback 2019-20

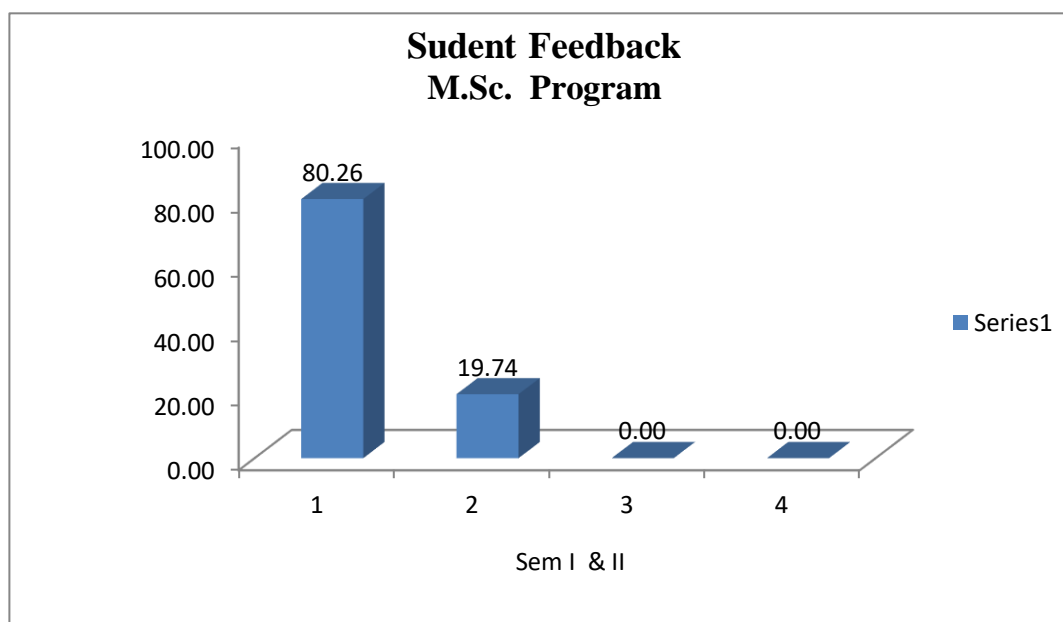
NAMES OF FACULTY

NAMES OF FACULTY	Abbreviations used
Dr. N. Bodhankar	A
Dr. K.R. Hari	B
Nivedita Sharma	C
Jyot Chandrawanshi	D
Rashmi Gupta	E

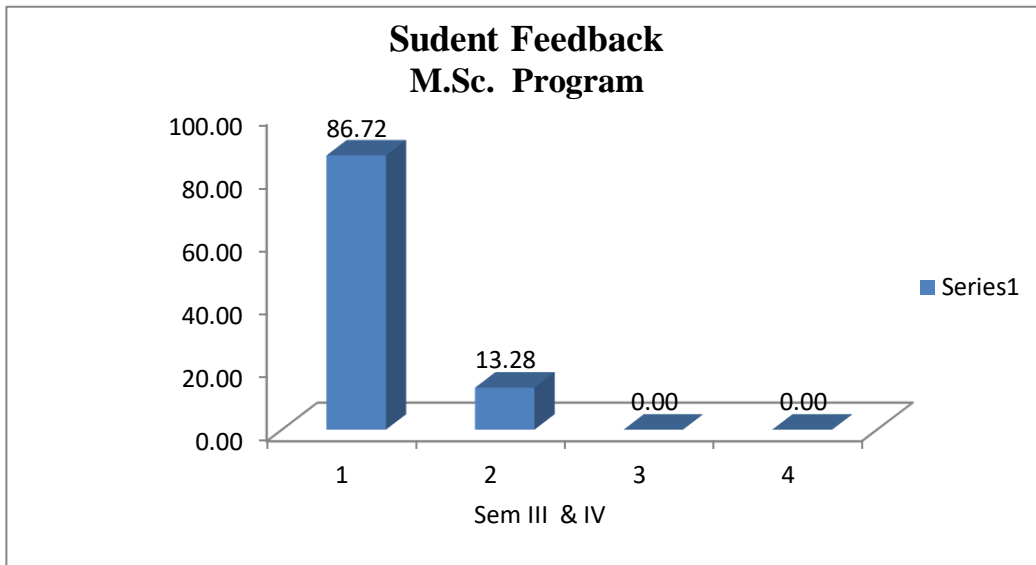
No. of students participating – M.Sc. Geology (35)

SCORING			
4	3	2	1
A	B	C	D
VERY GOOD	GOOD	SATISFACTORY	UNSATISFACTORY

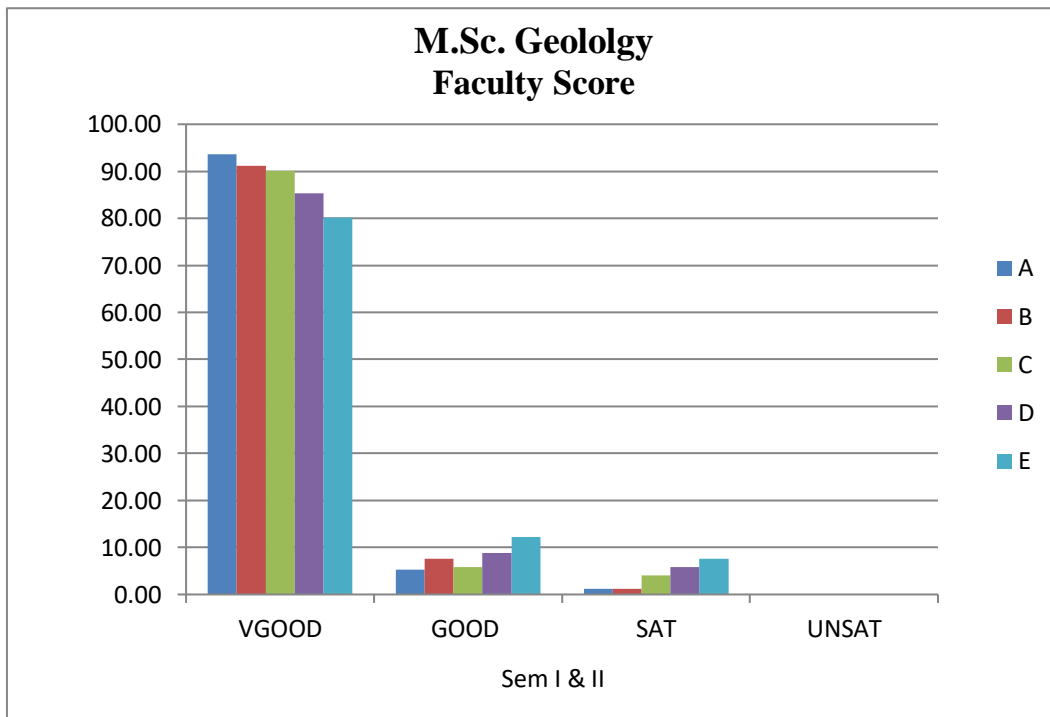
STUDENT FEEDBACK



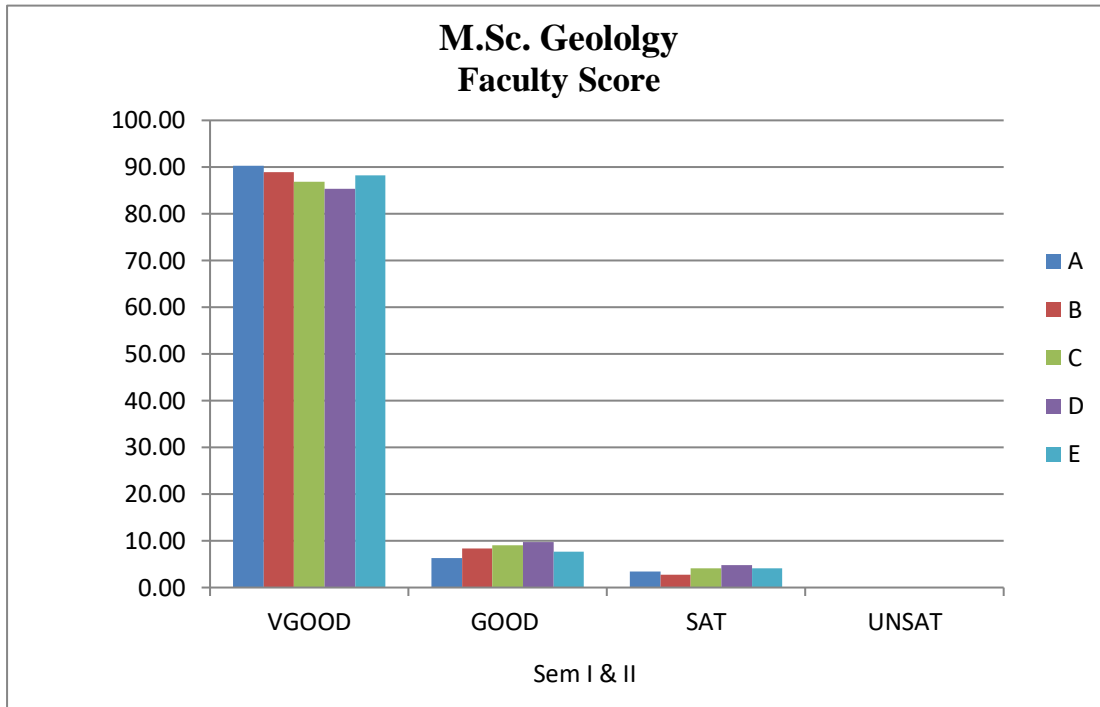
STUDENT FEEDBACK



SCORE OF A, B, C, D & E FACULTIES FOR M.Sc. Geology



SCORE OF A, B, C, D & E FACULTIES FOR M.Sc. Geology



Head

सत्र 2019-2020

DATE

किस किस डेने वाले छात्र-छात्राएँ-

समप्रथम एवं द्वितीय सेमेस्टर

1. आयुष मजूमदार
2. शंकिता सिंह
3. चिप्रालेखा अकत
4. दुर्यंत कुमार
5. जॉनी
6. कंचन
7. मनीषा लहरे
8. परमेश्वर
9. पूजा कर्मा
10. प्रियंका देवांगन
11. प्रियंका स्तोनी
12. संध्या नायर
13. श्रद्धा साहू
14. श्वेता देवांगन
15. विवेक मृधा
16. सुख
17. निशा साहू
18. प्रियंका टोयो

समरंभिका तृतीय एवं चतुर्थ सेमेस्टर

1. अमित कर्मा
2. अरती पाण्डेय
3. आयुलोक गोपाल
4. कविता कुमारी
5. दीपा सोमडर
6. जावेद
7. सापना साहू
8. शिवन कुमार
9. जामुति

समंस्कृत

- (1) लीला
- (2) प्रियंदा टोप्यो
3. वैदजा सोम
4. पवन साहू
5. विष्णु मणिशुक्री

प्रश्नावली 01

Table - 01

पाठ्यक्रम में विषयसूची की संरचना प्रोजेक्ट-कार्य सहित

क्र.	पैरामीटर	आवृत्ति	प्रतिशत
1	अति उत्तम	30	93.75%
2	उत्तम	02	6.25%
3	संतोष प्रद	—	—
4	असंतोष प्रद	—	—

पाठ्यक्रम में विषय की संरचना प्रोजेक्ट कार्य सहित के संबंध में 93.75% छात्रों में अति उत्तम एवं 6.25% छात्रों ने उत्तम कहा। कक्षा का कोई भी विद्यार्थी पाठ्यक्रम से असंतुष्ट नहीं है अर्थात् 100% विद्यार्थी संतुष्ट कहे जा सकते हैं।

Table - 2

पाठ्यक्रम कितने पूरा हुआ

क्र.	पैरामीटर	आवृत्ति	प्रतिशत
1	अति उत्तम	30	93.75%
2	उत्तम	02	6.25%
3	संतोष प्रद	—	—
4	असंतोष प्रद	—	—

पाठ्यक्रम कितने पूरा हुआ के संबंध में 93.75% छात्रों ने अति उत्तम एवं 6.25% छात्रों ने उत्तम कहा। कक्षा का

कक्षा का कोई भी विद्यार्थी पाठ्यक्रम से असंतुष्ट नहीं है अर्थात् 100% विद्यार्थी संतुष्ट कहे जा सकते हैं।

Table-3

वास्तविक जीवन में पाठ्यक्रम कितना उपयोगी है।

क्र.	श्रेणी	आवृत्ति	प्रतिशत
1	अति उत्तम	29	90.63%
2	उत्तम	03	9.37%
3	संतोषप्रद	—	—
4	असंतोषप्रद	—	—

वास्तविक जीवन में पाठ्यक्रम कितना उपयोगी है के संबंध में 90.63% छात्रों ने अति उत्तम एवं 9.37% छात्रों ने उत्तम कक्षा का कोई भी विद्यार्थी पाठ्यक्रम से असंतुष्ट नहीं है अर्थात् 100% विद्यार्थी संतुष्ट कहे जा सकते हैं।

Table-4

अधिगम मूल्य (ज्ञान संकलन पुस्तकीय शैक्षणिक विवेक्षण योग्यता कोण का विस्तार)

क्र.	श्रेणी	आवृत्ति	प्रतिशत
1	अति उत्तम	28	87.5%
2	उत्तम	04	12.5%
3	संतोषप्रद	—	—
4	असंतोषप्रद	—	—

अधिगम मूल्यों के संबंध में 87.5% छात्रों ने अति उत्तम एवं 12.5% छात्रों ने उत्तम कक्षा का कोई भी छात्र अधिगम मूल्य से असंतुष्ट नहीं है अर्थात् 100% छात्र अधिगम मूल्य संतुष्ट कहे जा सकते हैं।

Table-5

पाठ्यक्रम - सामग्री की स्पष्टता और प्रासंगिकता

क्र.	श्रेणी	आवृत्ति	प्रतिशत
1	अति उत्तम	08	25%
2	उत्तम	24	75%
3	संतोषप्रद	—	—
4	असंतोषप्रद	—	—

समग्र आंकलन के सम्बन्ध में 93.75% छात्रों ने उत्तम कक्षा का 6.25% छात्रों ने संतोषप्रद कक्षा कक्षा का कोई भी छात्र समग्र आंकलन के असंतुष्ट नहीं है क्योंकि 100% छात्र संतुष्ट रहे जा सकते हैं।

Table - 09

प्रतिपुष्टि के लिए प्रयुक्त समय का प्रावधान -

क्र.	पैरामीटर -	आंकलन	प्रतिशत -
1	अतिउत्तम	-	-
2	उत्तम	28	87.5%
3	संतोषप्रद	04	12.5%
4	असंतोषप्रद	-	-

प्रतिपुष्टि के लिये प्रयुक्त समय का प्रावधान के सम्बन्ध में 87.5% छात्रों ने उत्तम कक्षा | 12.5% छात्रों ने संतोषप्रद कक्षा |

Table

क्रमांक	वहुत अच्छा				अच्छा				संतोषपूर्वक				असंतोषपूर्वक			
	ARP	DNK	BN	SR	ARP	DNK	BN	SR	ARP	DNK	BN	SR	ARP	DNK	BN	SR
आवृत्ति	26	24	24	24	06	08	06	08	-	-	-	-	-	-	-	-
1 प्रतिशत	81.25	81.25	75	75	18.75	25	25	25	-	-	-	-	-	-	-	-
2 F	18	16	16	16	08	08	08	08	06	08	08	08	-	-	-	-
2 %	56.25	50	50	50	25	25	25	25	18.75	25	25	25	-	-	-	-
3 F	16	12	12	12	08	06	06	06	08	14	14	14	-	-	-	-
3 %	50	37.5	37.5	37.5	25	18.75	18.75	18.75	25	43.75	43.75	43.75	-	-	-	-
4 F	20	16	16	16	08	12	12	12	04	04	04	04	-	-	-	-
4 %	62.5	50	50	50	25	37.5	37.5	37.5	12.5	12.5	12.5	12.5	-	-	-	-
5 F	16	12	12	12	10	08	08	08	06	12	12	12	-	-	-	-
5 %	50	37.5	37.5	37.5	31.25	25	25	25	18.75	37.5	37.5	37.5	-	-	-	-
6 F	25	20	20	20	07	08	08	08	08	04	04	04	-	-	-	-
6 %	78.125	62.5	62.5	62.5	21.875	25	25	25	-	12.5	12.5	12.5	-	-	-	-
7 F	24	18	18	18	08	08	08	08	-	06	06	06	-	-	-	-
7 %	75	56.25	56.25	56.25	25	25	25	25	-	18.75	18.75	18.75	-	-	-	-
8 F	28	24	24	24	04	06	06	06	-	02	02	02	-	-	-	-
8 %	87.5	75	75	75	12.5	18.75	18.75	18.75	-	6.25	6.25	6.25	-	-	-	-
9 F	22	20	20	20	08	08	08	08	02	04	04	04	-	-	-	-
9 %	68.75	62.5	62.5	62.5	25	25	25	25	6.25	12.5	12.5	12.5	-	-	-	-

ARP - Prof. Abha R. Pal -

- 1) स्नातक माध्यम के संबंध में 81.25% छात्रों के बहुत अच्छे एवं 18.75% छात्रों ने अच्छा कहा।
- 2) सम्प्रेशन दक्षता के संबंध में 56.25% छात्रों ने बहुत अच्छा, 25% छात्रों ने अच्छा एवं 18.75% छात्रों ने संतोष पूर्वक कहा।
- 3) शिक्षक की लगनशीलता के संबंध में 50% छात्रों ने बहुत अच्छा, 25% छात्रों ने अच्छा एवं 25% छात्रों ने संतोष पूर्वक कहा।
- 4) शिक्षक द्वारा उपलब्ध की गई मजिस्ट्रिय के संबंध में

62.5% छात्रों ने बहुत अच्छा, 25% ने अच्छा एवं 12.5% छात्रों ने संतोषपद कहा।

(5) विषयवस्तु को वातावरण मध्य विषयों के साथ कार्यक्रम को सूचीकृत करने की दक्षता के सम्बंध में 50% छात्रों ने बहुत अच्छा, 31.25% छात्रों ने अच्छा एवं 18.75% छात्रों ने संतोषपद कहा।

(6) विषयवस्तु को अन्य कार्यक्रमों से सम्बन्धित करने की योग्यता में 78.13% छात्रों ने बहुत अच्छा, 21.87% छात्रों ने अच्छा एवं कहा।

(7) कक्षा में व कक्षा के बाहर शिक्षक की सुगमता के सम्बंध में 75% छात्रों ने बहुत अच्छा, 25% छात्रों ने अच्छा कहा।

(8) छात्रों का मूल्यांकन करने की दृष्टि से शिक्षक प्रश्नमंच परीक्षण, कार्यवाहक, परीक्षा, प्रोजेक्ट इत्यादि का आयोजन करना है के सम्बंध में 87.5% छात्रों ने बहुत अच्छा, 12.5% छात्रों ने अच्छा कहा।

(9) समग्र आकलन के सम्बंध में 68.75% छात्रों ने बहुत अच्छा, 25% छात्रों ने अच्छा एवं 6.25% छात्रों ने संतोषपद कहा।

कक्षा का कोई भी छात्र-छात्रा प्रो. मांभा पाल से असंतुष्ट नहीं है अर्थात् 100% छात्र-छात्रा संतुष्ट कहे जा सकते हैं।

DNR - Dr. Dishwar Nath Khute -

(1) ज्ञान-साक्षात् के सम्बंध में 75% छात्रों ने बहुत अच्छा एवं 25% छात्रों ने अच्छा कहा।

(2) सम्यक् दक्षता के सम्बंध में 50% छात्रों ने बहुत अच्छा, 25% छात्रों ने अच्छा एवं 25% छात्रों ने संतोषपद कहा।

3) शिक्षक की लगनशीलता के संबंध में 37.5% छात्रों ने बहुत अच्छा, 18.75% छात्रों ने अच्छा एवं 43.75% छात्रों ने संतोषपद कहा।

4) शिक्षक द्वारा उत्पन्न की गई मकियायि के संबंध में 30% छात्रों ने बहुत अच्छा, 37.5% छात्रों ने अच्छा एवं 12.5% छात्रों ने संतोषपद कहा।

5) विषयवस्तु की वातावरण। अन्य विषयों के साथ पाठ्यक्रम के एकीकृत करने की दृष्टि के संबंध में 37.5% छात्रों ने बहुत अच्छा, 25% छात्रों ने अच्छा एवं 37.5% छात्रों ने संतोषपद कहा।

6) विषयवस्तु की अन्य पाठ्यक्रमों से सम्बन्धित करने की योजना के संबंध में 62.5% छात्रों ने बहुत अच्छा, 25% छात्रों ने अच्छा एवं 12.5% छात्रों ने संतोषपद कहा।

7) कक्षा में व कक्षा के बाहर शिक्षक की सुगमता के संबंध में 50.25% छात्रों ने बहुत अच्छा, 25% छात्रों ने अच्छा एवं 18.75% छात्रों ने संतोषपद कहा।

8) छात्रों का सम्बन्धित करने की दृष्टि से शिक्षक पढ़ना/संघ। परीक्षण। कार्यवाही। परीक्षाएँ। परीक्षण। प्रश्नोत्तर। व्यापक। उ। आयोजन करना है के संबंध में 75% छात्रों ने बहुत अच्छा, 18.75% छात्रों ने अच्छा एवं 6.25% छात्रों ने संतोषपद कहा।

9) समग्र संकलन के संबंध में 62.5% छात्रों ने बहुत अच्छा, 25% छात्रों ने अच्छा एवं 12.5% छात्रों ने संतोषपद कहा।

B.N - Dr. Banso Naruti

1) ज्ञान के माध्यम के संबंध में 75% छात्रों ने बहुत अच्छा, 25% छात्रों ने अच्छा कहा।

2) समग्र संकलन के संबंध में 30% छात्रों ने बहुत अच्छा, 25% छात्रों ने अच्छा एवं 25% छात्रों ने संतोषपद कहा।

- 3) शिक्षक की लगनशीलता के सम्बन्ध में 37.5% दायों ने बहुत अच्छा, 18.75% दायों ने अच्छा एवं 43.75% दायों ने संतोषपूर्वक कहा।
- 4) शिक्षक द्वारा उत्पन्न की गई मसिदायि के सम्बन्ध में 50% दायों ने बहुत अच्छा, 37.5% दायों ने अच्छा एवं 12.5% दायों ने संतोषपूर्वक कहा।
- 5) विषयवस्तु को वातावरण एवं अन्य विषयों के साथ कार्यक्रम को स्वीकृत करने की दक्षता के सम्बन्ध में 37.5% दायों ने बहुत अच्छा एवं 25% दायों ने अच्छा तथा 37.5% दायों ने संतोषपूर्वक कहा।
- 6) विषयवस्तु को अन्य कार्यक्रमों से समन्वित करने की योग्यता में 62.5% दायों ने बहुत अच्छा एवं 25% दायों ने अच्छा एवं 12.5% दायों ने संतोषपूर्वक कहा।
- 7) कक्षा में व कक्षा के बाहर शिक्षक की सुगमता के सम्बन्ध में 56.25 दायों ने बहुत अच्छा, 25% दायों ने अच्छा एवं 18.75% दायों ने संतोषपूर्वक कहा।
- 8) दायों का मूल्यांकन करने की दृष्टि से शिक्षक प्रश्नसमूह परीक्षण कार्यवाही/परीक्षा/उत्तरिका/उत्पादि का आयोजन करना है के सम्बन्ध में 75% दायों ने बहुत अच्छा, 18.75% दायों ने अच्छा एवं 6.25% दायों ने संतोषपूर्वक कहा।
- 9) समग्र माहौल के सम्बन्ध में 20.5% दायों ने बहुत अच्छा, 25% दायों ने अच्छा एवं 12.5% दायों ने संतोषपूर्वक कहा।

S.P - Dr. Seema Pal

- 1) ज्ञान आधार के सम्बन्ध में 75% ने बहुत अच्छा 25 दायों ने अच्छा ~~कहा~~ कहा।
- 2) सम्पूर्ण दक्षता के सम्बन्ध में 50% दायों ने बहुत अच्छा, 25% दायों ने अच्छा एवं ~~कहा~~ PAGE 66 एवं

25% दलों ने संतोषपद कहा

(3) शिक्षक की लगनशीलता के सम्बंध में 37.5% दलों ने बहुत दया 18.75% दलों ने अच्छा एवं 43.75% दलों ने संतोषपद कहा

(4) शिक्षक द्वारा उत्पन्न की गई प्रतिक्रिया के सम्बंध में 50% दलों ने बहुत अच्छा, 37.5% दलों ने अच्छा एवं 12.5% दलों ने संतोषपद कहा

(5) विषयवस्तु को वातवरण एवं अन्य विषयों के साथ पाठ्यक्रम को स्वीकृत करने की दृष्टि से सम्बंध में 37.5% दलों ने बहुत अच्छा, 25% दलों ने अच्छा 37.5% दलों ने संतोषपद कहा।

(6) विषयवस्तु को अन्य पाठ्यक्रमों से समन्वित करने की योग्यता में 62.5% दलों ने बहुत अच्छा, 25% दलों ने अच्छा एवं 12.5% दलों ने संतोषपद कहा

(7) कक्षा में वे कक्षा के बाहर शिक्षक की कुशलता के सम्बंध में 56.25% दलों ने बहुत अच्छा, 25% दलों ने अच्छा एवं 18.75% दलों ने संतोषपद कहा

(8) दलों का मूल्यांकन करने की दृष्टि से शिक्षक प्रश्नमंच परीक्षण कार्यक्रम / परीक्षा / प्रोजेक्ट इत्यादि का आयोजन करना है के सम्बंध में 75% दलों ने बहुत अच्छा, 18.75% दलों ने अच्छा एवं 6.25% दलों ने संतोषपद कहा

(9) स्वयं आकलन के सम्बंध में 20.5% दलों ने बहुत अच्छा, 25% दलों ने अच्छा एवं 12.5% दलों ने संतोषपद कहा।

Table

DATE

प्रश्नावली - 03

क्र.सं.	व्यक्ति से ज्यादा				व्यक्ति				अव्यक्ति				कुल नंबर कुल
	ARP	DNK	BN	SP	ARP	DNK	BN	SP	ARP	DNK	BN	SP	
1	10	07	07	07	04	07	07	07	-	-	-	-	-
%	71.43	50	50	50	28.57	50	50	50	-	-	-	-	-
2	14	14	14	14	-	-	-	-	-	-	-	-	-
%	100	100	100	100	-	-	-	-	-	-	-	-	-
3	14	14	14	14	-	-	-	-	-	-	-	-	-
%	100	100	100	100	-	-	-	-	-	-	-	-	-
4	14	14	14	14	-	-	-	-	-	-	-	-	-
%	100	100	100	100	-	-	-	-	-	-	-	-	-
5	14	14	14	14	-	-	-	-	-	-	-	-	-
%	100	100	100	100	-	-	-	-	-	-	-	-	-
6	14	14	14	14	-	-	-	-	-	-	-	-	-
%	100	100	100	100	-	-	-	-	-	-	-	-	-
7	14	14	14	14	-	-	-	-	-	-	-	-	-
%	100	100	100	100	-	-	-	-	-	-	-	-	-
8	14	14	14	14	-	-	-	-	-	-	-	-	-
%	100	100	100	100	-	-	-	-	-	-	-	-	-
9	14	12	12	12	-	02	02	02	-	-	-	-	-
%	100	85.71	85.71	85.71	-	14.29	14.29	14.29	-	-	-	-	-
10	-	-	-	-	-	-	-	-	14	14	14	14	-
%	-	-	-	-	-	-	-	-	100	100	100	100	-

ARP - प्रो. माता रूपेन्द्र पाल

- पाठ्यक्रम से सम्बन्धित हेतु मापकी पृष्ठभूमि के सम्बन्ध में 71.43% छात्रों ने परीक्षा से ज्यादा एवं 28.57% छात्रों ने परीक्षा से कम
- पाठ्यक्रम से सम्बन्धित के सम्बन्ध में 100% छात्रों ने सक्षम
- निर्धारित महत्त्वपूर्ण सामग्री के सम्बन्ध में 100% छात्रों ने पूर्ण रूप से कम

- ④ कक्षा के लिए शिक्षक की तैयारी के सम्बंध में 100% द्वागो ने पूर्ण रूप से कहा
- ⑤ परामर्श करने के सम्बंध में 100% द्वागो ने सहायक कहा
- ⑥ 100% द्वागो ने शिक्षक को शिक्षक कहा
- ⑦ शिक्षक के साथ व्यक्तिगत संवाद के सम्बंध में 100% द्वागो ने हाँ कहा
- ⑧ छोटे समूहों में कार्य के सम्बंध में 100% द्वागो ने हाँ कहा।
- ⑨ आपकी मतिविधि विशेषज्ञ संवोधित विधा के सम्बंध में 100% द्वागो ने हाँ कहा
- ⑩ आपने कारखाने / उद्योगशास्त्र एवं बैंक व मध्य वि.वि. में अमण विधा के सम्बंध में 100% द्वागो ने नहीं कहा।

D.N.K. श्री. दिश्वनाथ खुटे

- ① पाठ्यक्रम से लाभान्वित होने के सम्बंध में 50% द्वागो ने पर्याप्त से ज्यादा एवं 50% द्वागो ने पर्याप्त कहा
- ② पाठ्यक्रम संतुलित के सम्बंध में 100% द्वागो ने सहमत
- ③ निर्धारित मध्यमन सामग्री के सम्बंध में 100% द्वागो ने सहमत कहा
- ④ कक्षा के लिए शिक्षक की तैयारी के सम्बंध में 100% द्वागो ने पूर्ण रूप से कहा
- ⑤ परामर्श करने के सम्बंध में 100% द्वागो ने सहायक कहा
- ⑥ 100% द्वागो ने शिक्षक को शिक्षक कहा
- ⑦ शिक्षक के साथ व्यक्तिगत संवाद के सम्बंध में 100% द्वागो ने हाँ कहा
- ⑧ छोटे समूहों के कार्य करने के मकसद के सम्बंध में 100% द्वागो ने हाँ कहा
- ⑨ मतिविधि विशेषज्ञ के सम्बंध में 100% द्वागो ने हाँ कहा

10. कारखाने उपयोग आकार एवं कंडा व मजदूरी वि. वि. में प्रमाण किता के सम्बंध में 100% दायी ने नहीं कइ।

B.N. डॉ. बन्से नुदही

- 1) पाठ्यक्रम से लाभान्वित के सम्बंध में 30% दायी ने पर्याप्त से ज्यादा एवं 30% दायी ने पर्याप्त कइ
- 2) पाठ्यक्रम संकल्पित के सम्बंध में 100% दायी ने सहज कइ
- 3) निर्यात मध्यमन लाभगि प्राप्त के सम्बंध में 100% दायी ने सहज कइ
- 4) कक्षा के लिए शिक्षक की तैयारी के सम्बंध में 100% दायी ने पूर्ण मन से कइ
- 5) परामर्श करने के सम्बंध में 100% ने सहज कइ
- 6) 100% दायी ने शिक्षक को शिष्ट कइ
- 7) शिक्षक के साथ व्यक्तिगत संवाद के सम्बंध में 100% दायी ने हां कइ
- 8) छूटे करों में कार्य के सम्बंध में 100% दायी ने हां कइ
- 9) आपने मरिचि विशेषज्ञ संकोचित किता के सम्बंध में 100% दायी ने हां कइ
- 10) आपने कारखाने / उपयोग आकार एवं कंडा / मजदूरी वि. वि. में प्रमाण के सम्बंध में 100% दायी ने नहीं कइ।

S.P. डॉ. सीमा पाल

- 1) पाठ्यक्रम से लाभान्वित के सम्बंध में 30% दायी ने पर्याप्त से ज्यादा एवं 30% दायी ने पर्याप्त कइ
- 2) पाठ्यक्रम संकल्पित के सम्बंध में 100% दायी ने सहज कइ
- 3) निर्यात मध्यमन लाभगि प्राप्त के सम्बंध में 100% दायी ने सहज कइ
- 4) कक्षा के लिए शिक्षक की तैयारी के सम्बंध में 100% दायी ने हां कइ

Students Feedback 2019-20

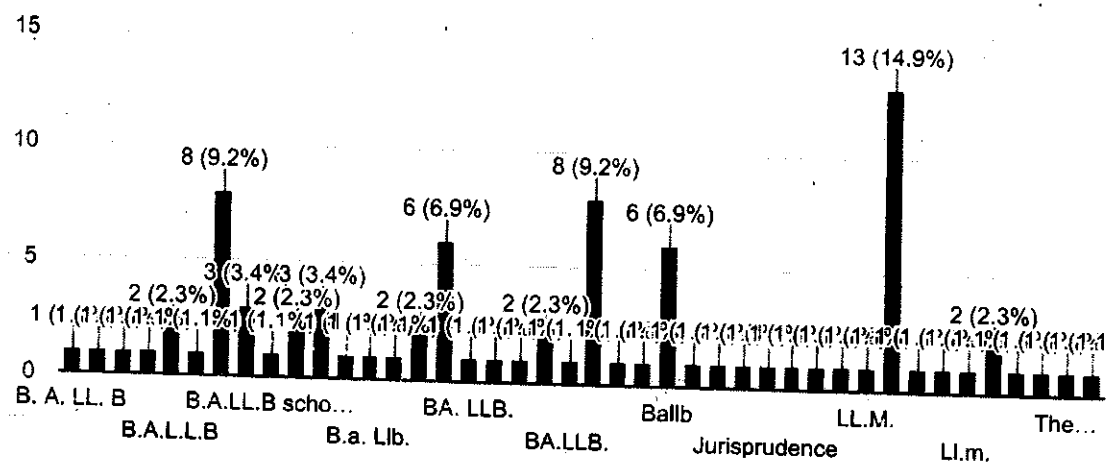
Law

87 responses

Publish analytics

The Course/Program you belong

87 responses



Semester/ Year

87 responses

2nd semester

8

2nd

2

2nd semester

6th

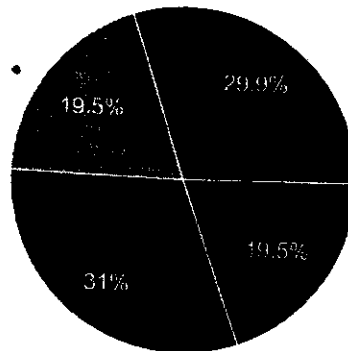
Semester

8th sem

8th semester

Extent of coverage of course

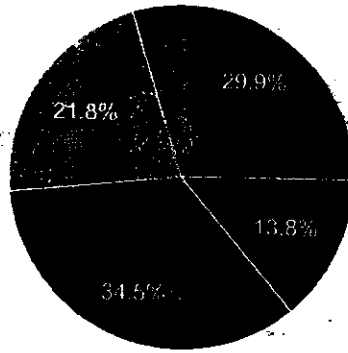
87 responses



- Very good
- Good
- Satisfactory
- Unsatisfactory

Application / relevance to real life situations

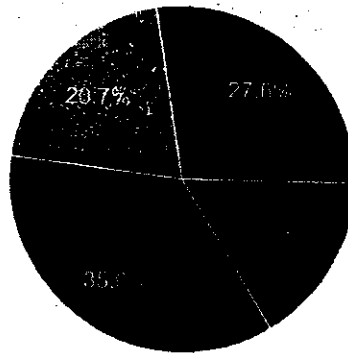
87 responses



- Very good
- Good
- Satisfactory
- Unsatisfactory

Learning value (in terms of knowledge, concepts, manual skills, analytical abilities and broadening perspectives)

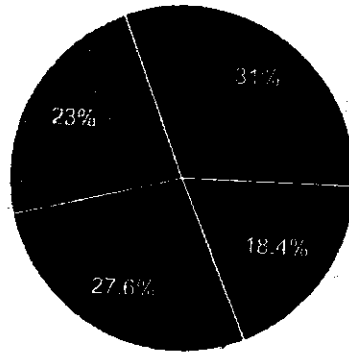
87 responses



- Very good
- Good
- Satisfactory
- Unsatisfactory

Clarity and relevance of textual reading material

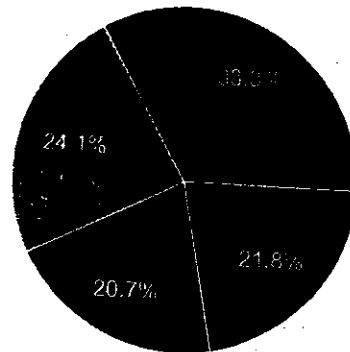
87 responses



- Very good
- Good
- Satisfactory
- Unsatisfactory

Relevance of additional source material (library)

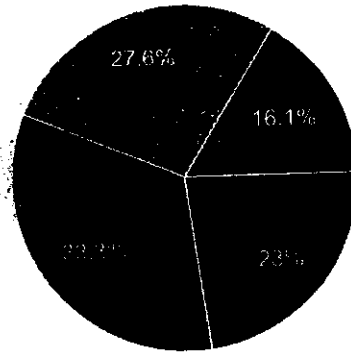
87 responses



- Very good
- Good
- Satisfactory
- Unsatisfactory

Extent of effort required by students (you) to cope with the course/program


87 responses



- Very good
- Good
- Satisfactory
- Unsatisfactory

Knowledge base of the teacher (as perceived by you)


87 responses



- Very good
- Good
- Satisfactory
- Unsatisfactory

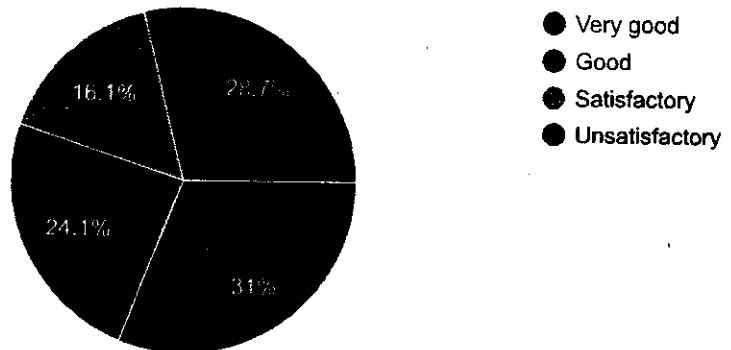
Communication skills (in terms of articulation and comprehensibility)

87 responses



Sincerity / Commitment of the teacher

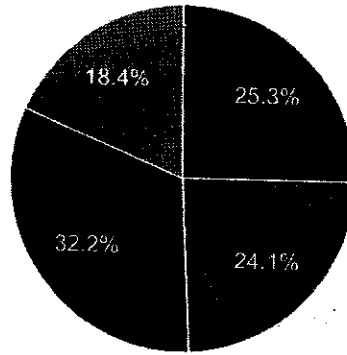
87 responses



https://docs.google.com/forms/d/1w6Q5GjdvoJ9kdC5GPIYfa8-EuEb8oTfdhzGtuN7_Mv4/viewanalytics

Interest generated by the teacher

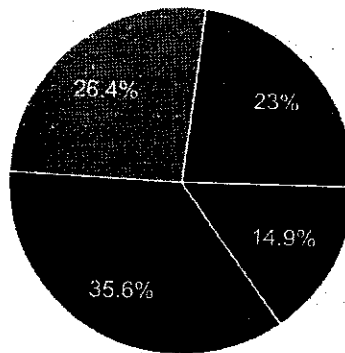
87 responses



- Very good
- Good
- Satisfactory
- Unsatisfactory

Ability to integrate content with other courses

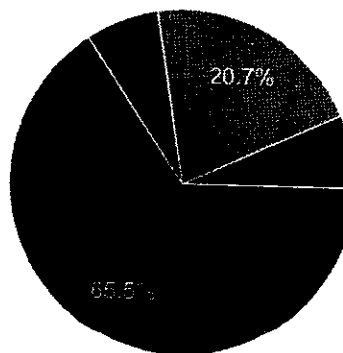
87 responses



- Very good
- Good
- Satisfactory
- Unsatisfactory

Was the teacher

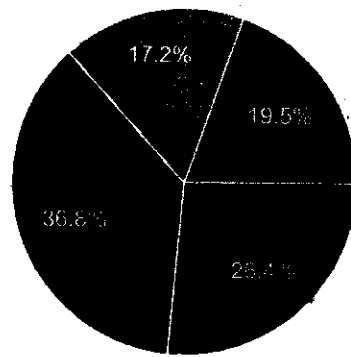
87 responses



- Courteous
- Rude
- Indifferent
- Strict

Accessibility of the teacher in and out of the class (include availability of the teacher to motivate further study, advise and discussion outside class)

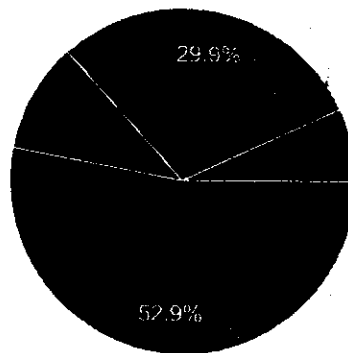
87 responses



- Very good
- Good
- Satisfactory
- Unsatisfactory

How helpful was the teacher in advising


87 responses



- Helpful
- Unhelpful
- Sometimes helpful
- Sometimes unhelpful

Were outside experts invited to address you

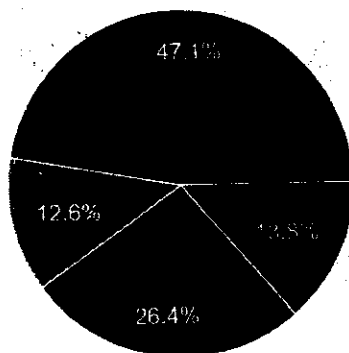
87 responses



- Yes, frequently
- Yes, sometimes
- Yes, rarely
- No

Did you visit, courts, tribunals other institutions located outside the university

87 responses



- Yes, frequently
- Yes, sometimes
- Yes, rarely
- No

https://docs.google.com/forms/d/1w6Q5Gjdv0J9kdC5GPIYfa8-EuEb8oTfdhzGtuN7_Mv4/viewanalytics

शिक्षकों के लिए विद्यार्थियों द्वारा दी जाने वाली प्रतिक्रिया (फीडबैक)

पं. रविशंकर शुक्ल विश्वविद्यालय, रायपुर

2019-2020

कुल छात्र संख्या(फीडबैक) = 39

शिक्षक का नाम	1	2	3	4	5	6	7	8	9	10	कुल
	शिक्षक का ज्ञान आधार (जैसा आपने देखा)	संचार कौशल (उच्चारण एवं बोधगम्यता के संदर्भ में)	शिक्षक की लगनशीलता प्रतिबद्धता	शिक्षक द्वारा छात्रों में अध्ययन के प्रति रुचि उत्पन्न करना।	विषयवस्तु को वातावरण एवं समाज के साथ जोड़ने की योग्यता	विषयवस्तु को अन्य पाठ्यक्रम से समन्वित करने की योग्यता।	कक्षा में तथा कक्षा के बाहर शिक्षक छात्रों की पहुंच (जिसके अंतर्गत शिक्षक छात्रों से बाहर अतिरिक्त अध्ययन तथा विचार विमर्श के लिए प्रेरित करने के लिए उपलब्ध रहता है।)	छात्र को (विषयवस्तु को समझा कितनी है) का मूल्यांकन करने की दृष्टि से शिक्षक प्रश्नपत्र/परीक्षण/कार्यावदन/परीक्षा प्रोजेक्ट इत्यादि का आयोजन करता है।	विद्यार्थियों को प्रतिक्रिया देने के लिए या उनका प्रगति बताने हेतु शिक्षक के पारा राग्य की उपलब्धता।	कुल मुलाजुला कर मूल्यांकन	कुल
प्रोफे. माया वर्मा	3.86	3.72	3.70	3.82	3.76	3.60	3.62	3.74	3.78	3.75	3.73
डॉ. संतुराम कश्यप	3.72	3.56	3.65	3.74	3.76	3.46	3.57	3.42	3.61	3.62	3.61
डॉ. हरीश कुमार साहू	3.78	3.52	3.69	3.59	3.62	3.55	3.60	3.57	3.50	3.65	3.60
	3.78	3.6	3.68	3.71	3.71	3.53	3.59	3.57	3.63		

4.00 – 3.00 = बहुत अच्छा, 3.00 – 2.00 = अच्छा, 2.00 – 1.50 = संतोषप्रद

सन् 2019-2020 में शिक्षकों के लिए दूर-दस्तावेजों द्वारा दी जाने वाली प्रशिक्षण (सीडीबीए) का उल्लेख निम्नानुसार है - शिक्षकों को माया समिति का शिक्षण ज्ञान माध्या, विद्यार्थियों को अच्छी गतिविधि देना संबंधी परामर्श प्रमथ देना, विषय वस्तु की अच्छी समझ उत्पत्ति को प्रोत्साहित करना है। डॉ. एन. पी. कश्यप का दूरियों में प्रथम क्रम के लिए बलि उत्पन्न करने, विषय वस्तु को वास्तविक के जोड़े, विद्यार्थियों को अच्छी गतिविधि उत्पत्ति को प्रोत्साहित किया है। डॉ. हीरा कुमार दास का शिक्षण ज्ञान माध्या, स्त्री में से लक्षा केबाद शिक्षण दूरियों की प्रश्न एवं शिक्षण की लगनशीलता को प्रोत्साहित किया है।

इस प्रकार सभी तीनों शिक्षकों के प्रस्तावों से स्पष्ट है कि शिक्षकों द्वारा शिक्षण ज्ञान माध्या एवं दूरियों को परामर्श प्रमथ देकर विषय वस्तु को समझने एवं विषय ज्ञान व वेगार ज्ञान को प्रोत्साहित किया है।

Meena

Meena
 HEAD
 BOS IN LIBRARY &
 INFORMATION SCIENCE
 PT. RAVISHANKAR SHUKLA
 UNIVERSITY, RAIPUR (C.O.)

पाठ्यक्रम के लिए विद्यार्थियों द्वारा दी जाने वाली प्रतिक्रिया (फीडबैक)

पं. रविशंकर शुक्ल विश्वविद्यालय, रायपुर

Course/Program- B.Lib.I.Sc/M.Lib.I.Sc./M.Phil/Ph.D

2019-2020

कुल छात्र संख्या(फीडबैक) = 39

	1	2	3	4	5	6	7	8
PARAMETERS	पाठ्यक्रम विषयवस्तु की गहनता	पाठ्यक्रम कितना पूरा हुआ	वास्तविक जीवन परिस्थिति में पाठ्यक्रम कितना उपयोगी है।	अधिगम मूल्य (ज्ञान/सम्प्रत्यय/हस्त/कौशल/विशेषण योग्यता इत्यादि)	पाठ्यनीय सामग्री की स्पष्टता एवं प्रासंगिकता	अतिरिक्त स्रोत सामग्री की प्रासंगिकता(पुस्तकालय)	छात्रों का वांछित प्रयास का स्तर	कुल मिला जुला कर रेटिंग
1	3.81	3.41	3.61	2.93	3.35	3.60	3.20	3.15

V Good = 4, Good = 3, Satisfactory = 2, Unsatisfactory = 1.5

MEMA
HEAD
BOS IN LIBRARY &
INFORMATION SCIENCE
PT. RAVISHANKAR SHUKLA
UNIVERSITY, RAIPUR (C.O)

सत्र 2019-20 में पाठ्यक्रम के निर्धारित दस्त-दस्तावेजों के फीडबैक से यह स्पष्ट है कि पाठ्यक्रम की विषय-वस्तु में महत्वा होने के साथ-साथ व्यावहारिक जीवन में पाठ्यक्रम की महत्त्वपूर्ण उपयोगिता को दस्त-दस्तावेजों द्वारा सारांश गया है।

Merna

ACTION TAKEN REPORT

The overall score given by students to the faculty was circulated among the faculty members including adhoc/parttime members with the request for improvement in teaching.

Merna

Merna
HEAD
SoS IN LIBRARY &
INFORMATION SCIENCE
PT. RAVISHANKAR SHUKLA
UNIVERSITY, RAIPUR (C.O.)

SOS IN LIFESCIENCES

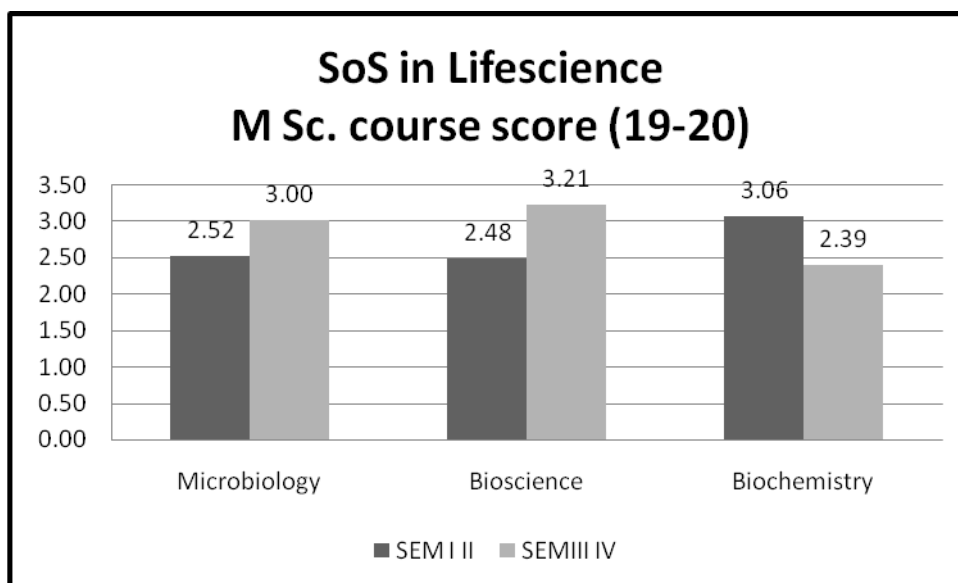
STUDENT FEEDBACK (2019-20)

Abbreviations used

NAMES OF FACULTY			
AKG	Prof. AK Gupta	AE	Dr. Amia Ekka, Assoc.Prof.
SCN	Prof. SC Naithani	LP	Mr. Labya Prabhas, Asst. Prof.
SKP	Prof. SK Prasad	MKP	Dr. Manoj Patel, Asst Prof.
RKP	Prof. RK Pradhan	SSD	Dr. Shivendra Singh Devhare , Asst Prof.
AP	Prof. Aditi N.Poddar	PAK	Mr. Pervez Ahmed Khan
ARTI	Prof. Arti Parganiha		

SCORING			
4	3	2	1
A	B	C	D
Very good	Good	Satisfactory	Unsatisfactory


Feedback acquired through online mode in view of Covid- 19 pandemic by using Google forms



SoS in Lifesciences: Student percent response to various courses

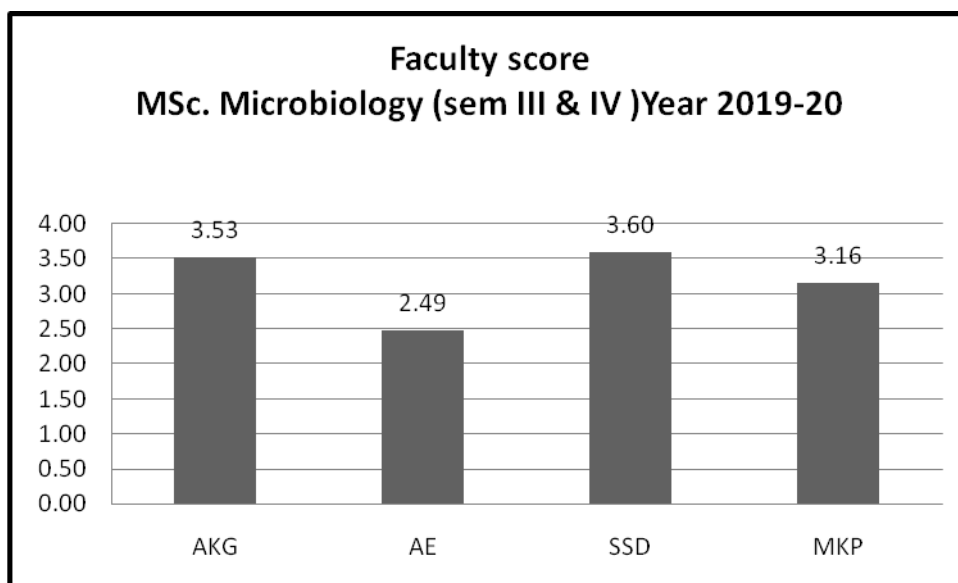
Program /Course	Sem.	Total Responses	% Response of students			
			Very good	Good	Satisfactory	Unsatisfactory
MSc. Microbiology	I & II	6	0	72.7	18.2	9.1
	III & IV	6	16.7	66.7	16.7	0
MSc. Bioscience	I & II	7	14.3	42.9	28.6	14.3
	III & IV	10	40	40	20	0
MSc. Biochemistry	I & II	7	25	62.5	12.5	0
	III & IV	3	33.3	33.3	0	33.3

MSC MICROBIOLOGY



MSc. Microbiology (SemI &II) : Student percent response to faculty

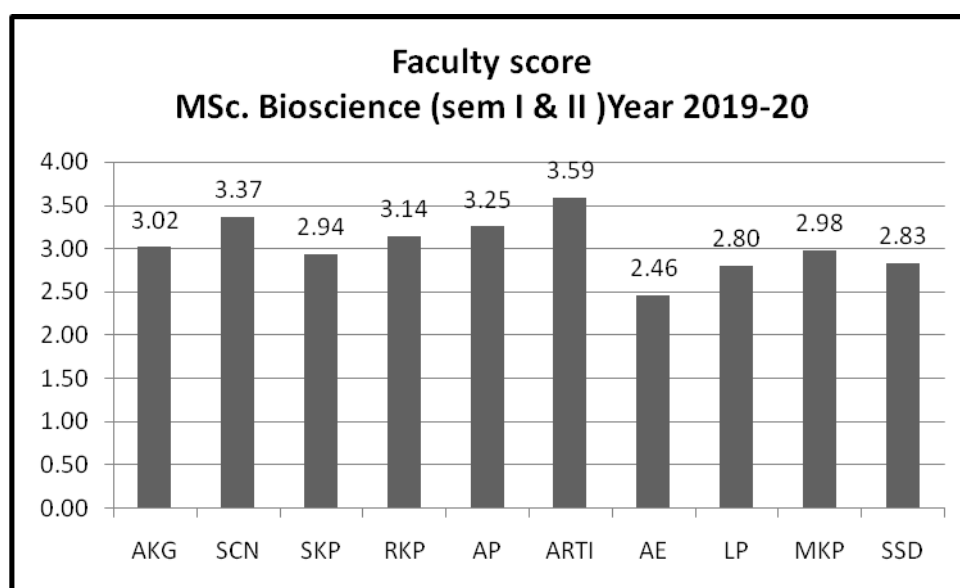
Name of Faculty	No. of Responses	% Response of students			
		Very good	Good	Satisfactory	Unsatisfactory
AKG	10	80	0	20	0
SCN	8	87.5	12.5	0	0
SKP	10	30	20	30	20
RKP	8	0	87.5	13	0
AP	8	62.5	37.5	0	0
ARTI	8	50	50	0	0
AE	9	11.1	55.5	22	11.1
LP	8	12.5	62.5	13	12.5
MKP	10	20	50	10	20
SSD	9	44.4	55.6	0	0



MSc. Microbiology (SemIII&IV) : Student percent response to faculty

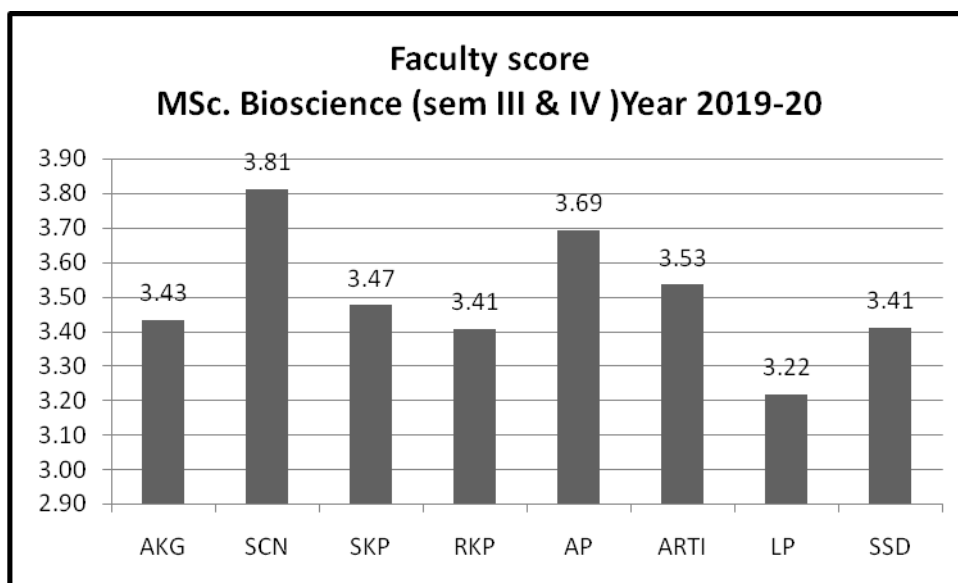
Name of Faculty	No. of Responses	% Response of students			
		Very good	Good	Satisfactory	Unsatisfactory
AKG	8	75	25		
AE	8	25	12.5	50	12.5
MKP	7	28.6	57.1		14.3
SSD	7	100			
PAK	7	85.7	14.3		

MSC BIOSCIENCES



MSc Bioscience(sem I &II): Student percent response to faculty

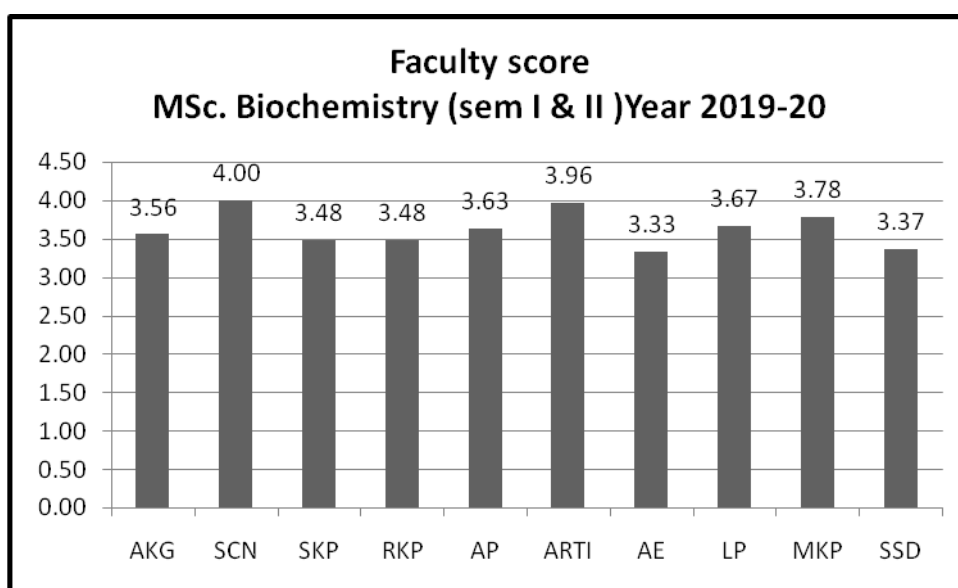
Name of Faculty	No. of Responses	% Response of students			
		Very good	Good	Satisfactory	Unsatisfactory
AKG	7	28.6	71.4	0	0
SCN	7	57.1	42.9	0	0
SKP	7	28.6	42.9	28.6	0
RKP	8	50	25	25	0
AP	7	42.9	57.1	0	0
ARTI	7	71.4	28.6	0	0
AE	6	16.7	50	16.7	16.7
LP	6	16.7	50	33.3	0
MKP	5	20	80	0	0
SSD	7	25	50	12.5	12.5



MSc. Bioscience (SemIII &IV) : Student percent response to faculty

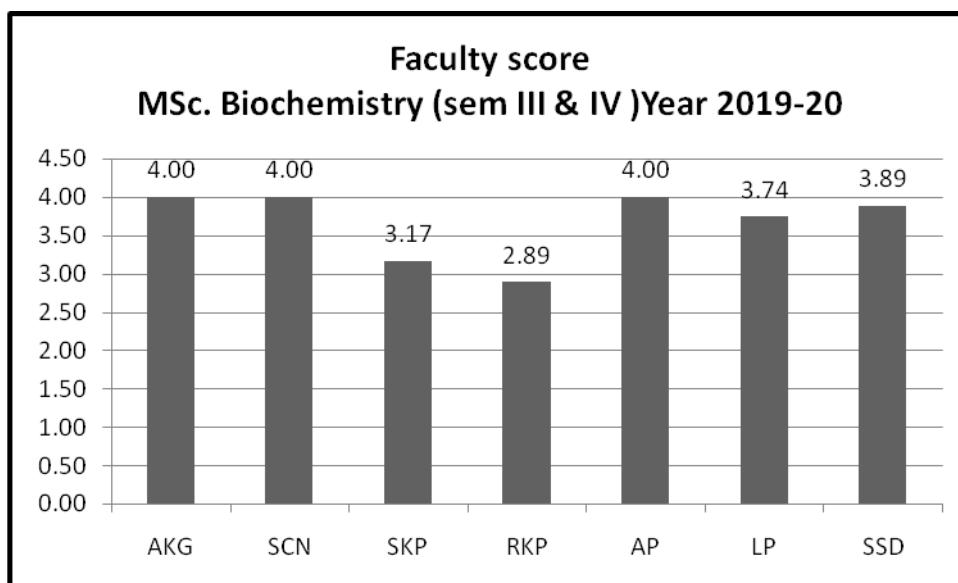
Name of Faculty	No. of Responses	% Response of students			
		Very good	Good	Satisfactory	Unsatisfactory
AKG	11	54.5	45.5	0	0
SCN	5	80	20	0	0
SKP	8	62.5	37.5	0	0
RKP	6	50	50	0	0
AP	7	71.4	28.6	0	0
ARTI	6	50	50	0	0
LP	8	37.5	50	12.5	0
SSD	5	40	60	0	0

MSC BIOCHEMISTRY



MSc Biochemistry (sem I &II): Student percent response to faculty

Name of Faculty	No. of Responses	% Response of students			
		Very good	Good	Satisfactory	Unsatisfactory
AKG	7	71.4	28.6	0	0
SCN	5	80	20	0	0
SKP	8	37.5	62.5	0	0
RKP	8	50	50	0	0
AP	7	28.6	71.4	0	0
ARTI	7	57.1	28.6	14.3	0
AE	10	20	70	10	0
LP	6	33.3	66.7	0	0
MKP	7	42.9	57.1	0	0
SSD	7	42.9	57.1	0	0



MSc Biochemistry (sem III &IV): Student percent response to faculty

Name of Faculty	No. of Responses	% Response of students			
		Very good	Good	Satisfactory	Unsatisfactory
AKG	2	100	0	0	0
SCN	1	100	0	0	0
SKP	2	50	50	0	0
RKP	2	50	0	50	0
AP	2	100	0	0	0
LP	3	100	0	0	0
SSD	3	100	0	0	0

ACTION TAKEN REPORT

In view of the Covid- 19 pandemic, feedback was obtained through online mode,by using Google forms .The grading given by students to the Courses and faculty was circulated among the faculty members with the request for improvement in teaching.

Aditi Niyogi Poddar
Professor in charge
Student feedback, SLS

SOS IN LITERATURE & LANGUSGES

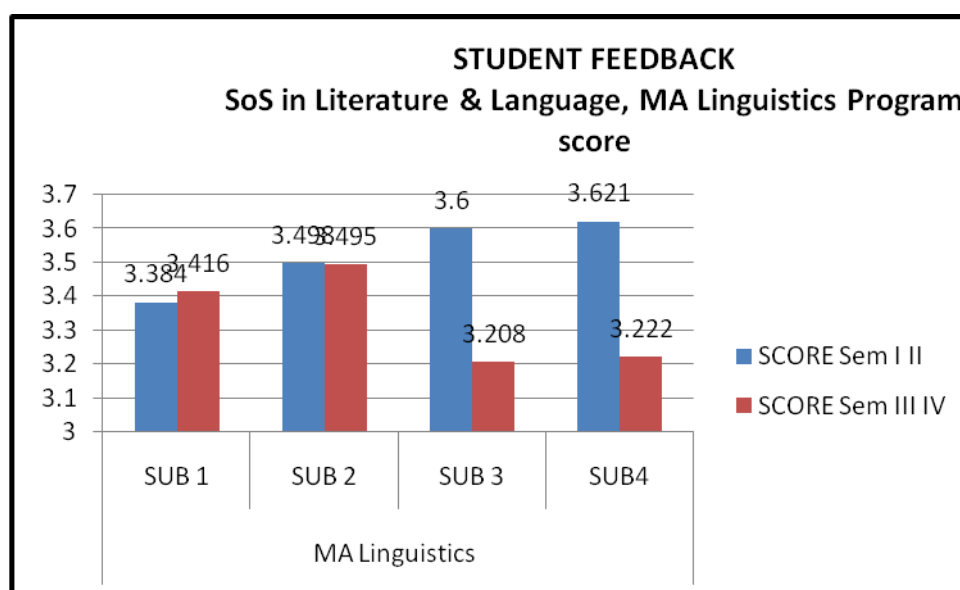
STUDENT FEEDBACK 2019-‘20



Abbreviations used

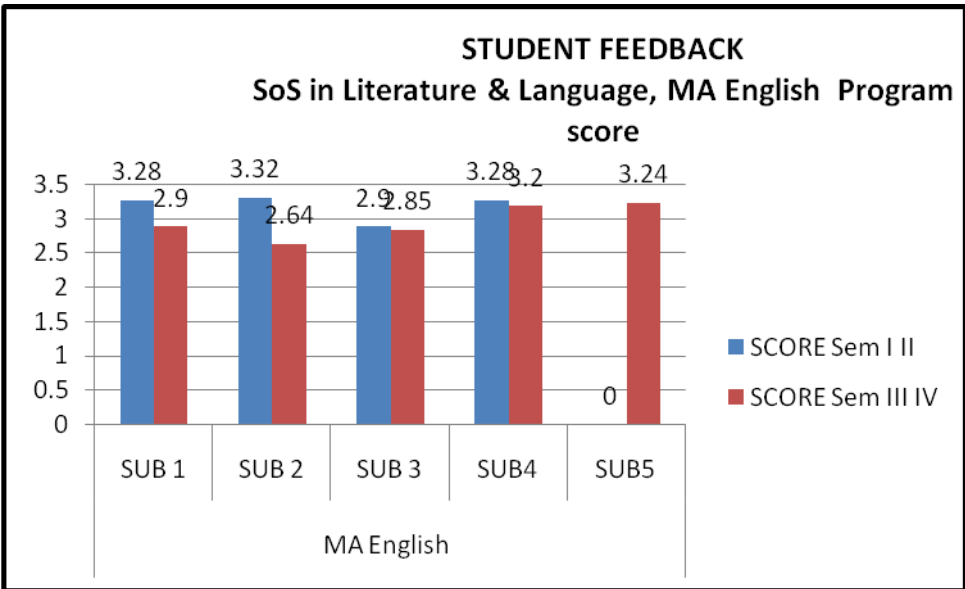
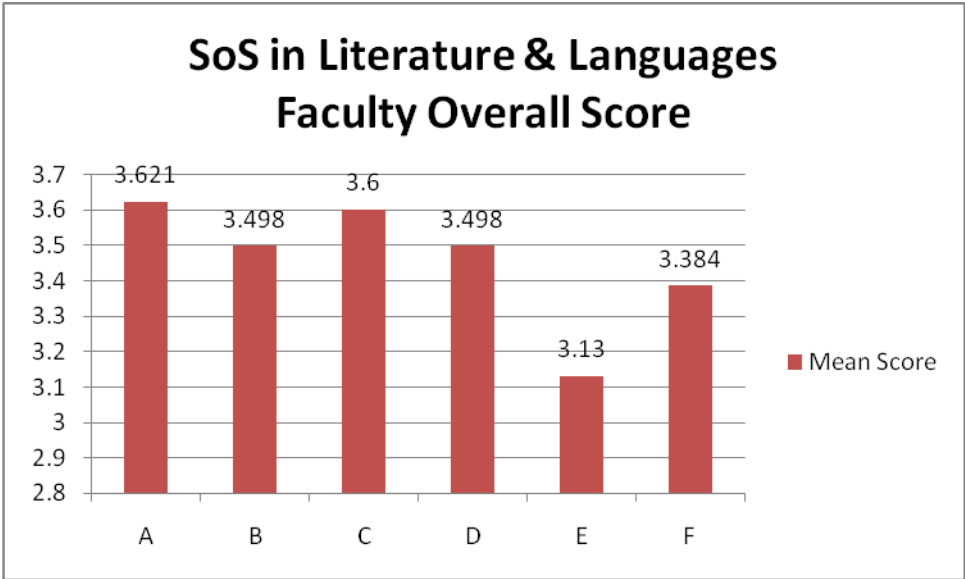
NAMES OF FACULTY			
1	Prof. Shail Sharma	8	Dr. Kaustubh Mani Dwivedi
2	Dr. Madhulata Bara	9	Dr. Saroj Chakradhar
3	Dr. Girajashakar Gutam	10	Dr. Vibhasha Mishra
4	Dr. Smita Sharma	11	Dr. Kumudini Ghal
5	Dr. Mrinalini Karmoker	12	Dr. Reshma Rabbni
6	Dr. Sonal Mishra	13	Shri Baratu Ram Dhruw
7	Dr. Arti Pathak	14	

SCORING			
4	3	2	1
A	B	C	D
Very good	Good	Satisfactory	Unsatisfactory


No. of students participating –MA Linguistics (04); MA Hindi (22);MA English (52); MA Chhattisgarhi (62) = Total 146;Total faculty members[Permanent(02) & Guest Faculty (10)]=11



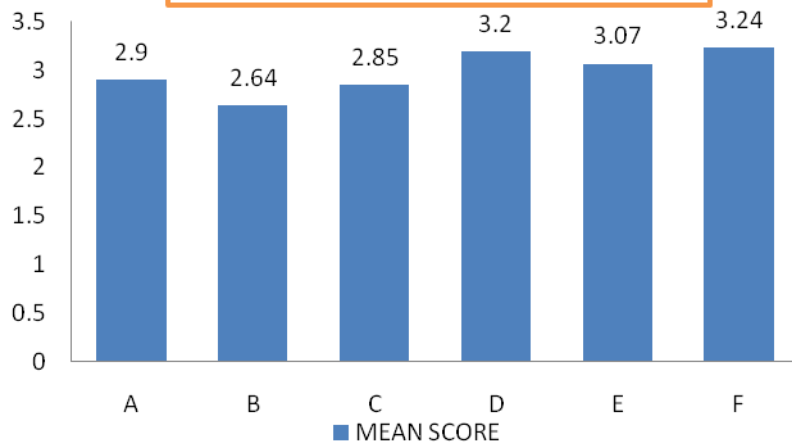


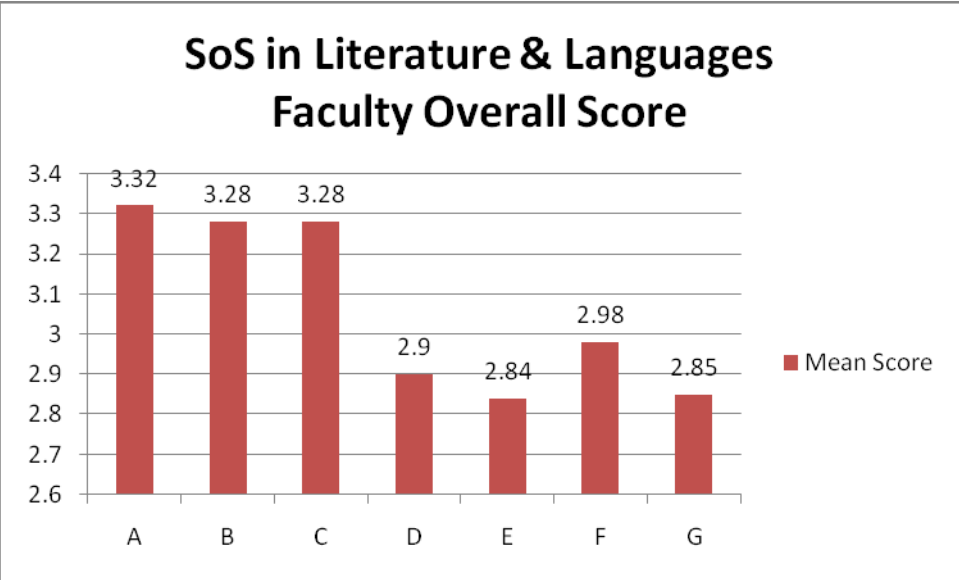
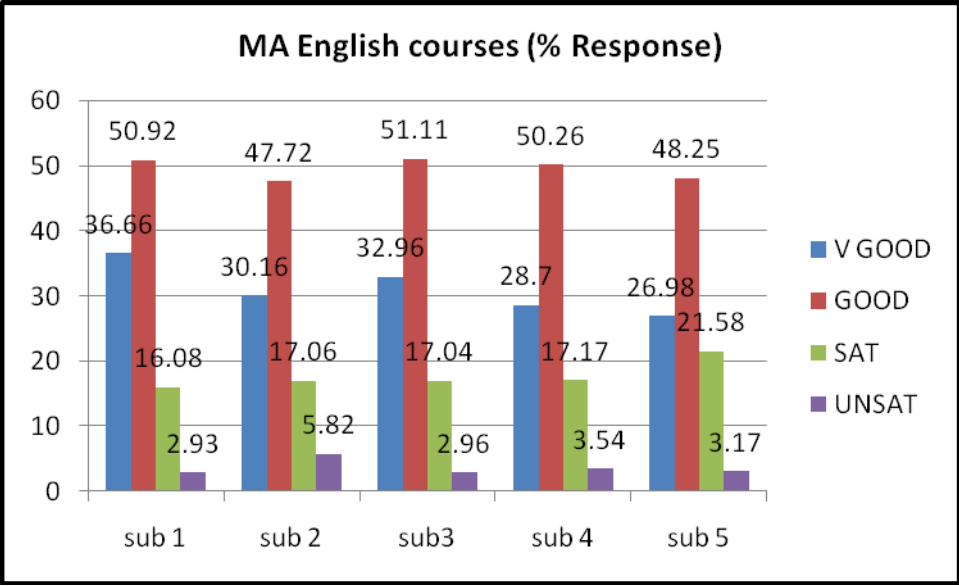



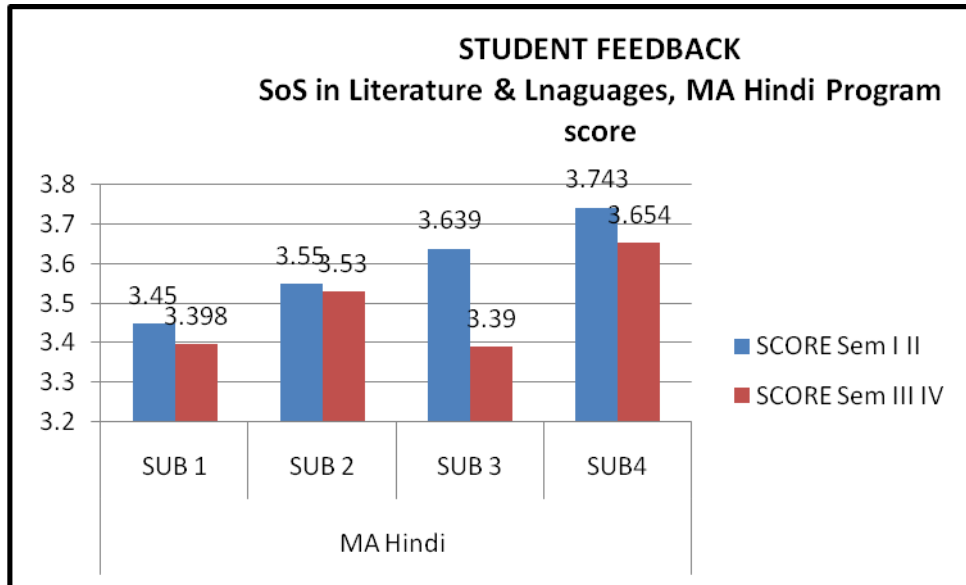
MA English I & II Semester FACULTY SCORE

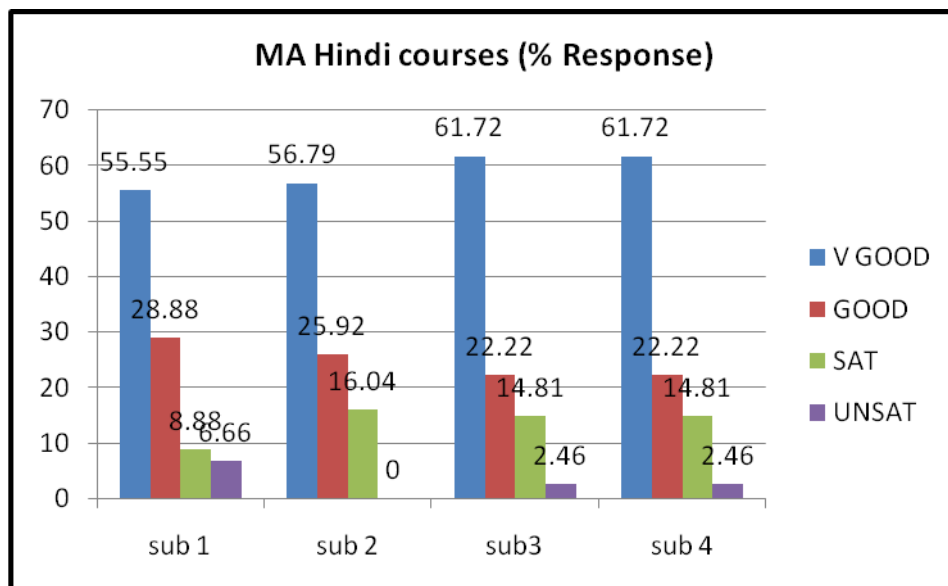
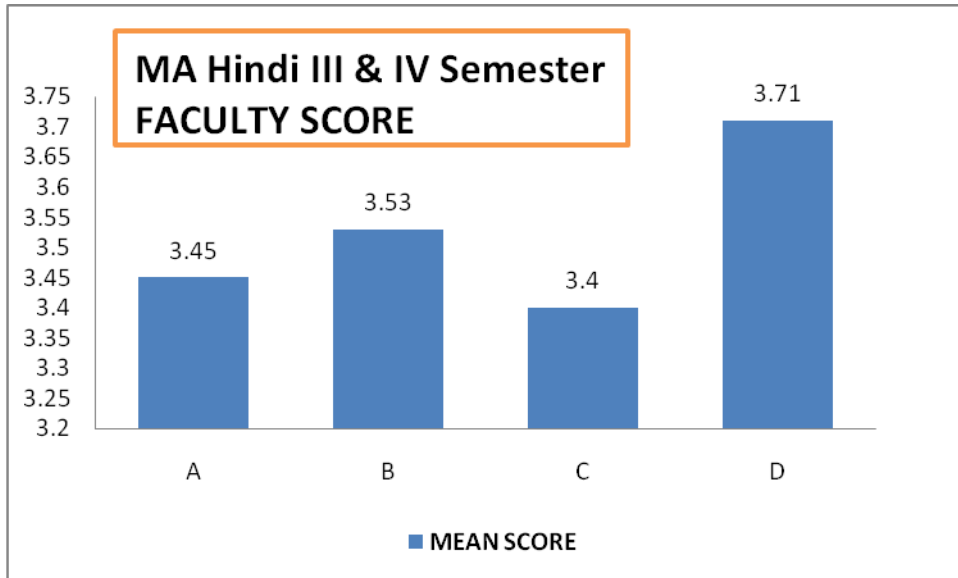


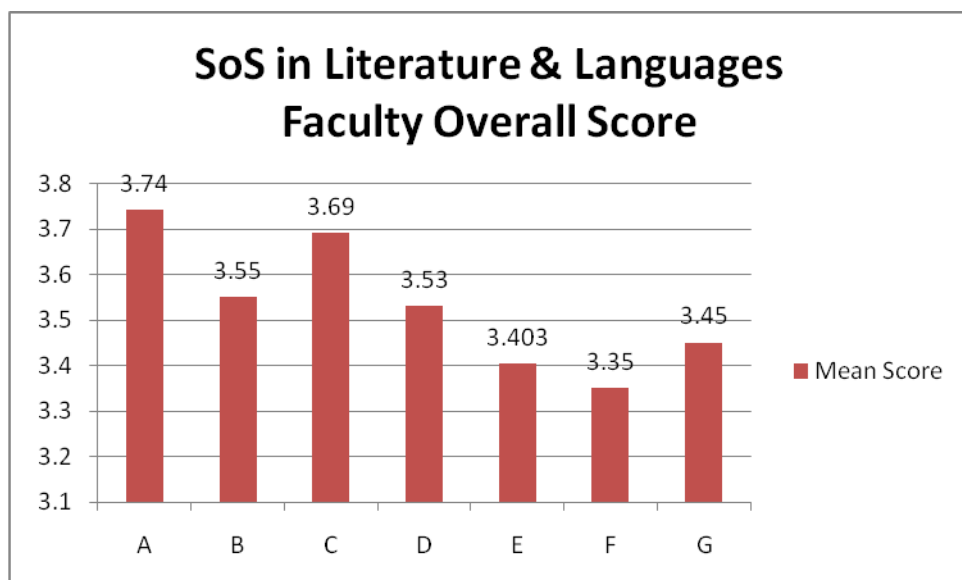
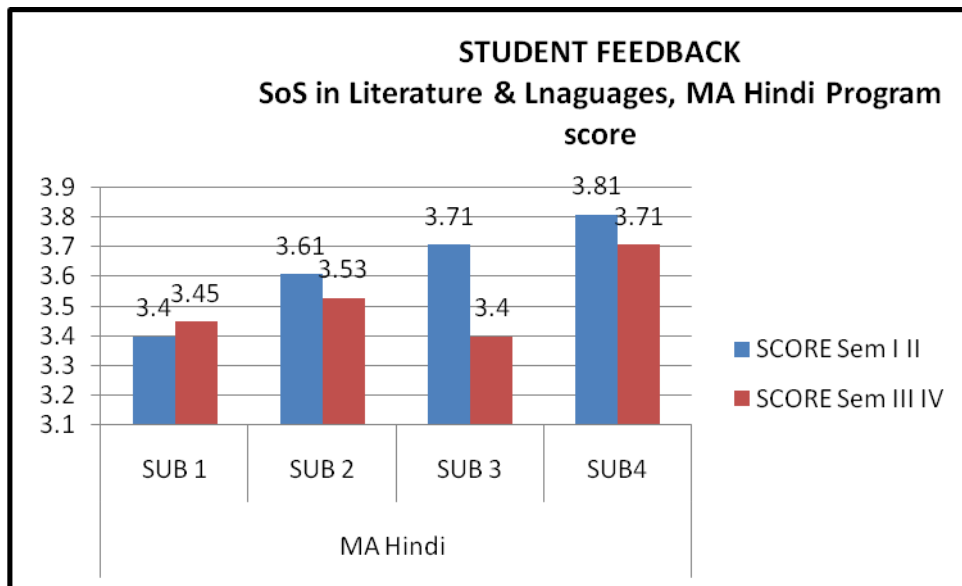
MA English III & IV Semester Faculty Score

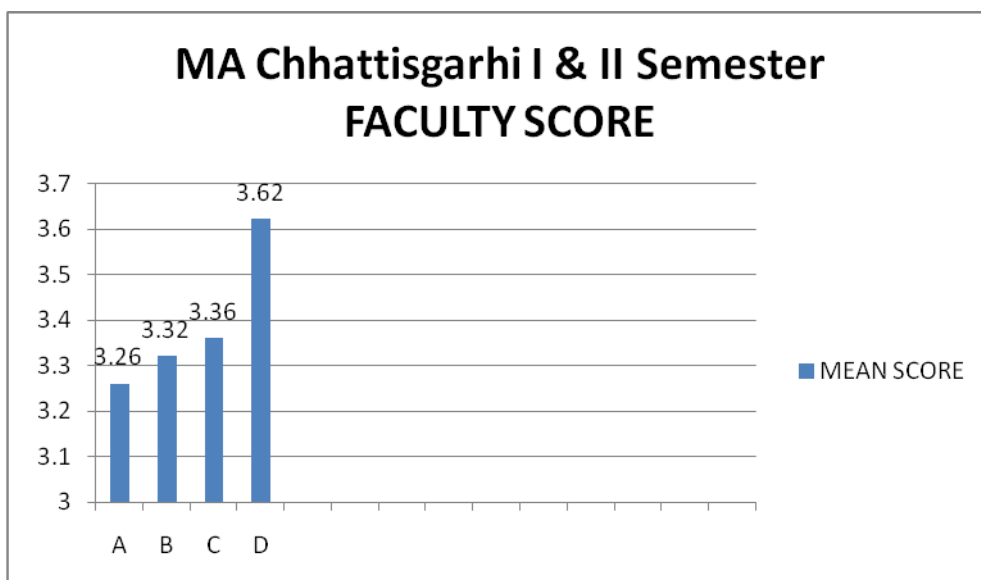
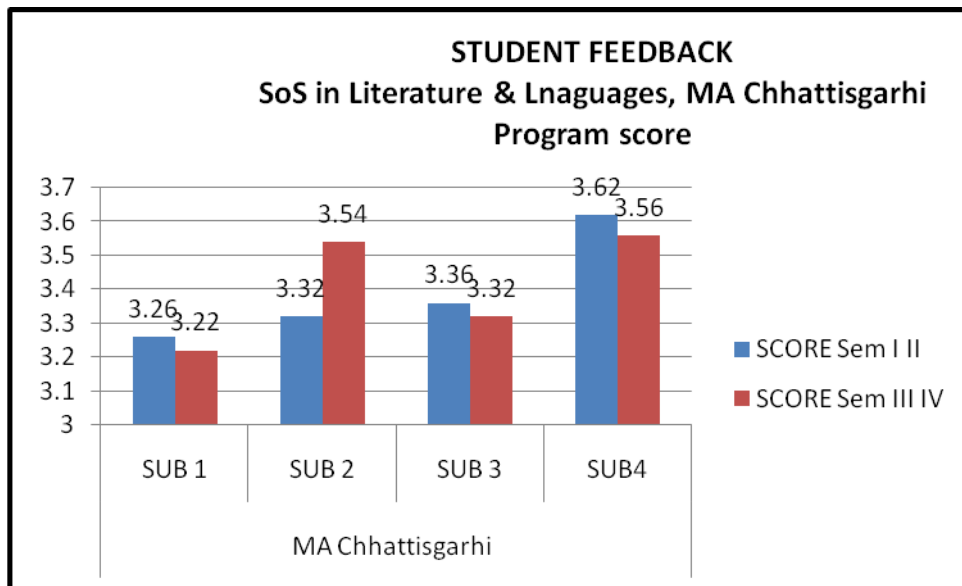


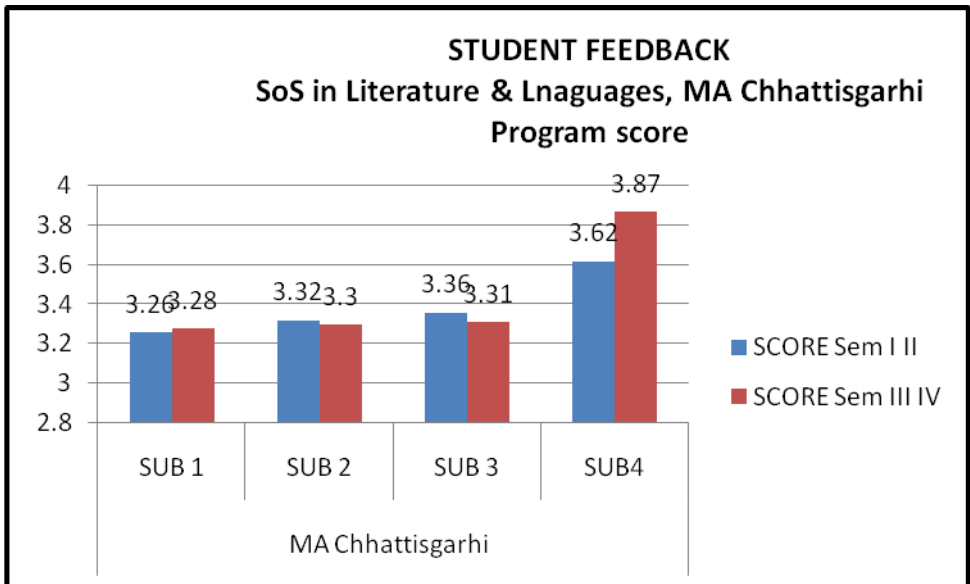
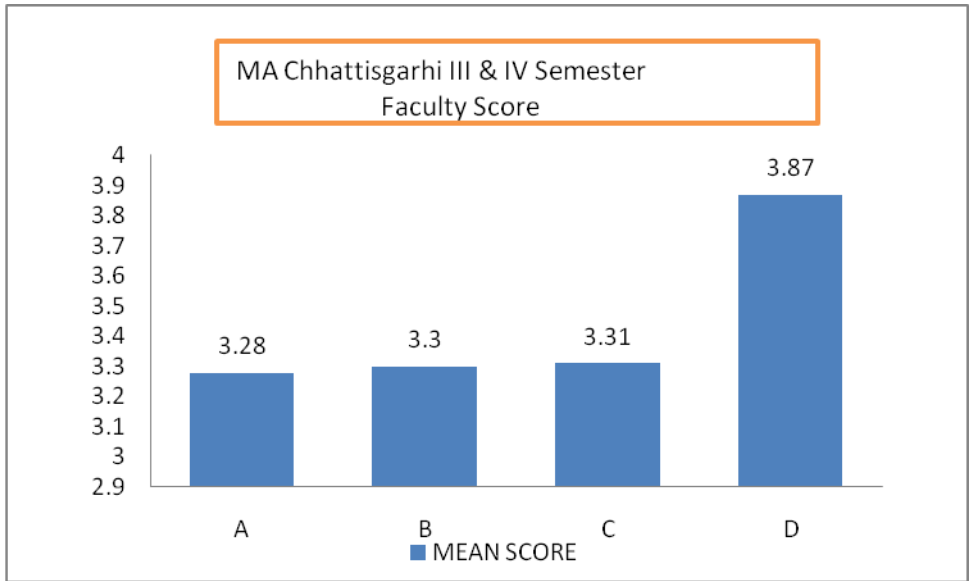


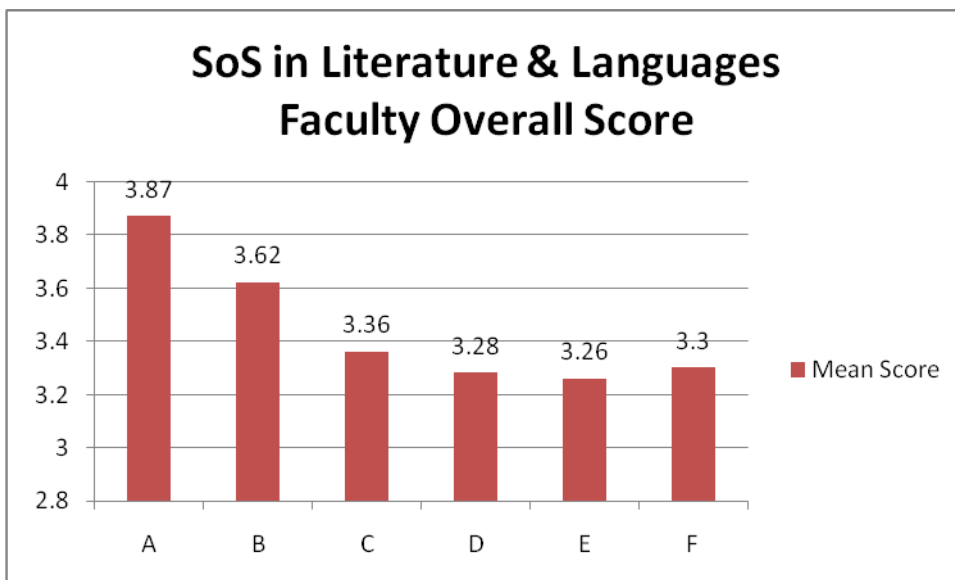
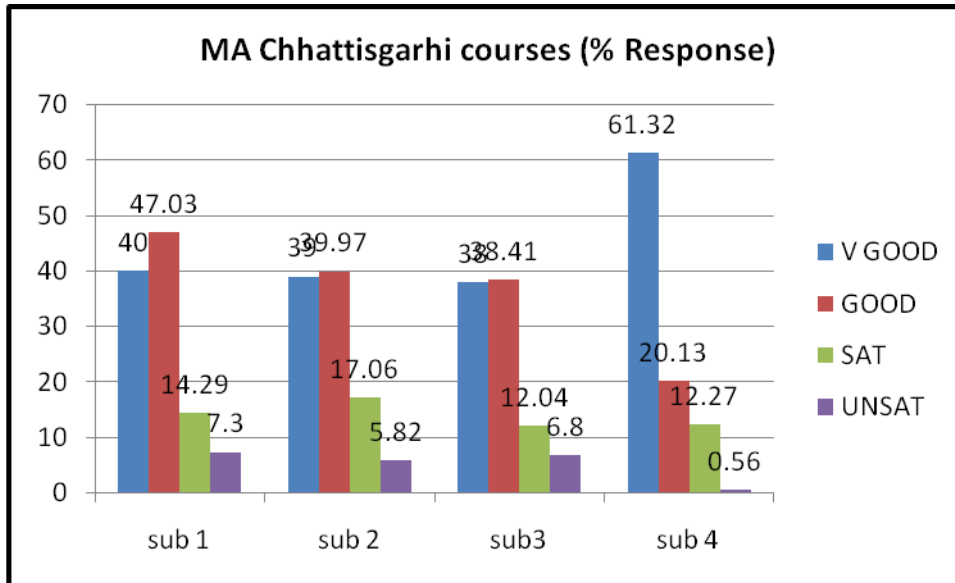












PERCENT RESPONSE TO FACULTY

MA. Linguistics I, II semester

FACULTY	VGOOD	GOOD	SAT	UNSAT
A	46.66	31.11	13.11	8.88
B	57.77	24.44	11.11	6.66
C	55.55	28.88	8.88	6.66
D	71.11	17.77	8.88	0

MA Linguistics III, IV semester

FACULTY	VGOOD	GOOD	SAT	UNSAT
A	66.66	33.33	0	0
B	69.84	17.46	7.93	4.7
C	33.33	27.77	16.66	22.22
D	5.55	66.66	38.88	27.77

MA English I, II semester

FACULTY	VGOOD	GOOD	SAT	UNSAT
A	37.77	48.88	11.85	1.11
B	31.11	48.14	16.66	3.70
C	32.59	50.37	12.96	4.07
E	30.74	52.59	13.33	2.96

MA English III,IV semester

FACULTY	VGOOD	GOOD	SAT	UNSAT
A	35.55	52.96	20.31	4.76
B	29.20	47.30	20.31	6.66
C	33.33	51.85	21.11	1.85
D	26.66	47.93	21.00	4.12
E	26.98	48.25	21.58	3.17

MA Hindi I, II semester

FACULTY	VGOOD	GOOD	SAT	UNSAT
A	55.55	28.88	8.88	6.66
B	56.79	25.92	16.04	0
C	61.72	22.22	14.81	2.46
D	61.72	22.22	14.81	2.46

MA Hindi III, IV semester

FACULTY	VGOOD	GOOD	SAT	UNSAT
---------	-------	------	-----	-------

A	55.55	28.88	8.88	6.66
B	56.79	25.92	16.04	0
C	61.72	22.22	14.81	2.46
D	61.72	22.22	14.81	2.46

MA Chhattisgarhi I, II semester

FACULTY	VGOOD	GOOD	SAT	UNSAT
A	40	47.03	14.29	7.3
B	39	39.97	17.06	5.82
C	38	38.41	12.04	6.8
D	61.32	20.13	12.27	0.56

MA Chhattisgarhi III, IV semester

FACULTY	VGOOD	GOOD	SAT	UNSAT
A	53.33	26.66	11.11	8.88
B	55.55	28.88	8.88	6.66
C	46.66	31.11	13.11	8.88
D	71.11	17.77	8.88	0

ACTION TAKEN REPORT


The overall score given by students to the faculty was circulated among the faculty members including Guest members with the request for improvement in teaching.

Prof. Shail Sharma
Head & Professor in charge
Student feedback, SoS Literature & Language

Students Feedback (2019-21)

Your background for benefiting from the course was	Count
Cannot say	4
Inadequate	1
Just adequate	21
More than adequate	20
कुल योग	46

Count of Your background for benefiting from the course was

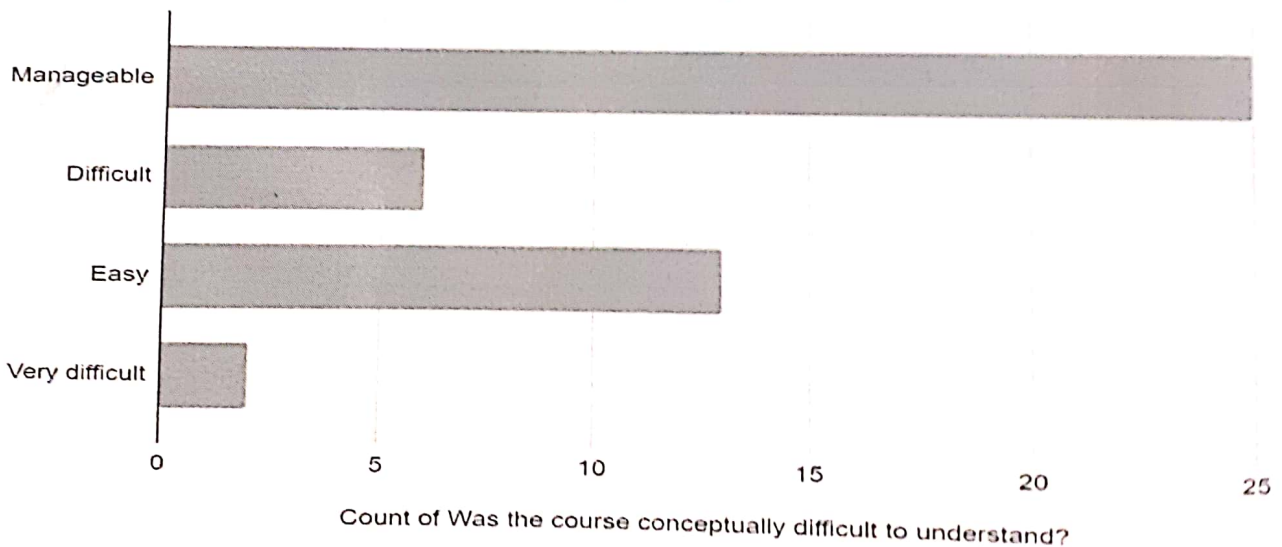


The above table and chart shows that 45.67% of the respondents said that “their background for benefiting the course was” “just adequate”, followed by “more than adequate” (43.47%), “can not Say” (8.69%), and “inadequate” (2.17%) respectively.

Students Feedback (2019-21)

Was the course conceptually difficult to understand?	Count
Difficult	6
Easy	13
Manageable	25
Very difficult	2
कुल योग	46

Count of Was the course conceptually difficult to understand?

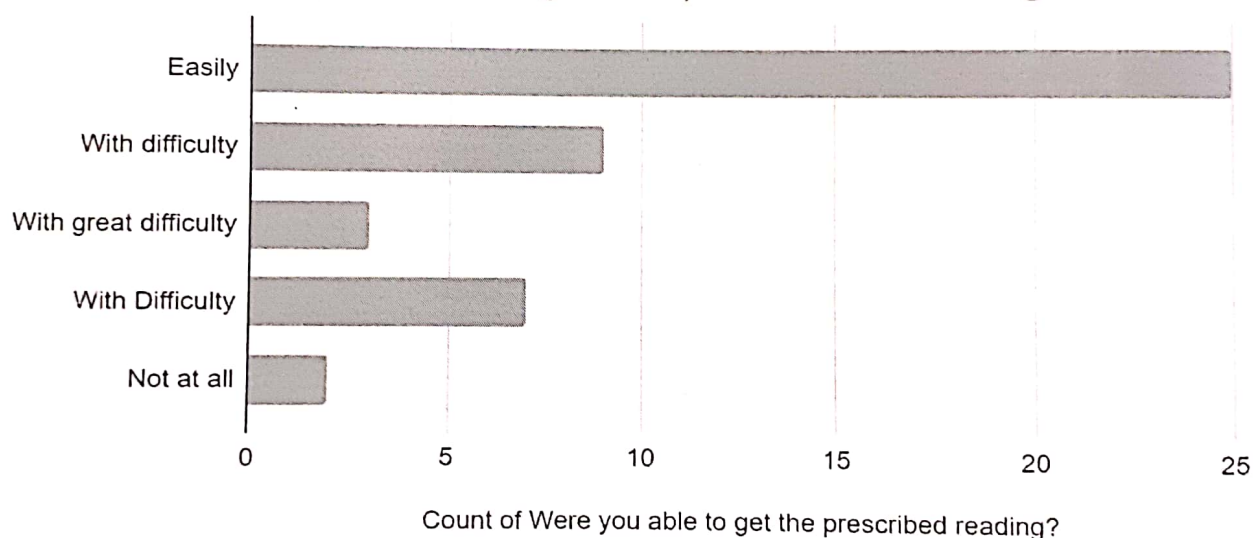


The above table and chart shows that in response to the question "was the course conceptually difficult to understand?" 54.34% of the respondents were of the opinion that the course was "manageable", followed by "easy" (28.26%), "difficult" (13.04%), and "very difficult" (4.34%) respectively.

Students Feedback (2019-21)

Were you able to get the prescribed reading?	COUNT
Easily	25
Not at all	2
With difficulty	16
With great difficulty	3
कुल योग	46

Count of Were you able to get the prescribed reading?

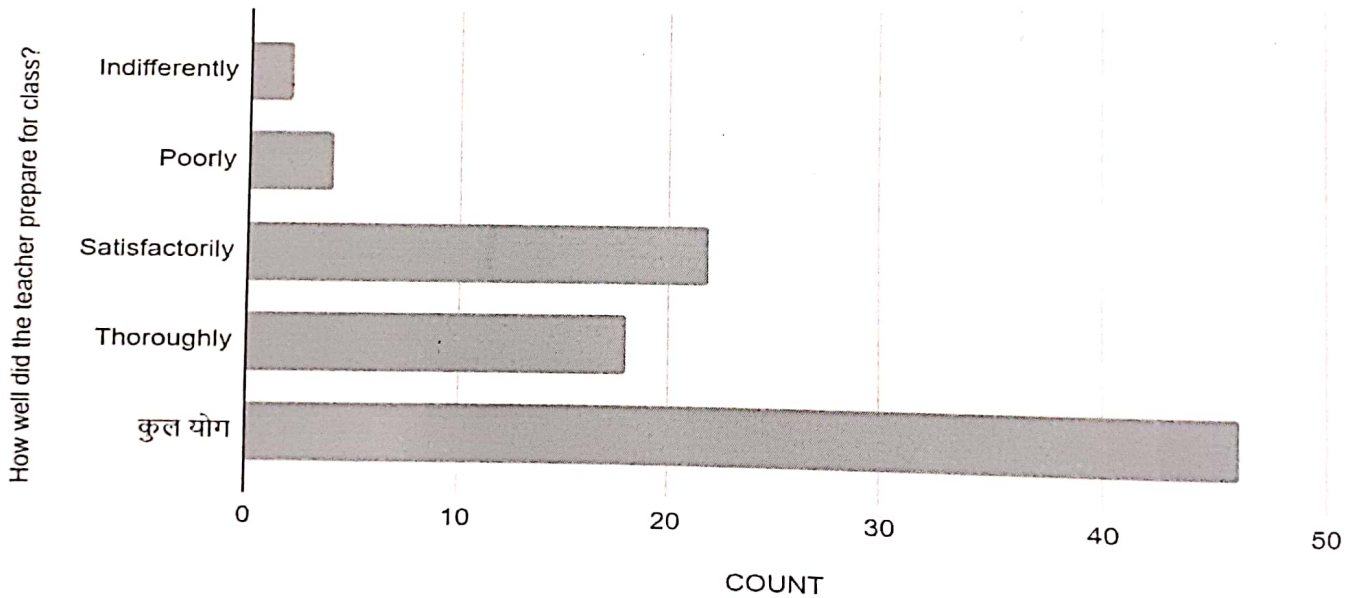


The above table and chart shows that in response to the question “were you able to get the prescribed reading?” 54.34% of the respondents were of the opinion that they were able to get the prescribed reading “easily”, followed by “with difficulty” (34.78%), “with great difficulty” (6.52%), and “not at all” (4.34%) respectively.

Students Feedback (2019-21)

How well did the teacher prepare for class?	COUNT
Indifferently	2
Poorly	4
Satisfactorily	22
Thoroughly	18
कुल योग	46

COUNT vs. How well did the teacher prepare for class?




The above table and chart shows that in response to the question "how well did the teacher prepare for the class?" 47.82% of the respondents were of the opinion that the teacher prepared for the class "satisfactorily", followed by "thoroughly" (39.13%), "poorly" (8.69%), and "indifferently" (4.34%) respectively.

Students Feedback (2019-21)

How helpful was the teacher in advising?	COUNT
Helpful	26
Sometimes helpful	16
Sometimes unhelpful	4
कुल योग	46

Count of How helpful was the teacher in advising?

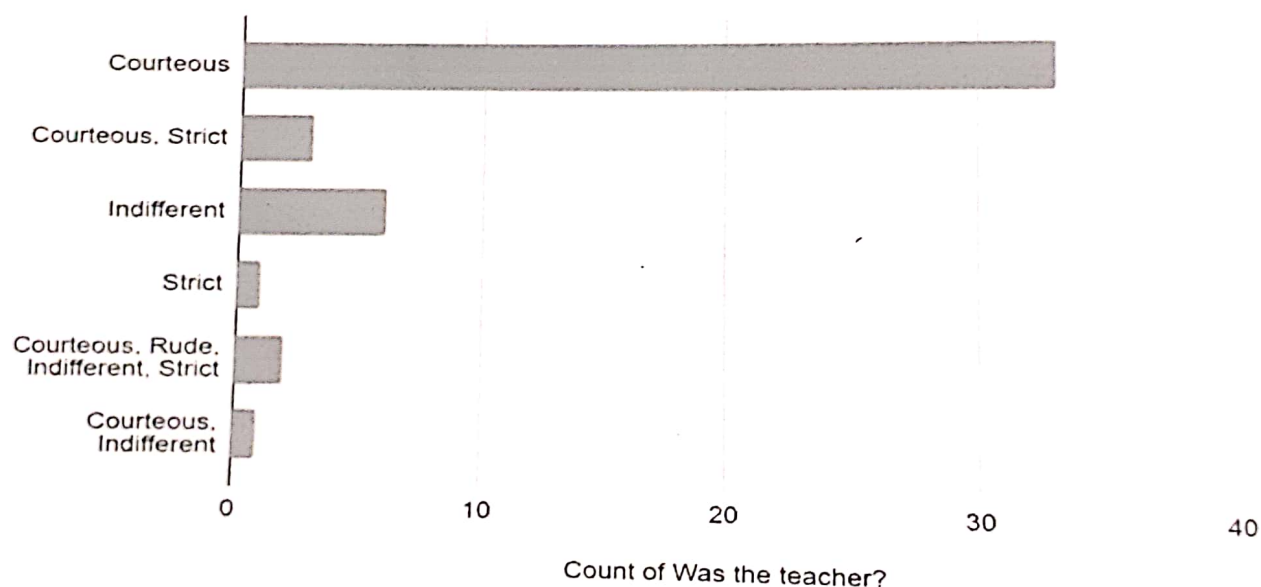


The above table and chart shows that in response to the question "how helpful was the teacher in advising?" 56.52% of the respondents were of the opinion that the teacher was "helpful", followed by "sometimes helpful" (34.78%), "sometimes unhelpful" (8.69%) respectively.

Students Feedback (2019-21)

Was the teacher?	COUNT
Courteous	33
Courteous, Indifferent	1
Courteous, Rude, Indifferent, Strict	2
Courteous, Strict	3
Indifferent	6
Strict	1
कुल योग	46

Count of Was the teacher?

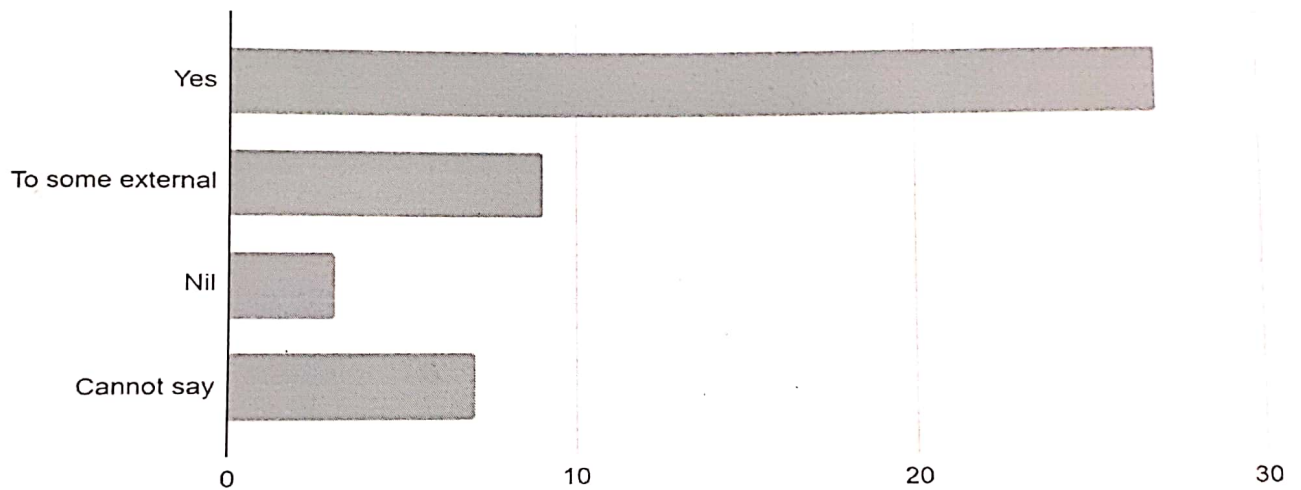


The above table and chart shows that in response to the question "was the teacher?" 71.73% of the respondents were of the opinion that the teacher was "courteous", followed by "indifferent" (13.04%), "courteous and strict" (6.52%), "courteous, rude, indifferent & strict" (4.34%), "courteous and strict" (2.17%), and "strict" (2.17%) respectively.

Students Feedback (2019-21)

Was there any opportunity for personal interaction with the teacher?	COUNT
Cannot say	7
Nil	3
To some external	9
Yes	27
कुल योग	46

Count of Was there any opportunity for personal interaction with teacher?



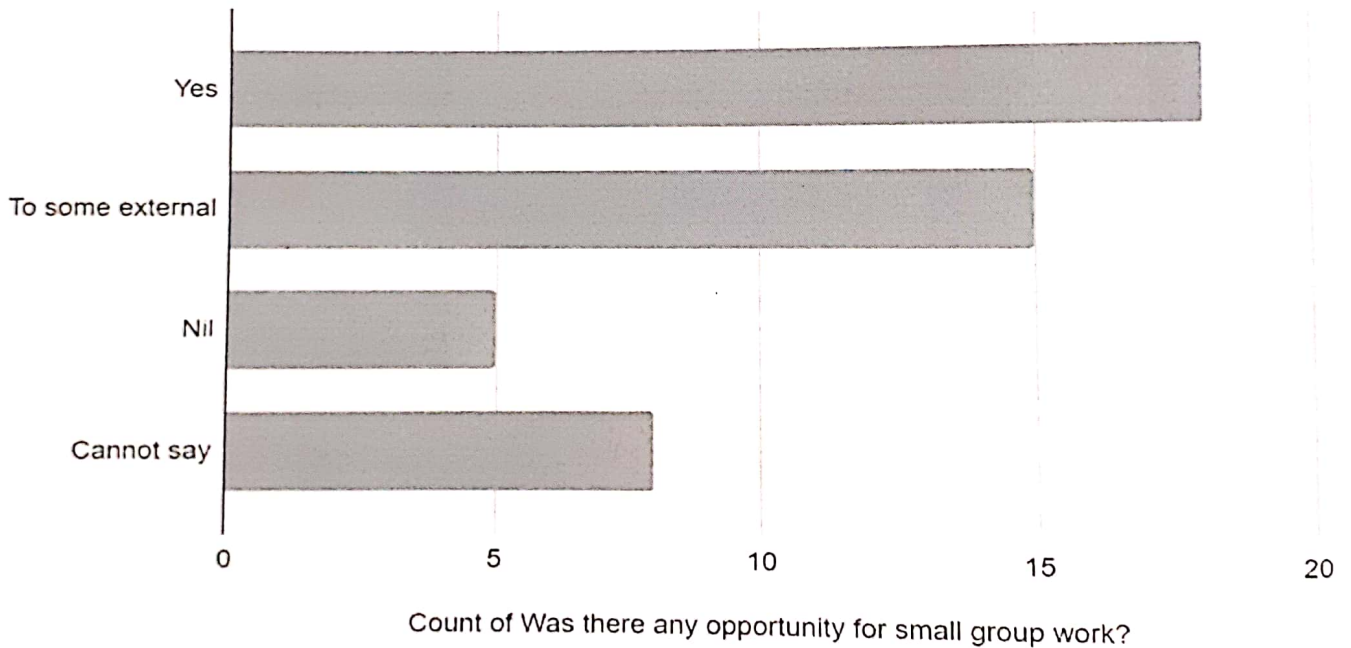
Count of Was there any opportunity for personal interaction with teacher?

The above table and chart shows that in response to the question "was there any opportunity for personal interaction with the teacher?" 58.69% of the respondents were of the opinion "yes", followed by "to some extent" (19.56%), "cannot say" (15.21%), and "nil" (6.52%) respectively.

Students Feedback (2019-21)

Was there any opportunity for small group work?	COUNT
Cannot say	8
Nil	5
To some external	15
Yes	18
कुल योग	46

Count of Was there any opportunity for small group work?

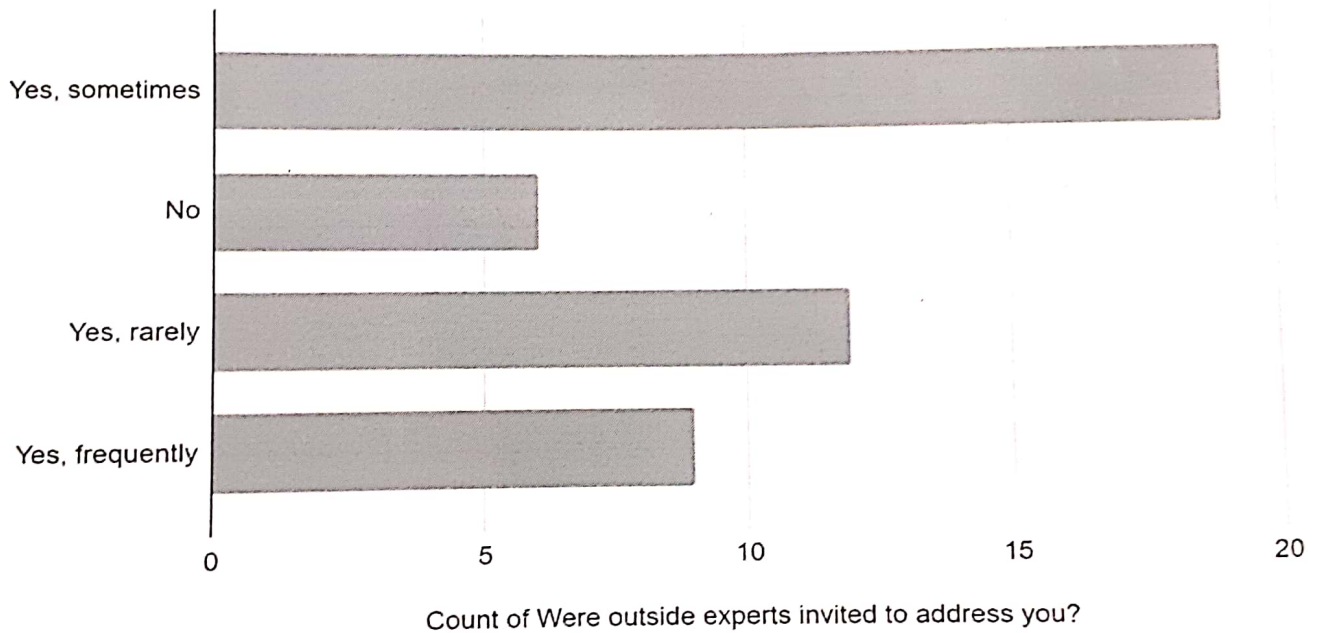


The above table and chart shows that in response to the question "was there any opportunity for small group work?" 39.13% of the respondents were of the opinion "yes", followed by "to some extent" (32.60%), "cannot say" (17.39%), and "nil" (10.86%) respectively.

Students Feedback (2019-21)

Were outside experts invited to address you?	COUNT
No	6
Yes, frequently	9
Yes, rarely	12
Yes, sometimes	19
कुल योग	46

Count of Were outside experts invited to address you?

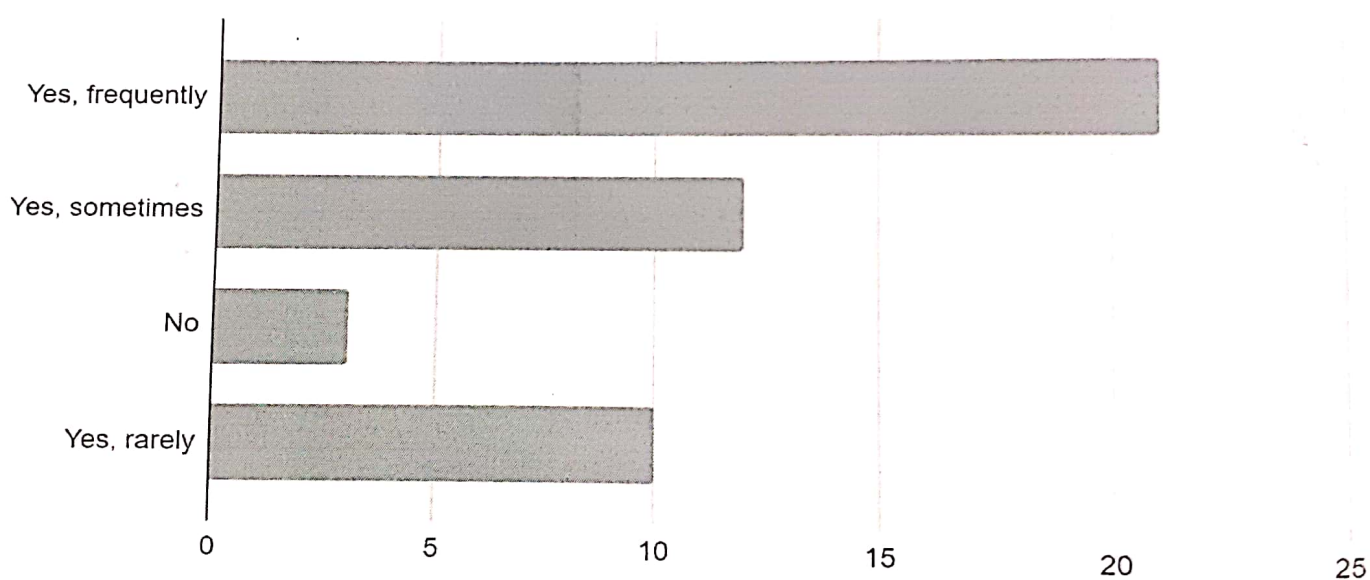


The above table and chart shows that in response to the question "were outsider experts invited to address you?" 41.30% of the respondents were of the opinion "yes, sometimes", followed by "yes, rarely" (26.08%), "yes, frequently" (19.56%), and "no" (13.04%) respectively.

Students Feedback (2019-21)

Were you motivated to attend subject related webinars, online practical classes etc.	COUNT
No	3
Yes, frequently	21
Yes, rarely	10
Yes, sometimes	12
कुल योग	46

Count of Were you motivated to attend subject related webinars, online practical classes etc.



Count of Were you motivated to attend subject related webinars. online practical class...

The above table and chart shows that in response to the question "were you motivated to attend subject related webinars, online practical classes etc.?" 45.65% of the respondents were of the opinion "yes, frequently", followed by "yes, sometimes" (26.08%), "yes, rarely" (21.73%), and "no" (6.52%) respectively.

Action Taken Report

1. E-material was prepared for circulation amongst student for online class.
2. Students were motivated to opt-for online courses for SWAYAM portal.
3. Software was installed for checking students attendance and keeping records during online classes.
4. Tutorial and remedial classes were organised ~~on~~ as per the demands of students.
5. Online interactions between mentor and mentee were arranged on last Saturday of every month.
6. The First lecture of every subject was related with necessity and relevance of the course.

SoS in Mathematics, PRSU, Raipur (C.G.)
STUDENT FEEDBACK ANALYSIS REPORT (2019-20)

SCALE USED	4	3	2	1
	A	B	C	D
	Very Good	Good	Satisfactory	Unatisfactory

AVREVIATIONS USED

MSc (P)	MSc Previous (Sem I/II)
MSc (F)	MSc Previous (Sem III/IV)
BST	Dr. B.S. Thakur
DT	Dr. Dipti Thakur
MYR	Dr. M.R. Yadav
MPG	Mayur Puri Goswami
NR	Nirmala Rai

*Action taken report
Remarks:-*

The overall score given by students to the faculty was circulated among the faculty members.

Nirmala Rai
HEAD

School of Studies in Mathematics
Pt. Navishankar Shukla University
RAIPUR (C. G.) 492010

**STUDENT PERCENT RESPONSE FOR FACULTY
MATHEMATICS SEMESTER I/II**


Name	Very Good	Good	Satisfactory	Unsatisfactory
Dr. Dipti Thakur	61	32	5.67	1.34
Dr. M.R Yaday	60	29	8.67	1.47
Mayur Puri Goswami	60	29	9.67	1.34
Nirmala Rai	61	28	7.67	1.34

**STUDENT PERCENT RESPONSE FOR FACULTY
MATHEMATICS SEMESTER III/IV**

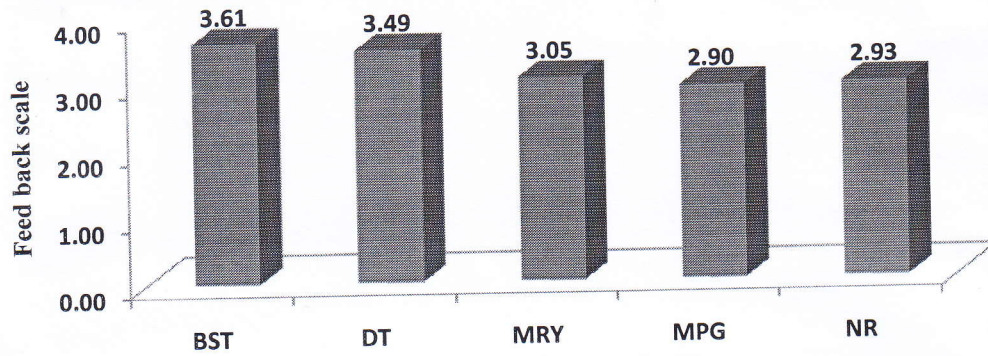
Name	Very Good	Good	Satisfactory	Unsatisfactory
Dr.B.S.Thakur	8.68	46	41	2.13
Dipti Thakur	7.33	45	45	2.67
Dr. M.R Yaday	7	50.33	38.67	3.33
Mayur Puri Goswami	6.6	54	36	3.3
Nirmala Rai	6.6	54.4	36	3.3

**STUDENT PERCENT RESPONSE FOR FACULTY
MATHEMATICS**

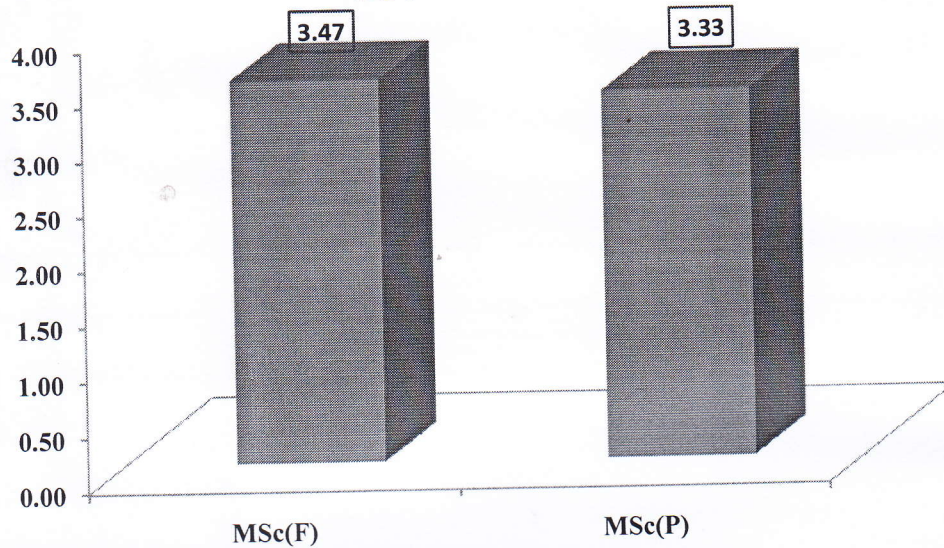
Name	Very Good	Good	Satisfactory	Unsatisfactory
Dr. B.S. Thakur	66.67	28	4.67	0.67
Dr. Dipti Thakur	60	30	8.67	1.34
Dr. M.R Yaday	34	37.62	27.14	1.37
Mayur Puri Goswami	32	32	32	2
Nirmala Rai	32	31	35	2


 HEAD
 School of Studies in Mathematics
 Pt. Ravishankar Shukla University
 BAIPUR [C. G.] 492010

FACULTY SCORE



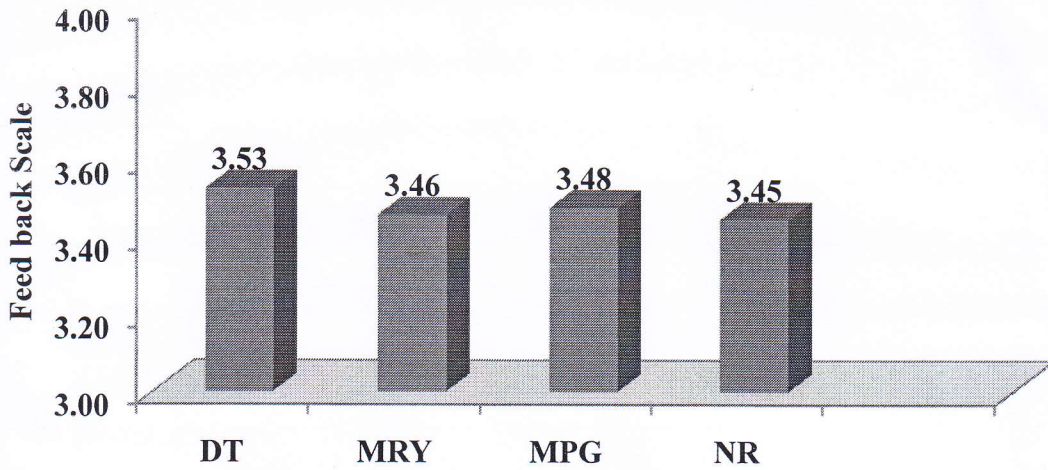
Course score



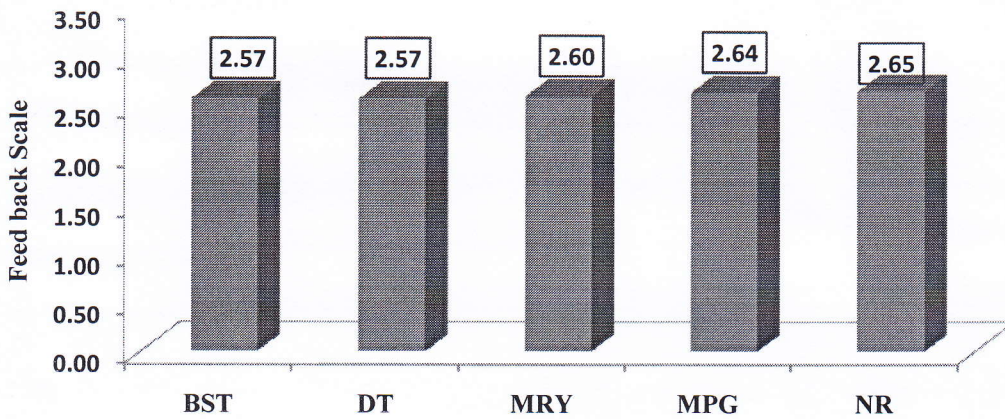
Shankar
HEAD

School of Studies in Mathematics
Pt. Ravishankar Shukla University
RAIPUR [C. G.] 492010

FACULTY SCORE (MATHEMATICS I/II)



FACULTY SCORE (MATHEMATICS III/IV)



Dohy
HEAD

School of Studies in Mathematics
Pt. Ravishankar Shukla University
BAIPUR [C. G.] 492010

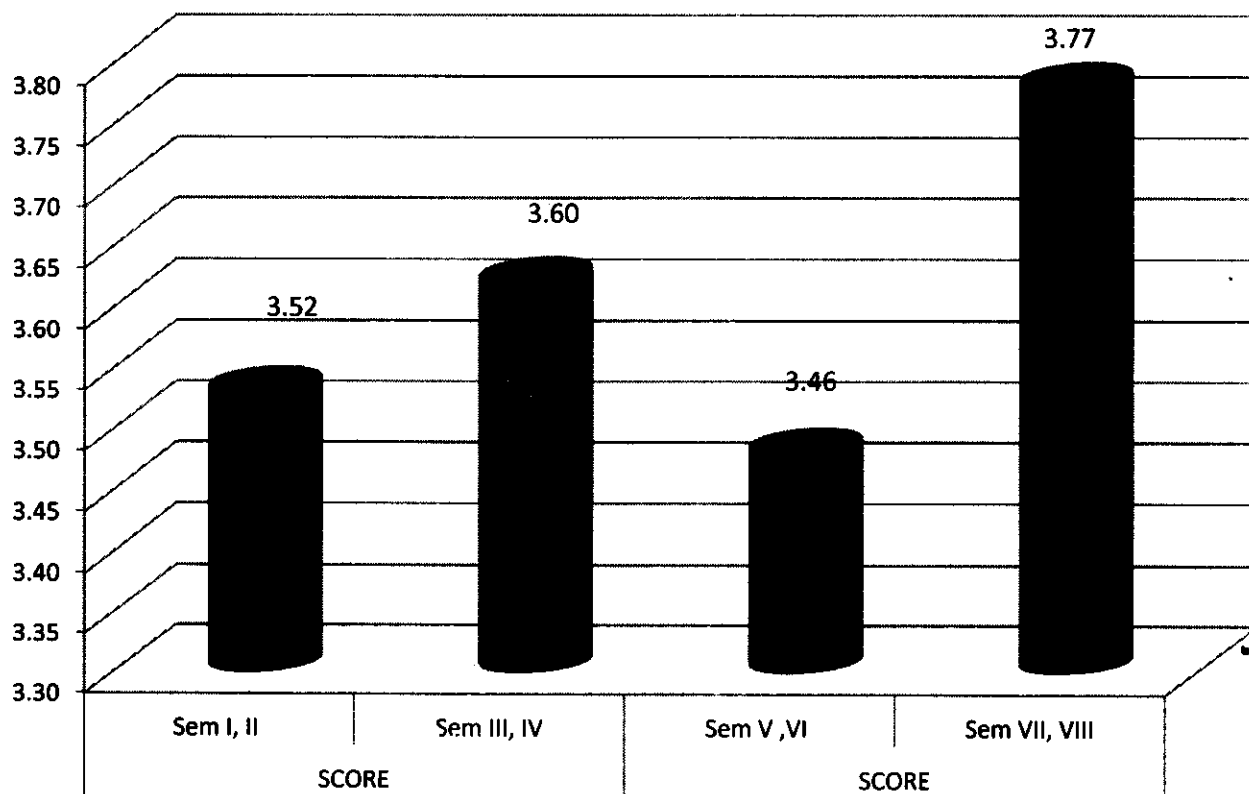
SOS IN PHARMACY

STUDENT FEEDBACK (Session 2019-20)

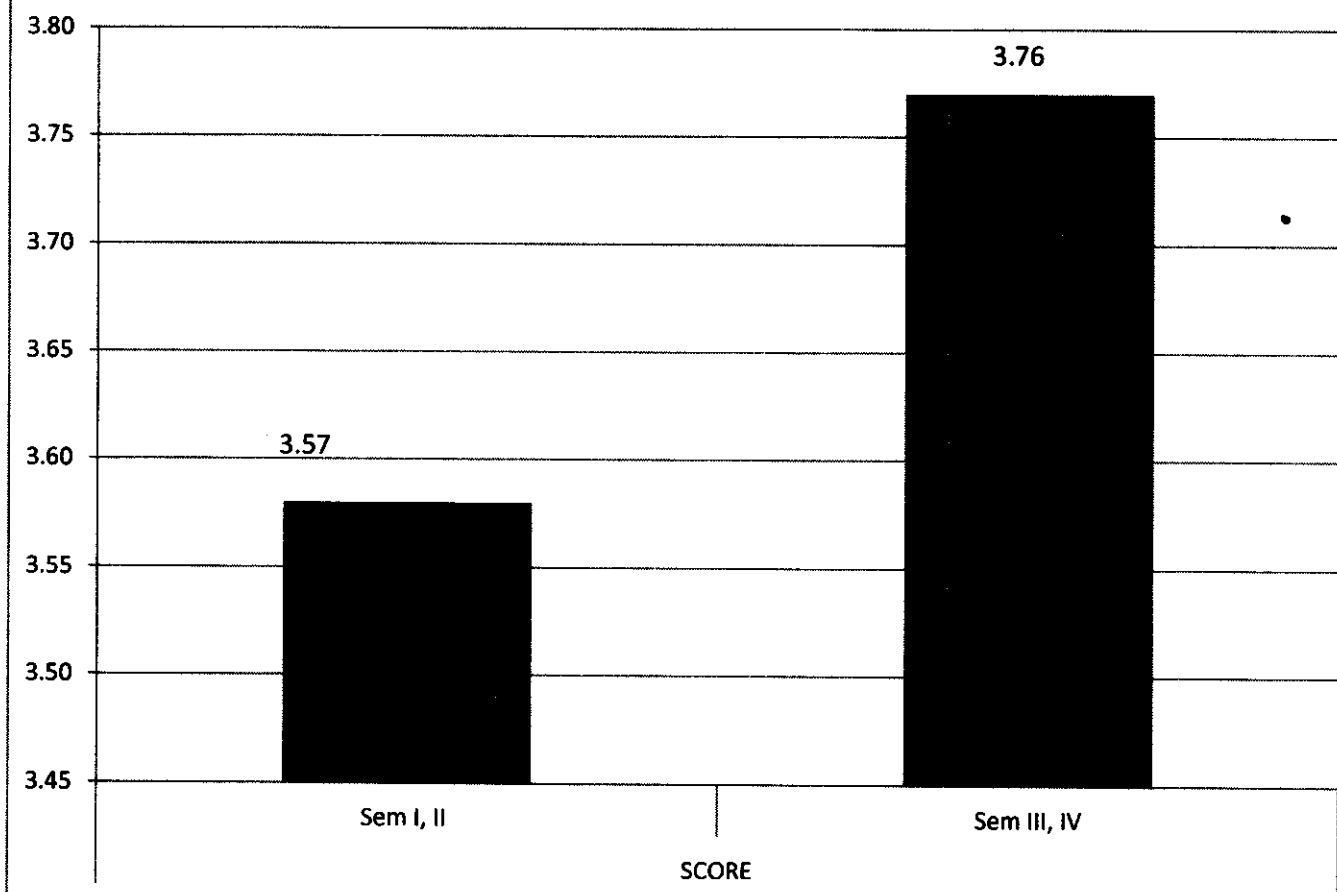
Abbreviations used

NAMES OF FACULTY			
A	Prof. Shailendra Saraf	I	Mr. Rajendra Jangde
B	Prof, Swarnlata Saraf	J	Mr. Rakesh Tirkey
C	Dr. Preeti K. Suresh	K	Mr. Adeep Kujur
D	Dr. S. J. Daharwal	L	Mr. Tuleshwar Sahu
E	Dr. Deependra Singh	M	Ms. Shweta Ramkar
F	Dr. Vishal Jain	N	Mr. Ajay Singh Sarthi
G	Dr. Manju Singh		
H	Dr. Amber Vyas		

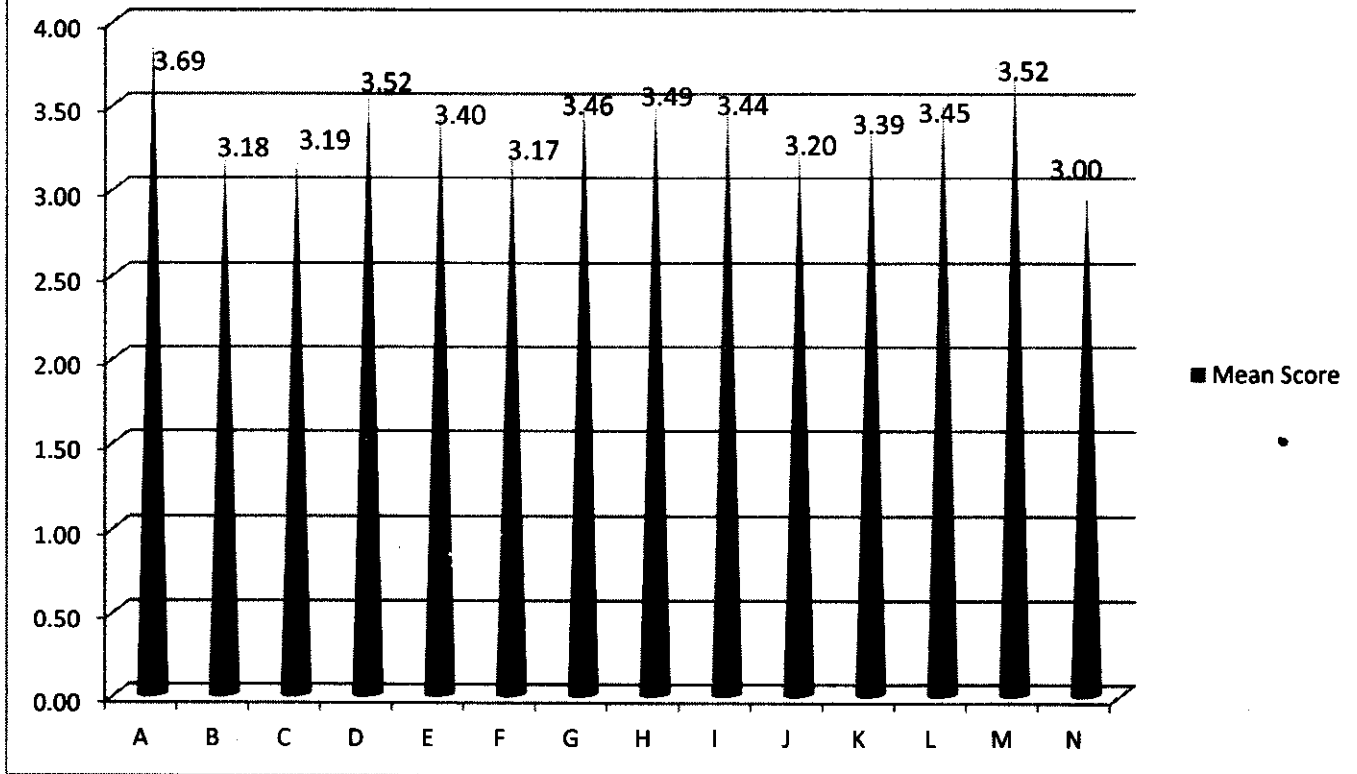
B. Pharm. Course Program Score Session 2019-20



M. Pharm. Course Program Score Session 2019-20



SoS in Pharmacy Faculty Overall Score



STUDENT FEEDBACK SUMMARY REPORT (2019-20)

The student feedback forms (questionnaires 1, 2 and 3) were collected from the students of B. Pharm. and M. Pharm. at the end of every semester.

The thorough analysis of feedback forms stands from very good to satisfactory. Overall good performance of the institute and the faculty members was observed


In/charge Feedback Cell

STUDENT FEEDBACK SUMMARY REPORT (2019-20)

The student feedback forms (questionnaires 1, 2 and 3) were collected from the students of B. Pharm. and M. Pharm. at the end of every semester.

SUGGESTIONS GIVEN BY STUDENTS


1. Industrial visit must be added in the syllabus.
2. Question papers in sessional examinations must be more objective than subjective.
3. Organizing surprise tests.

The feedback received from the students B. Pharm. and M. Pharm (2019-20) was discussed in details in the staff Council meeting. It was unanimously decided to find out the weak points from the feedback and resolve them for improvement. The suggestions made by the students may be also taken into consideration. It was resolved to prepare the action taken report for the feedback.

ACTION TAKEN REPORT

1. The institute is very keen about the Industrial training for students and all efforts will be made in this direction now.
2. Question papers in sessional examinations are both subjective and objective.
3. Surprise tests are organized by faculty members from time to time.

The thorough analysis of feedback forms stands from very good to satisfactory. Overall good performance of the institute and the faculty members was observed


Prof. S. K. Reddy
University of Jammu
P. Jammu
Jammu-180 006 (India)


In/charge Feedback Cell

Class:B.P.Ed 1st Semester 2019-20

Total No. of Students- 16

Questions for Feedback: Questionnaire-1

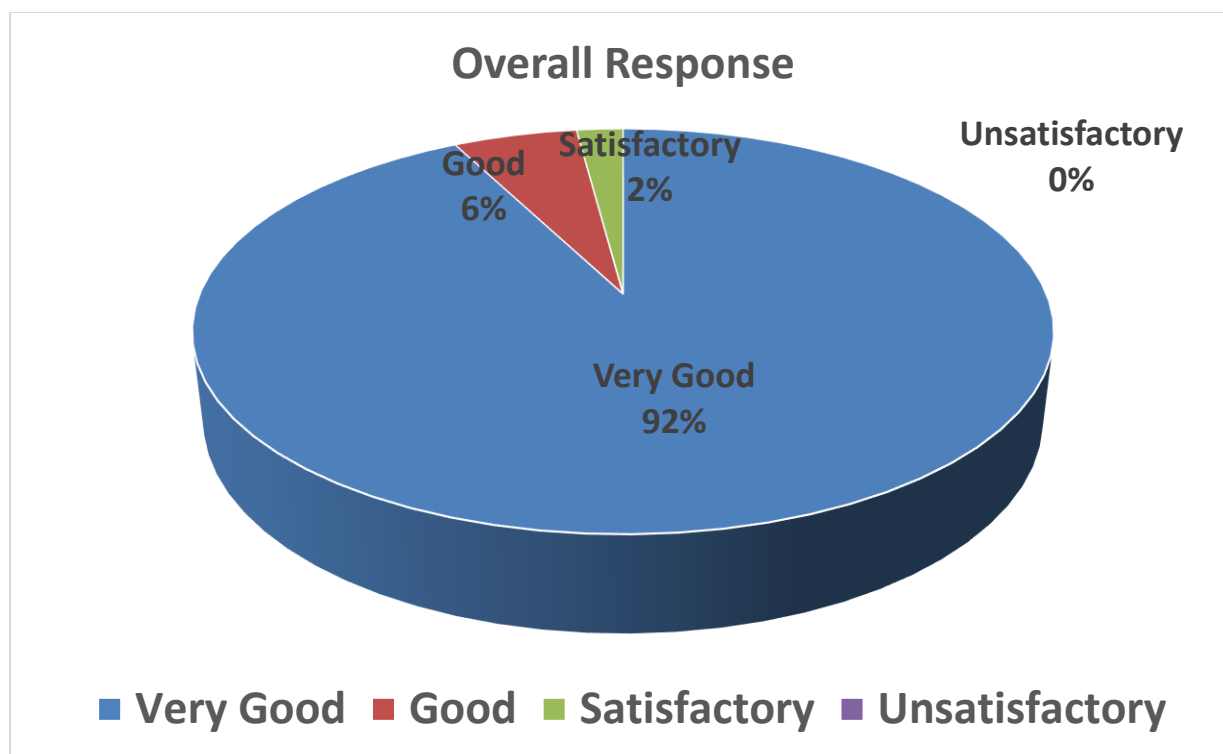
S. No	Question
1.	Depth of the course content including project work, if any
2.	Extent of coverage of course.
3.	Application /relevance to real life situation.
4.	Learning value(in term of knowledge, concepts, manual skills,analyticalabilities and broadening perspectives).
5.	Clarity and relevance of textual reading martial
6.	Relevance of additional source of material(Library).
7.	Extent of effort required by students(You)to cope with the course/program.
8.	Provision of sufficient time for feedback.
9.	Overall rating.

Categories of responses for feedback from students

S. No.	Category for response
1.	Very Good
2.	Good
3.	Satisfactory
4.	Unsatisfactory

S. No	Question	Response			
		Very Good	Good	Satisfactory	Unsatisfactory
1.	A	15	1	0	0
2.	B	14	2	0	0
3.	C	16	0	0	0
4.	D	15	1	0	0
5.	E	13	2	1	0
6.	F	14	1	1	0
7.	G	15	1	0	0

8.	H	16	0	0	0
9.	I	15	0	1	0
TOTAL		133	8	3	0



Class: B.P.Ed 1st Semester 2019-20

Total No. of Students: - 16

S. No.	Subjects	Name of Teacher
1.	Health Education and Environmental Studies	Prof. Reetavenugopal
2.	Anatomy and Physiology	Dr. N.M Ghosh
3.	Officiating and Coaching	Dr. Milind Bhandeo
4.	History Principle Foundation of Physical Education	Mr. Komal Verma

Questions for Feedback: Questionnaire-2

S. No	Question
10.	Knowledge base of the teacher (as perceived by you)
11.	Communication skills (in terms of articulation & comprehensibility)
12.	Sincerity/ Commitment of the teacher

13.	Interest generated by the teacher
14.	Ability to integrate course material with others environment / other issues, to provide a broader perspective
15.	Ability to integrate content with other courses
16.	Accessibility of the teacher in & out of the class (include availability of the teacher to motivate further study & discussion outside class)
17.	Ability to design quizzes /tests/assignment/ examination & projects to evaluate students understanding of the course
18.	Overall rating

Categories of responses for feedback from students

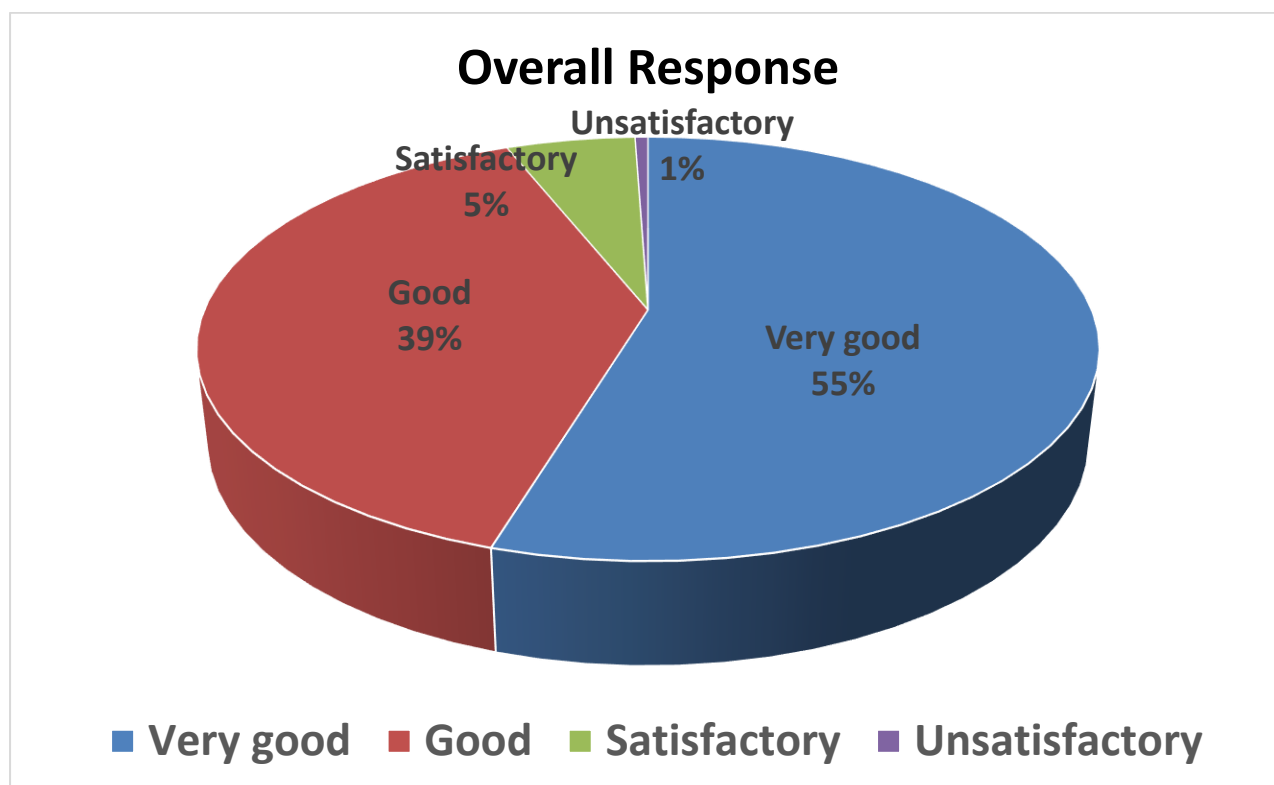
S. No.	Category for response
5.	Very Good
6.	Good
7.	Satisfactory
8.	Unsatisfactory

Feedback

Prof. Reeta Venugopal

Subject: Health Education and Environmental Studies

S.N	Question	Response			
		Verygood	Good	Satisfactory	Unsatisfactory
1.	A	7	28	5	0
2.	B	36	2	2	0
3.	C	35	3	2	0
4.	D	39	1	0	0
5.	E	3	32	7	0
6.	F	0	36	2	2
7.	G	10	30	0	0
8.	H	40	0	0	0
9.	I	28	10	2	0
Total		198	142	20	2

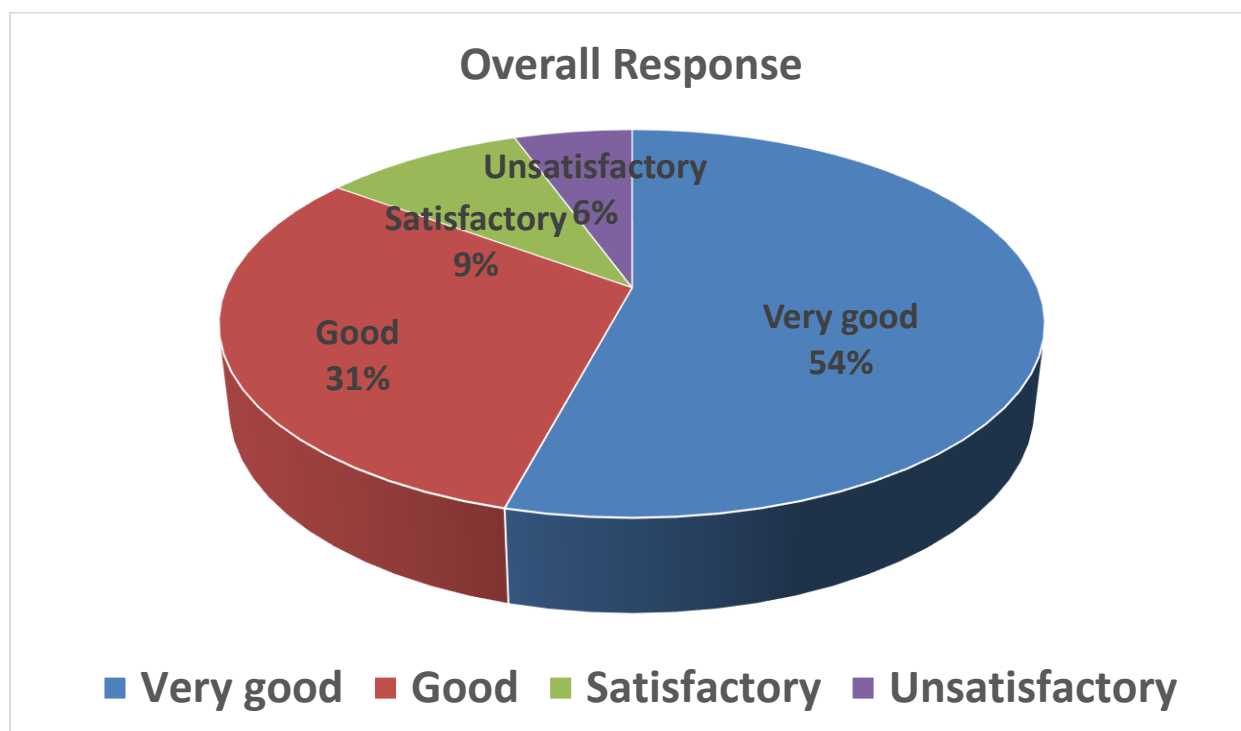


Feedback

Mr. Komal Verma

Subject: History Principle Foundation of Physical Education

S.N	Question	Response			
		Verygood	Good	Satisfactory	Unsatisfactory
1.	A	39	1	0	0
2.	B	30	10	0	0
3.	C	10	28	2	0
4.	D	31	1	0	0
5.	E	14	16	10	0
6.	F	10	10	10	10
7.	G	10	12	8	10
8.	H	22	28	0	0
9.	I	30	6	4	0
Total		196	112	34	20

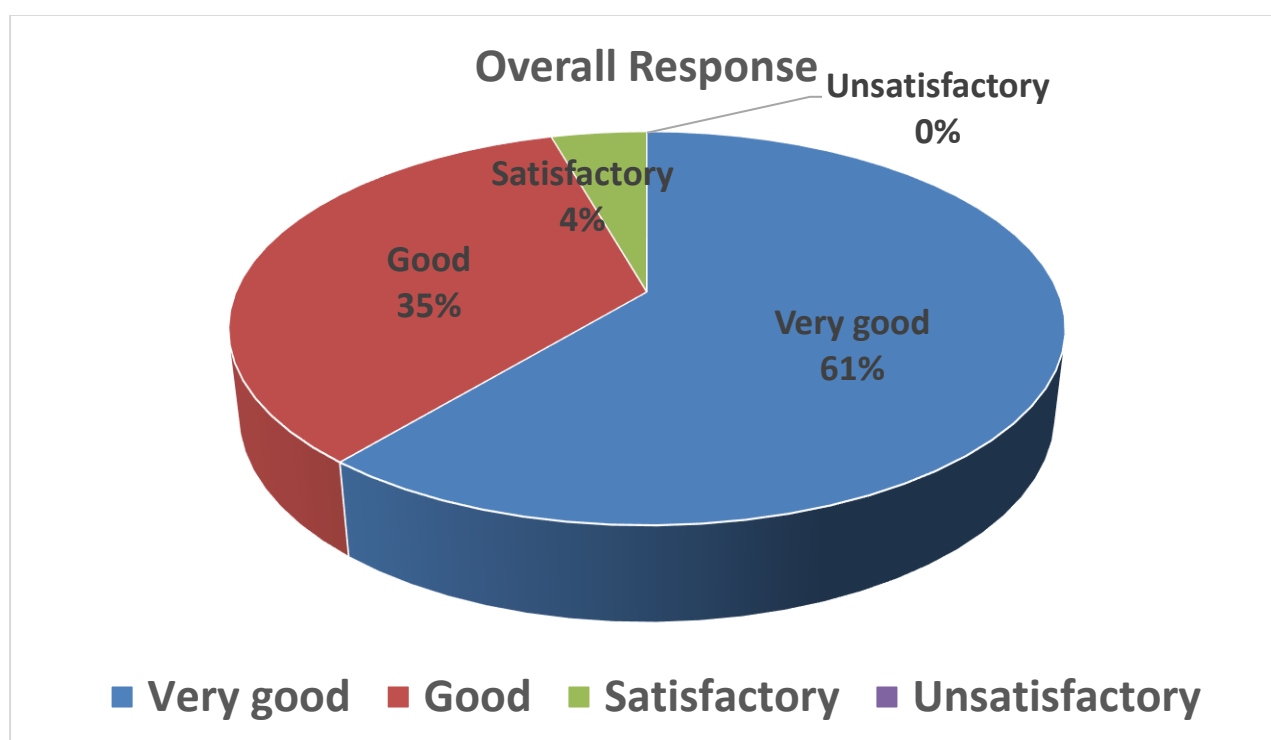


Feedback

Dr. Milind Bhandeo

Subject: Officiating and Coaching

S.N	Question	Response			
		Verygood	Good	Satisfactory	Unsatisfactory
1.	A	28	10	2	0
2.	B	30	10	0	0
3.	C	36	2	2	0
4.	D	1	39	0	0
5.	E	1	29	10	0
6.	F	10	29	1	0
7.	G	38	2	0	0
8.	H	36	3	1	0
9.	I	31	1	0	0
Total		221	125	16	0



Feedback

Dr. N.M Ghosh

Subject: Anatomy and Physiology

S.N	Question	Response			
		Verygood	Good	Satisfactory	Unsatisfactory
1.	A	30	5	5	0
2.	B	28	7	5	0
3.	C	28	5	7	0
4.	D	5	28	7	0
5.	E	30	5	5	2
6.	F	31	9	0	1
7.	G	36	2	2	0
8.	H	32	8	0	0
9.	I	39	1	0	0
Total		259	70	31	3



Class B.P.Ed 2nd Semester(2019-20)

Total No. of Students -32

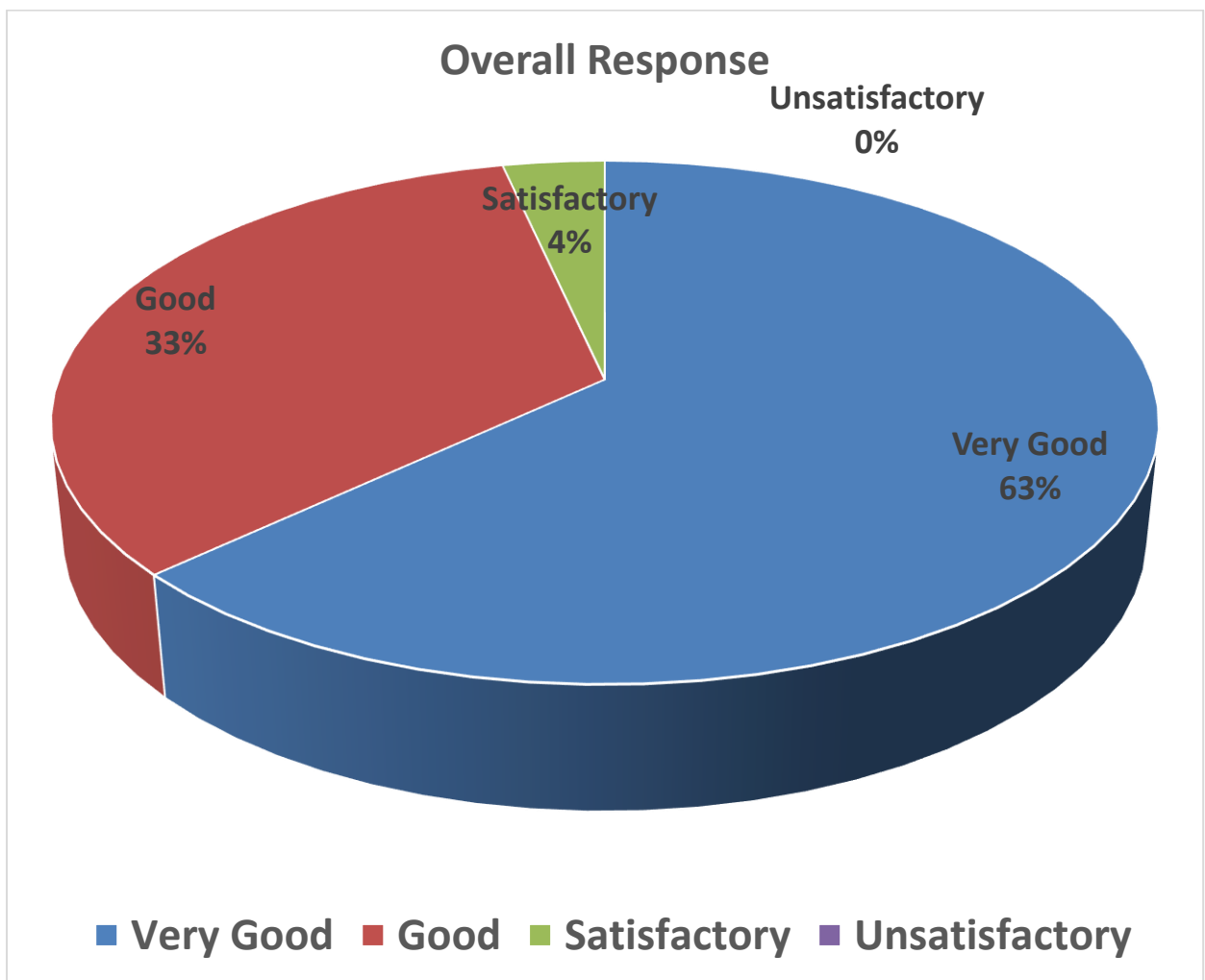
Questions for Feedback: Questionnaire-1

S. No	Question
19.	Depth of the course content including project work, if any
20.	Extent of coverage of course.
21.	Application /relevance to real life situation.
22.	Learning value(in term of knowledge, concepts, manual skills,analyticalabilities and broadening perspectives).
23.	Clarity and relevance of textual reading martial
24.	Relevance of additional source of material(Library).
25.	Extent of effort required by students(You)to cope with the course/program.
26.	Provision of sufficient time for feedback.
27.	Overall rating.

Categories of responses for feedback from students

S. No.	Category for response
9.	Very Good
10.	Good
11.	Satisfactory
12.	Unsatisfactory

S. No	Question	Response			
		Very Good	Good	Satisfactory	Unsatisfactory
1.	A	21	9	2	0
2.	B	19	13	0	0
3.	C	21	9	2	0
4.	D	25	6	1	0
5.	E	22	8	1	0
6.	F	16	14	2	0
7.	G	19	13	0	0
8.	H	13	19	0	0
9.	I	25	5	2	0
TOTAL		181	96	10	0



Class:B.P.Ed 2nd Semester 2019-20

Total No. of Students: - 42

S. No.	Subjects	Name of Teacher
5.	Sports Nutrition and Weight Management	Prof. Reetavenugopal
6.	Yoga Education	Prof. Rajeev Choudhary
7.	Organization & Administration	Dr. Milind Bhandeo
8.	Education Technology and Methods of Teaching in physical Education	Mr. Komal Verma

Questions for Feedback: Questionnaire-2

S. No	Question
28.	Knowledge base of the teacher (as perceived by you)
29.	Communication skills (in terms of articulation & comprehensibility)
30.	Sincerity/ Commitment of the teacher
31.	Interest generated by the teacher
32.	Ability to integrate course material with others environment / other issues, to provide a broader perspective
33.	Ability to integrate content with other courses
34.	Accessibility of the teacher in & out of the class (include availability of the teacher to motivate further study & discussion outside class)
35.	Ability to design quizzes /tests/assignment/ examination & projects to evaluate students understanding of the course
36.	Overall rating

Categories of responses for feedback from students

S. No.	Category for response
13.	Very Good
14.	Good
15.	Satisfactory
16.	Unsatisfactory

Feedback

Prof. Reeta Venugopal

Subject: Sports Nutrition and Weight Management

S.N	Question	Response			
		Verygood	Good	Satisfactory	Unsatisfactory
10.	A	18	22	2	0
11.	B	22	18	2	0
12.	C	26	10	3	3
13.	D	10	32	0	0
14.	E	32	10	0	0
15.	F	36	4	2	0
16.	G	10	26	4	2
17.	H	20	20	2	0
18.	I	10	10	20	2
Total		184	152	35	7

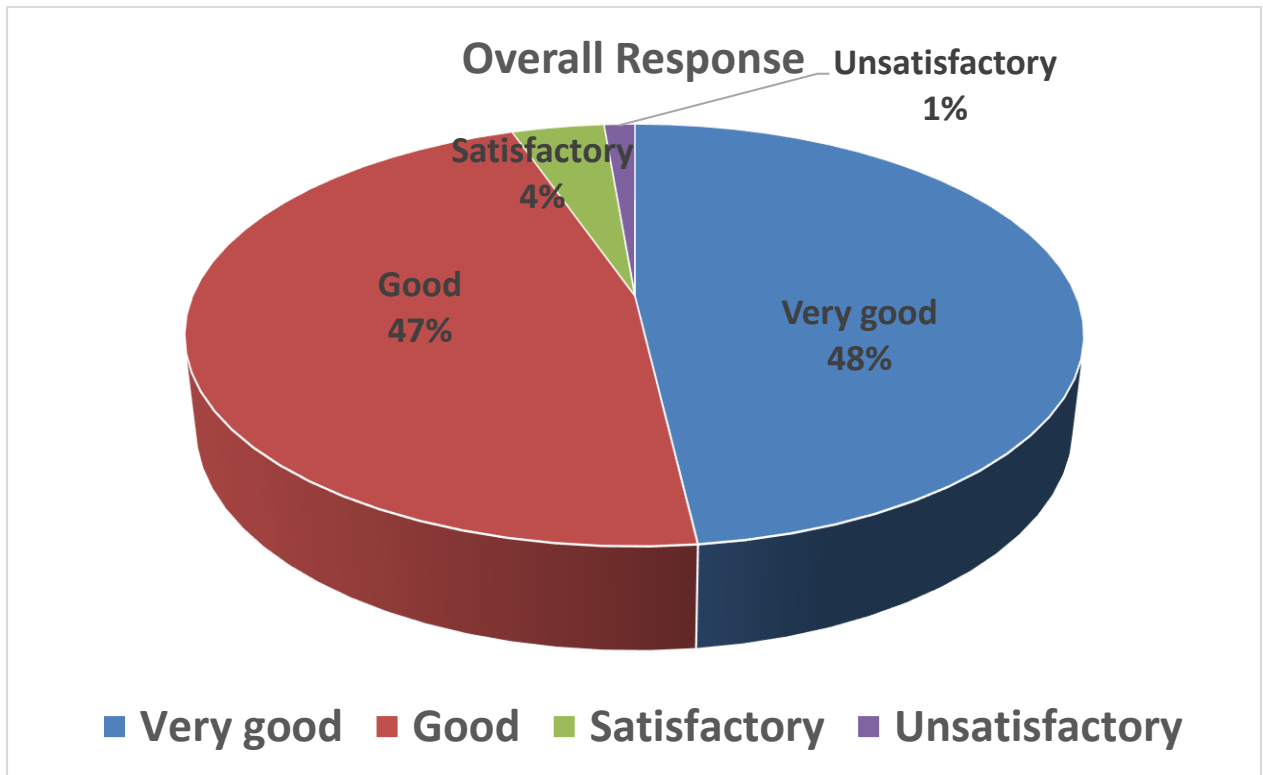


Feedback

Prof. Rajeev Choudhary

Subject:Yoga Education

S. No	Question	Response			
		Very good	Good	Satisfactory	Unsatisfactory
1.	A	22	20	0	0
2.	B	20	22	0	0
3.	C	18	22	2	0
4.	D	24	16	2	0
5.	E	16	24	2	0
6.	F	26	16	0	0
7.	G	26	10	3	3
8.	H	10	26	4	2
9.	I	20	20	2	0
Total		182	176	15	5



Feedback

Mr. Komal Verma

Subject: Education Technology and Methods of Teaching in Physical Education

S. No	Question	Response			
		Very Good	Good	Satisfactory	Unsatisfactory
1.	A	20	2	20	0
2.	B	26	10	4	2
3.	C	10	26	3	3
4.	D	26	16	0	0
5.	E	24	16	2	0
6.	F	22	20	0	0
7.	G	22	18	2	0

8.	H	20	18	2	2
9.	I	31	3	0	0
Total		201	129	33	7



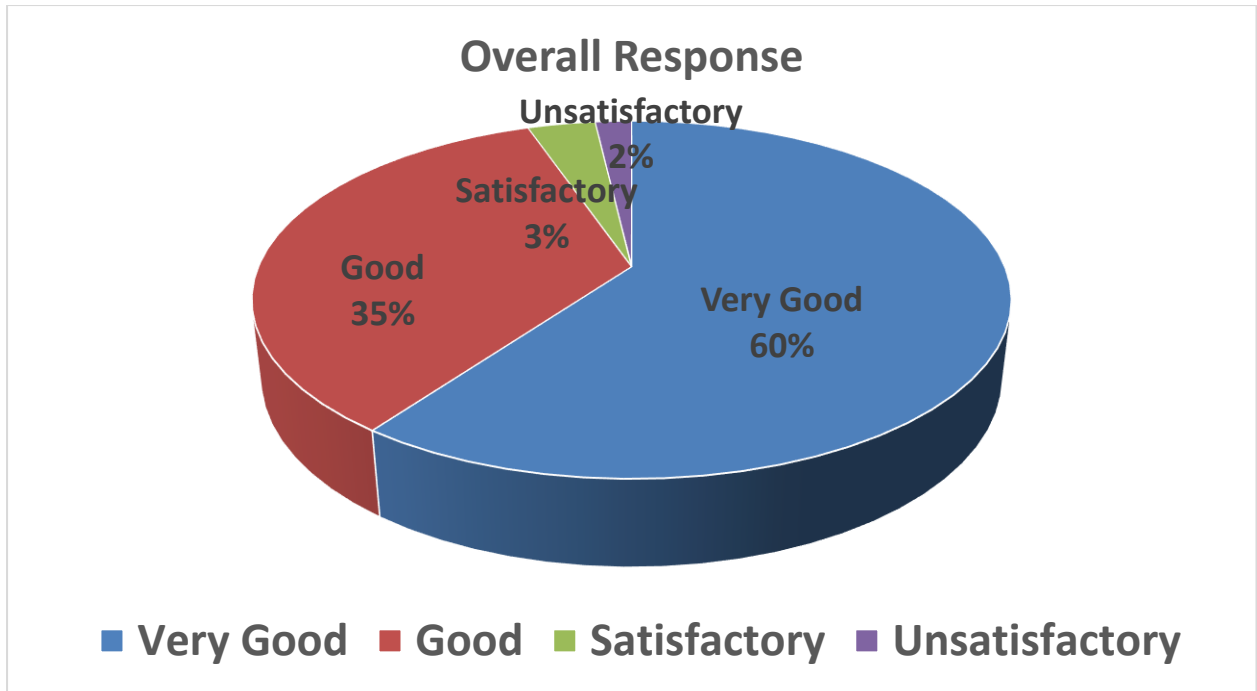
Feedback

Dr. Milind Bhandeo

Subject: Organization & Administration

S. No	Question	Response			
		Very Good	Good	Satisfactory	Unsatisfactory
10.	A	39	3	0	0
11.	B	40	2	0	0
12.	C	20	18	2	2
13.	D	22	18	2	0
14.	E	22	20	0	0
15.	F	16	24	2	0
16.	G	16	26	0	0
17.	H	26	10	3	3
18.	I	26	10	4	2

Total	227	131	13	7
-------	-----	-----	----	---



Class: B.P.Ed 3rd Semester 2019-20

Total No. of Students- 38

Questions for Feedback: Questionnaire-1

S. No	Question
37.	Depth of the course content including project work, if any
38.	Extent of coverage of course.
39.	Application /relevance to real life situation.
40.	Learning value (in term of knowledge, concepts, manual skills, analytical abilities and broadening perspectives).
41.	Clarity and relevance of textual reading material
42.	Relevance of additional source of material (Library).
43.	Extent of effort required by students (You) to cope with the course /program.

44.	Provision of sufficient time for feedback.
45.	Overall rating.

Categories of responses for feedback from students

S. No.	Category for response
17.	Very Good
18.	Good
19.	Satisfactory
20.	Unsatisfactory

S. No	Question	Response			
		Very Good	Good	Satisfactory	Unsatisfactory
10.	A	38	0	0	0
11.	B	38	0	0	0
12.	C	35	2	1	0
13.	D	36	1	1	0
14.	E	32	5	1	0
15.	F	30	5	3	0
16.	G	37	1	0	0
17.	H	36	2	1	0
18.	I	38	0	0	0
TOTAL		320	16	7	0



Class: B.P.Ed 3rd Semester 2019-20

Total No. of Students: - 38

S. No.	Subjects	Name of Teacher
9.	Sports Psychology & Sociology	Prof. C.D Agashe
10.	Computer Application	Prof. Rajeev Choudhary
11.	Sports Training	Prof. Rajeev Choudhary
12.	Sports Medicine & Rehabilitation	Dr. N.M Ghosh

Questions for Feedback: Questionnaire-2

S. No	Question
46.	Knowledge base of the teacher (as perceived by you)
47.	Communication skills (in terms of articulation & comprehensibility)
48.	Sincerity/ Commitment of the teacher
49.	Interest generated by the teacher
50.	Ability to integrate course material with others environment / other issues, to provide a broader perspective
51.	Ability to integrate content with other courses
52.	Accessibility of the teacher in & out of the class (include availability of the teacher to motivate further study & discussion outside class)
53.	Ability to design quizzes /tests/assignment/ examination & projects to evaluate students understanding of the course

54.	Overall rating
------------	----------------

Categories of responses for feedback from students

S. No.	Category for response
21.	Very Good
22.	Good
23.	Satisfactory
24.	Unsatisfactory

Feedback

Prof. Rajeev Choudhary

Subject: Computer Application

S.N	Question	Response			
		Verygood	Good	Satisfactory	Unsatisfactory
19.	A	24	10	4	0
20.	B	36	2	0	0
21.	C	34	2	2	0
22.	D	2	34	0	2
23.	E	26	12	0	0
24.	F	28	10	0	0
25.	G	30	4	4	0
26.	H	24	10	4	0
27.	I	28	10	0	0
Total		232	94	14	2

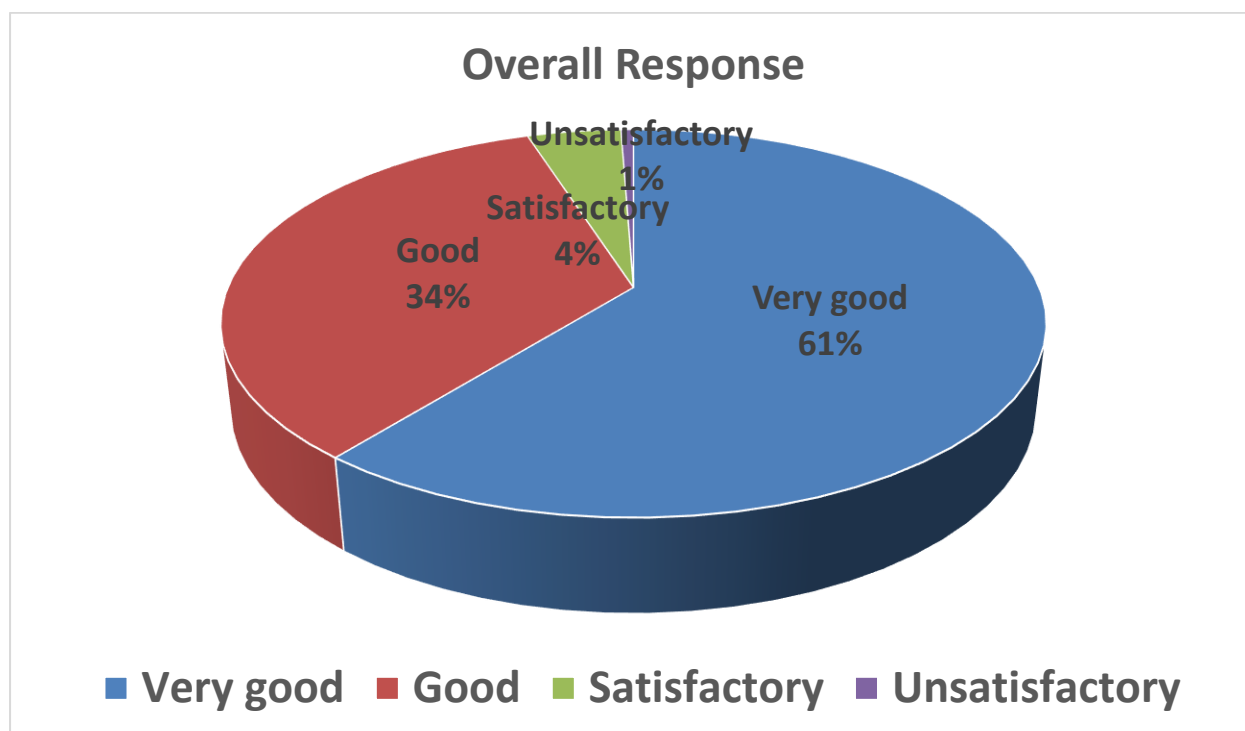


Feedback

Prof. Rajeev Choudhary

Subject: Sports Training

S.N	Question	Response			
		Verygood	Good	Satisfactory	Unsatisfactory
1.	A	2	34	0	2
2.	B	38	0	0	0
3.	C	35	3	0	0
4.	D	31	4	3	0
5.	E	12	26	0	0
6.	F	26	10	2	0
7.	G	24	10	4	0
8.	H	30	6	2	0
9.	I	10	24	4	0
Total		208	117	15	2

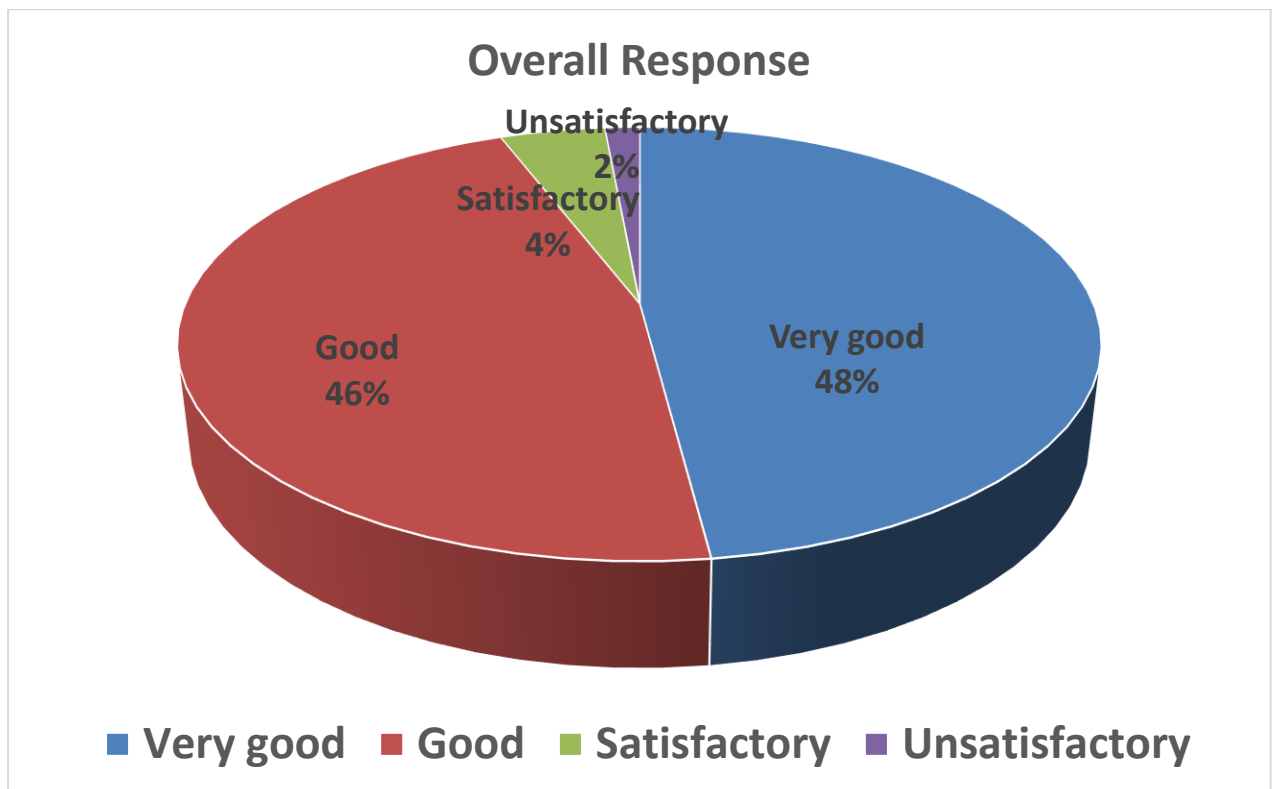


Feedback

Prof. C.D Agashe

Subject: Sports Psychology & Sociology

S.N	Question	Response			
		Verygood	Good	Satisfactory	Unsatisfactory
1.	A	31	4	3	0
2.	B	4	31	3	0
3.	C	12	26	0	0
4.	D	12	20	3	3
5.	E	20	12	6	0
6.	F	35	3	0	0
7.	G	38	0	0	0
8.	H	10	28	0	0
9.	I	2	34	0	2
Total		164	158	15	5

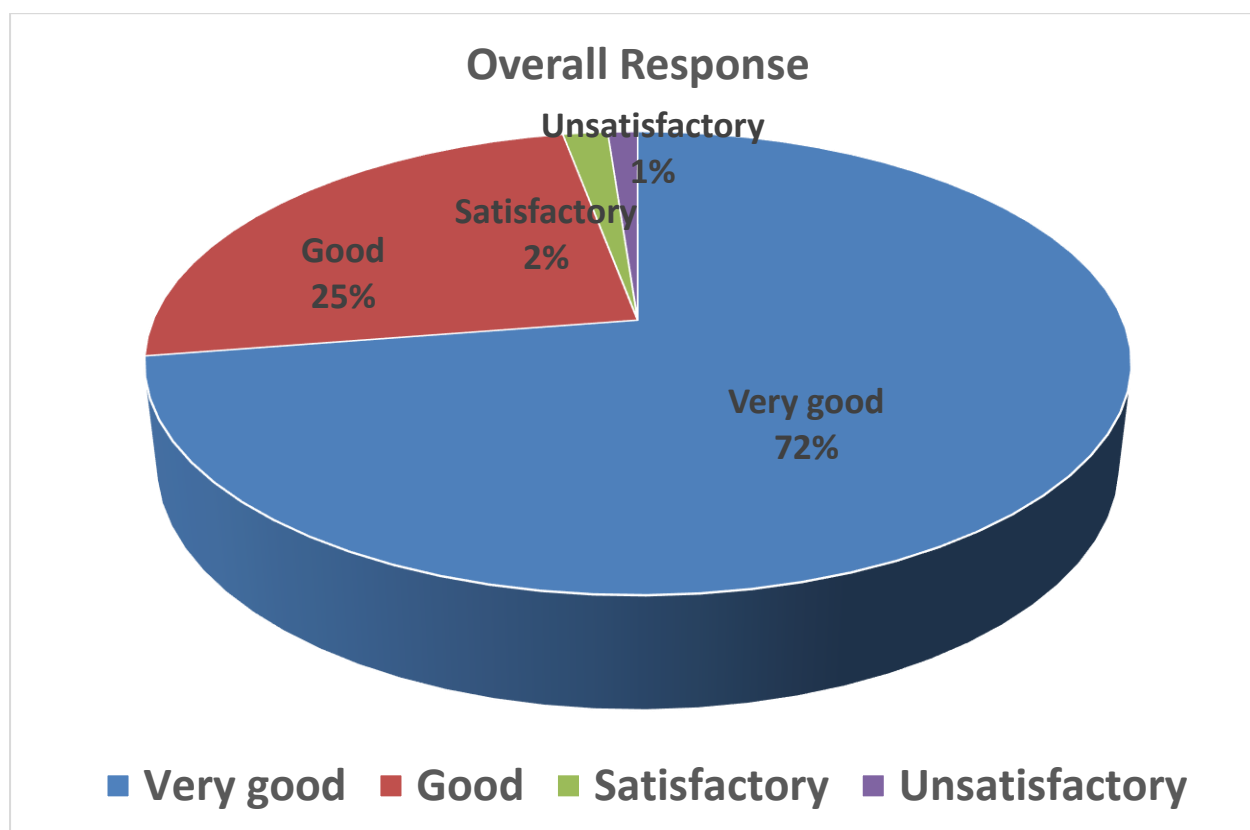


Feedback

Dr. N.M Ghosh

Subject: Sports Medicine & Rehabilitation

S.N	Question	Response			
		Verygood	Good	Satisfactory	Unsatisfactory
1.	A	30	8	0	0
2.	B	26	12	0	0
3.	C	12	26	0	0
4.	D	8	26	2	2
5.	E	30	4	2	2
6.	F	36	2	0	0
7.	G	35	3	0	0
8.	H	34	2	2	0
9.	I	37	1	0	0
Total		248	84	6	4



Class - B.P.Ed4th Semester 2019-20

Total No. of Students - 12

Questions for Feedback: Questionnaire-1

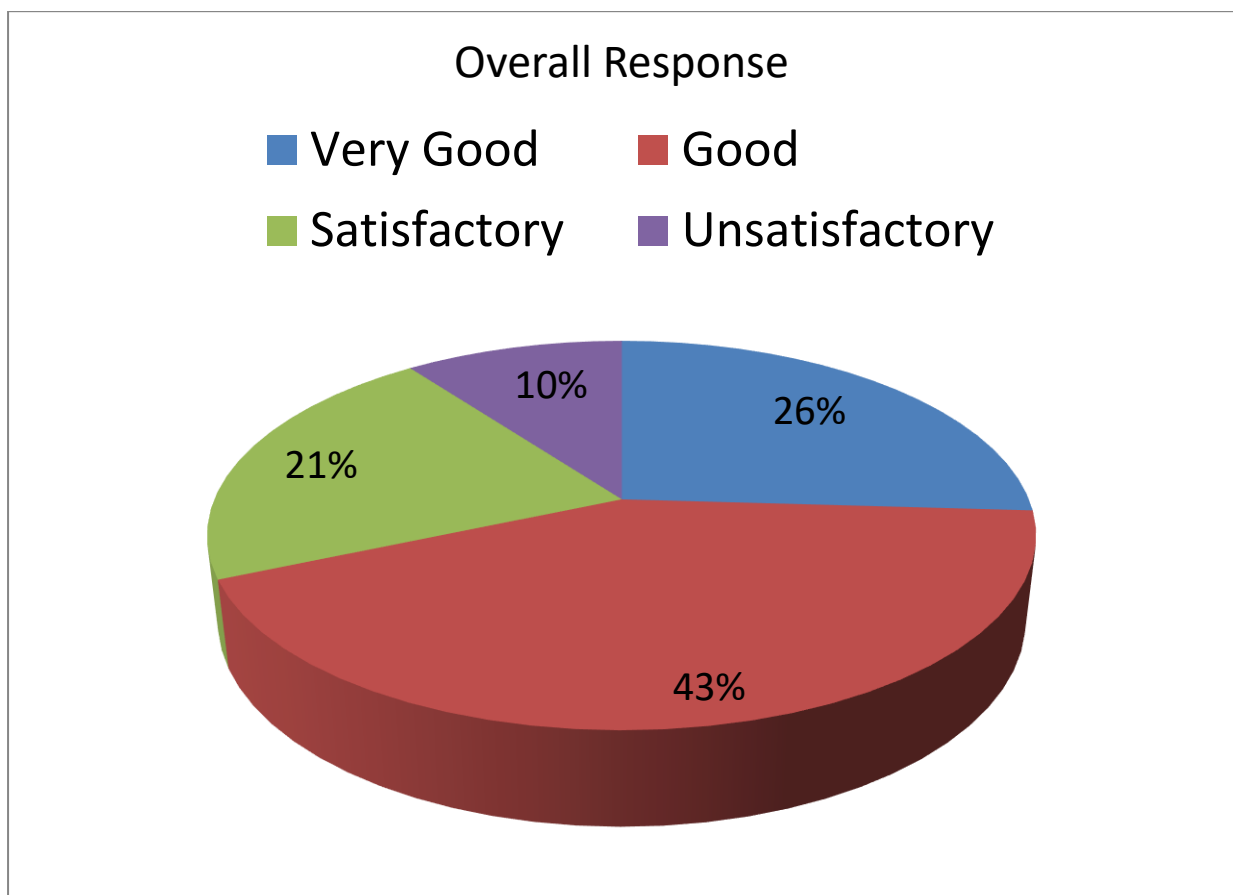
S. No	Question
55.	Depth of the course content including project work, if any
56.	Extent of coverage of course.
57.	Application /relevance to real life situation.
58.	Learning value(in term of knowledge, concepts, manual skills,analyticalabilities and broadening perspectives).
59.	Clarity and relevance of textual reading martial
60.	Relevance of additional source of material(Library).
61.	Extent of effort required by students(You)to cope with the course/program.
62.	Provision of sufficient time for feedback.
63.	Overall rating.

Categories of responses for feedback from students

S. No.	Category for response
25.	Very Good
26.	Good
27.	Satisfactory
28.	Unsatisfactory

S. No	Question	Response			
		Very	Good	Satisfactory	Unsatisfactory

		Good			
1.	A	4	6	2	0
2.	B	3	6	3	0
3.	C	4	6	2	0
4.	D	4	6	2	0
5.	E	5	4	3	0
6.	F	2	2	6	2
7.	G	2	1	0	9
8.	H	1	8	3	0
9.	I	3	7	2	0
TOTAL		28	46	23	11



Feedback

Class: B.P.Ed 4th Semester 2019-20

Total No. of Students: - 36

S. No.	Subjects	Name of Teacher
1.	Test Measurement and Evaluation	Prof. C.D Agashe
2.	Research and Statistics in Physical Education	Prof. Rajeev Choudhary
3.	Kinesiology & Biomechanics	Dr. N.M Ghosh
4.	Sports Management	Mr. Komal Verma

Questions for Feedback: Questionnaire-2

S. No	Question
1.	Knowledge base of the teacher (as perceived by you)
2.	Communication skills (in terms of articulation & comprehensibility)
3.	Sincerity/ Commitment of the teacher
4.	Interest generated by the teacher
5.	Ability to integrate course material with others environment / other issues, to provide a broader perspective
6.	Ability to integrate content with other courses
7.	Accessibility of the teacher in & out of the class (include availability of the teacher to motivate further study & discussion outside class)
8.	Ability to design quizzes /tests/assignment/ examination & projects to evaluate students understanding of the course
9.	Overall rating

Categories of responses for feedback from students

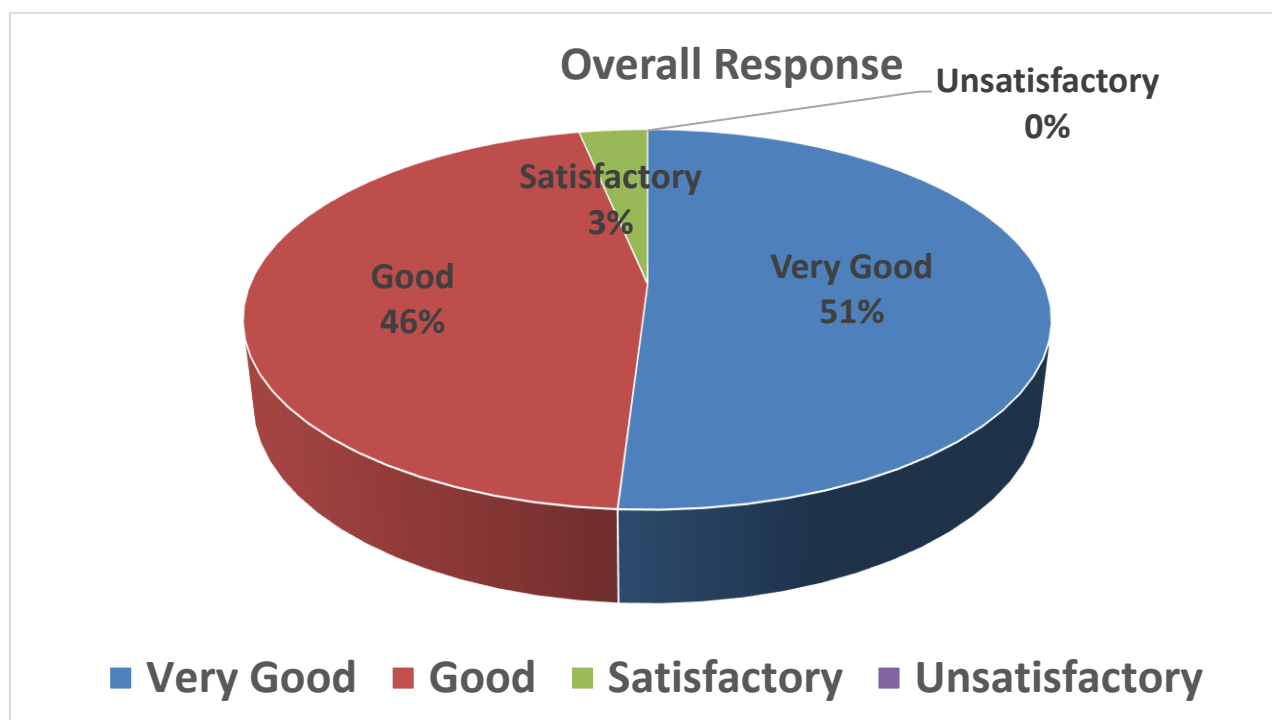
S. No.	Category for response
1.	Very Good
2.	Good
3.	Satisfactory
4.	Unsatisfactory

Feedback

Prof. Rajeev Choudhary

Subject: Research and Statistics in Physical Education

S. No	Question	Response			
		Very Good	Good	Satisfactory	Unsatisfactory
1.	A	20	14	0	0
2.	B	19	15	0	0
3.	C	14	20	0	0
4.	D	2	32	0	0
5.	E	20	10	4	0
6.	F	15	17	2	0
7.	G	15	15	4	0
8.	H	31	3	0	0
9.	I	20	14	0	0
Total		156	140	10	0

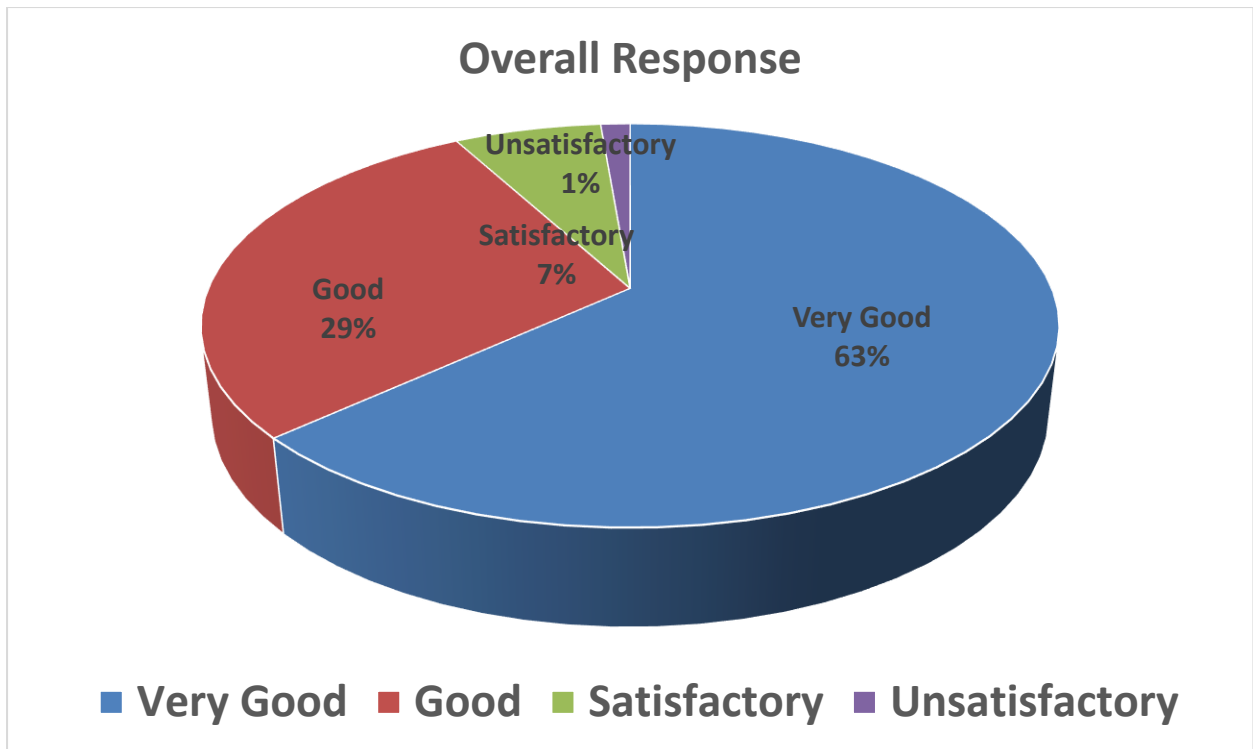


Feedback

Prof. C.D Agashe

Subject: Test Measurement and Evaluation

S. No	Question	Response			
		Very Good	Good	Satisfactory	Unsatisfactory
1.	A	30	2	2	0
2.	B	15	15	2	2
3.	C	15	17	2	0
4.	D	17	15	2	0
5.	E	10	20	2	0
6.	F	10	10	10	2
7.	G	30	4	0	0
8.	H	33	1	0	0
9.	I	31	3	0	0
Total		191	87	20	4



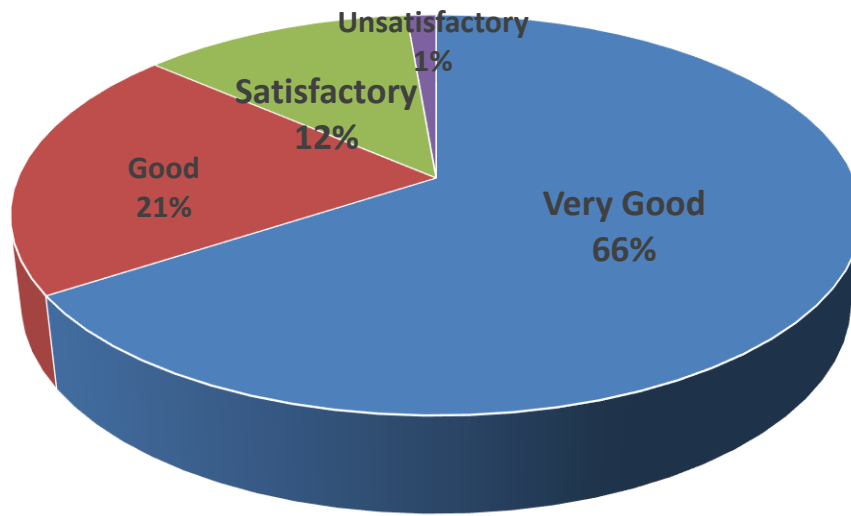
Feedback

Mr. Komal Verma

Subject: Sports Management

S. No	Question	Response			
		Very Good	Good	Satisfactory	Unsatisfactory
1.	A	31	2	1	0
2.	B	17	5	10	2
3.	C	5	19	10	0
4.	D	20	10	4	0
5.	E	31	2	0	0
6.	F	20	10	2	0
7.	G	10	10	10	2
8.	H	30	4	0	0
9.	I	34	0	0	0
Total		198	62	37	4

Overall Response



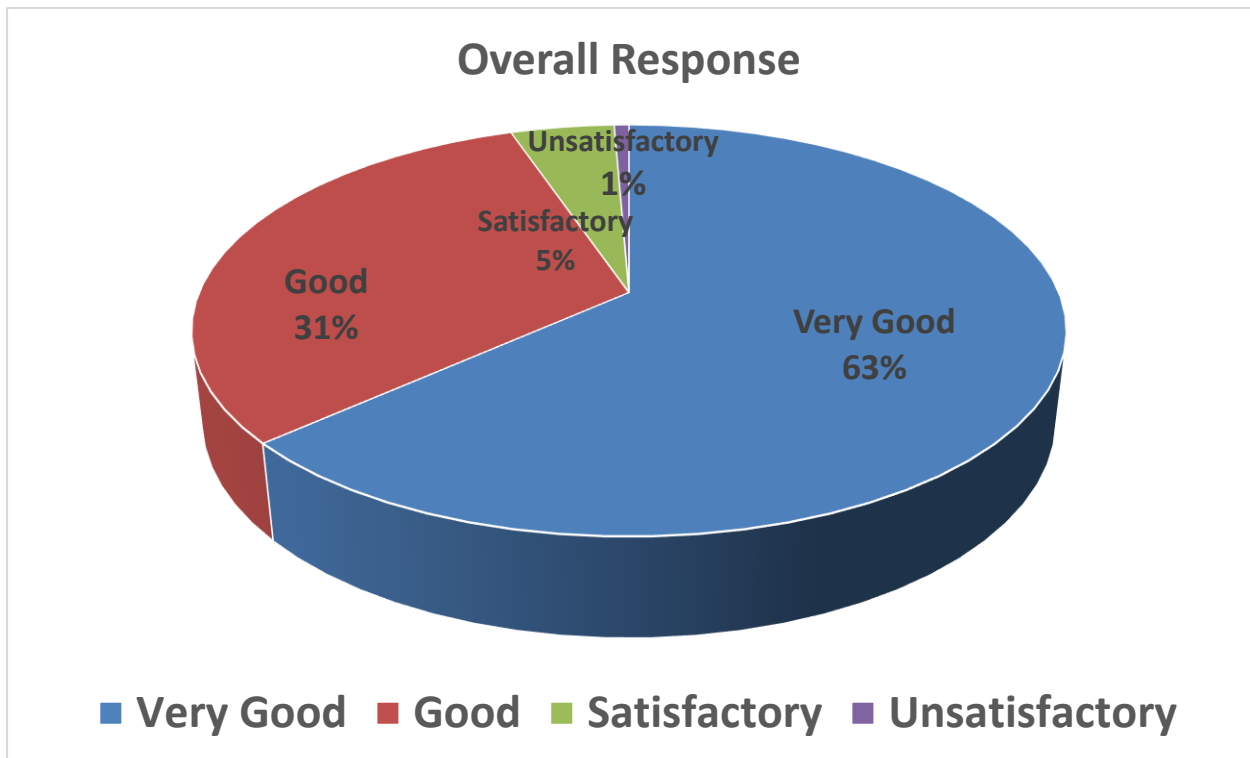
■ Very Good ■ Good ■ Satisfactory ■ Unsatisfactory

Feedback

Dr. N.M. Ghosh

Subject:Kinesiology and Biomechanics

S. No	Question	Response			
		Very Good	Good	Satisfactory	Unsatisfactory
1.	A	31	3	0	0
2.	B	15	15	4	0
3.	C	17	15	2	0
4.	D	15	17	2	0
5.	E	20	10	2	2
6.	F	30	4	0	0
7.	G	32	2	0	0
8.	H	20	10	4	0
9.	I	14	20	0	0
Total		194	96	14	2



Class:M.P.Ed. 1st Semester 2019-20

Total No. of Students- 28

Questions for Feedback: Questionnaire-1

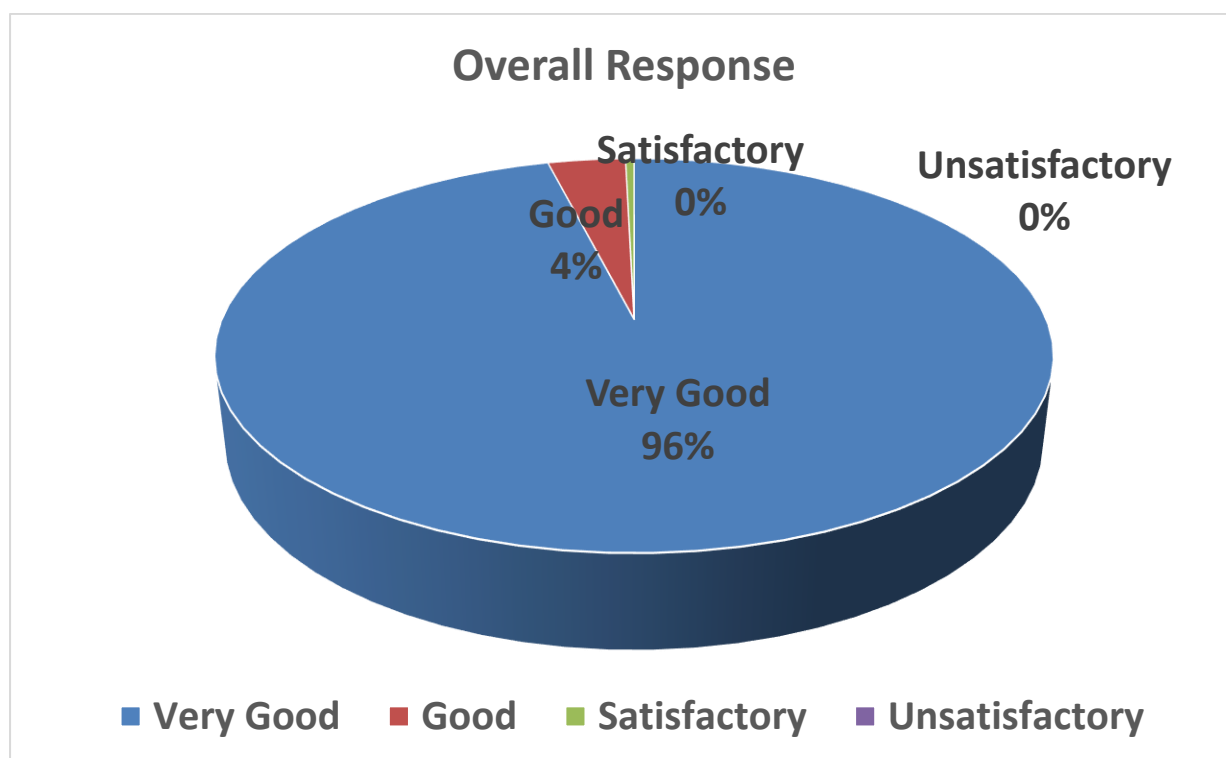
S. No	Question
10.	Depth of the course content including project work, if any
11.	Extent of coverage of course.
12.	Application /relevance to real life situation.
13.	Learning value (in term of knowledge, concepts, manual skills, analytical abhilities and broadening perspectives).
14.	Clarity and relevance of textual reading martial
15.	Relevance of additional source of material (Library).
16.	Extent of effort required by students (You) to cope with the course /program.
17.	Provision of sufficient time for feedback.
18.	Overall rating.

Categories of responses for feedback from students

S. No.	Category for response
5.	Very Good
6.	Good
7.	Satisfactory
8.	Unsatisfactory

S. No	Question	Response			
		Very Good	Good	Satisfactory	Unsatisfactory
19.	A	28	0	0	0
20.	B	26	2	0	0
21.	C	28	0	0	0
22.	D	27	1	0	0
23.	E	25	2	1	0

24.	F	26	2	0	0
25.	G	28	0	0	0
26.	H	27	1	0	0
27.	I	27	1	0	0
TOTAL		242	9	1	0



CLASS: M.P.Ed. 1st Semester 2019-20

Total no. of Student- 28

S.NO.	SUBJECT	TEACHER
1	Exercise Physiology	Prof. Reeta Venugopal
2	Test Measurement	Prof. C.D. Agashe
3	Professional Preparation and Curriculum design	Dr.Milind Bhandeo
4	Management Of Physical Education	Mr. Komal Verma

FEEDBACK QUESTIONNAIRE: 2

1	Knowledge base of the teacher (as perceived by you)
2	Communication skills (in terms of articulation & comprehensibility)
3	Sincerity/ Commitment of the teacher
4	Interest generated by the teacher
5	Ability to integrate course material with others environment / other issues, to provide a broader perspective
6	Ability to integrate content with other courses

7	Accessibility of the teacher in & out of the class (include availability of the teacher to motivate further study & discussion outside class)
8	Ability to design quizzes /tests/assignment/ examination & projects to evaluate students understanding of the course
9	Overall rating

FEEDBACK RESPONSE

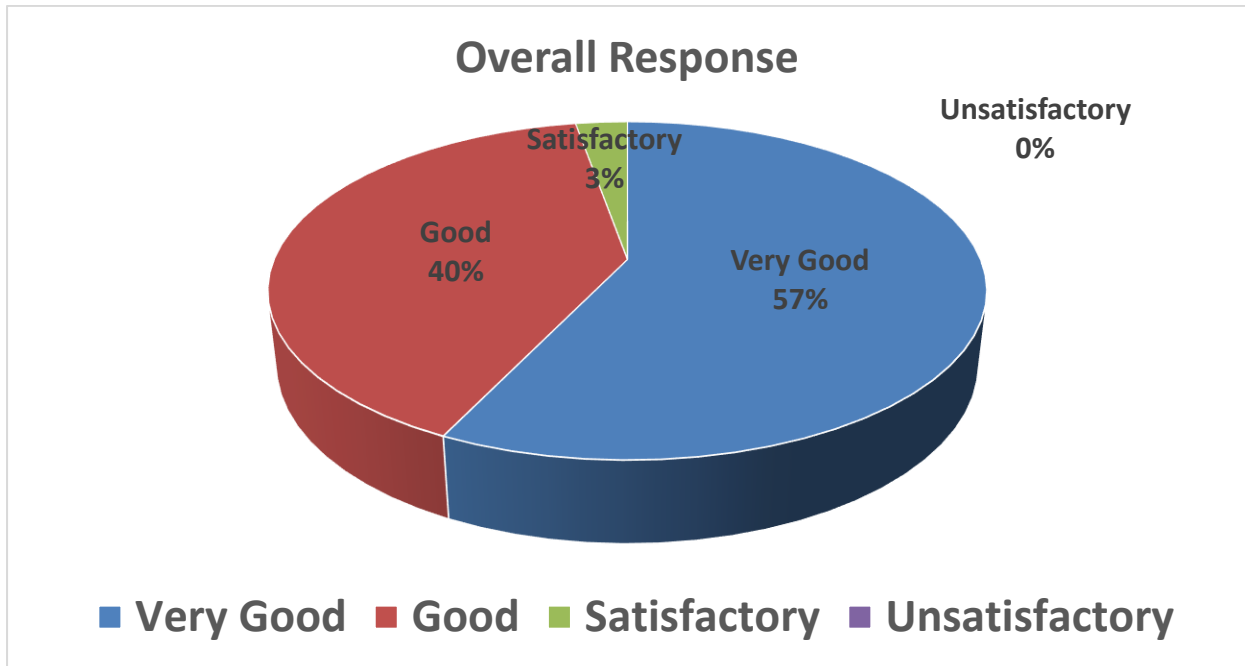
S.No.	Category
1	Very Good
2	Good
3	Satisfactory
4	Unsatisfactory

Prof. C.D Agashe

Subject: Test measurement and Evaluation in physical education

S. No	Question	Response			
		Very Good	Good	Satisfactory	Unsatisfactory
1.	A	10	18	0	0
2.	B	14	11	3	0
3.	C	21	6	1	0
4.	D	23	5	0	0
5.	E	9	19	0	0
6.	F	19	7	2	0
7.	G	20	8	0	0

8.	H	15	13	0	0
9.	I	13	14	1	0
Total		144	101	7	0

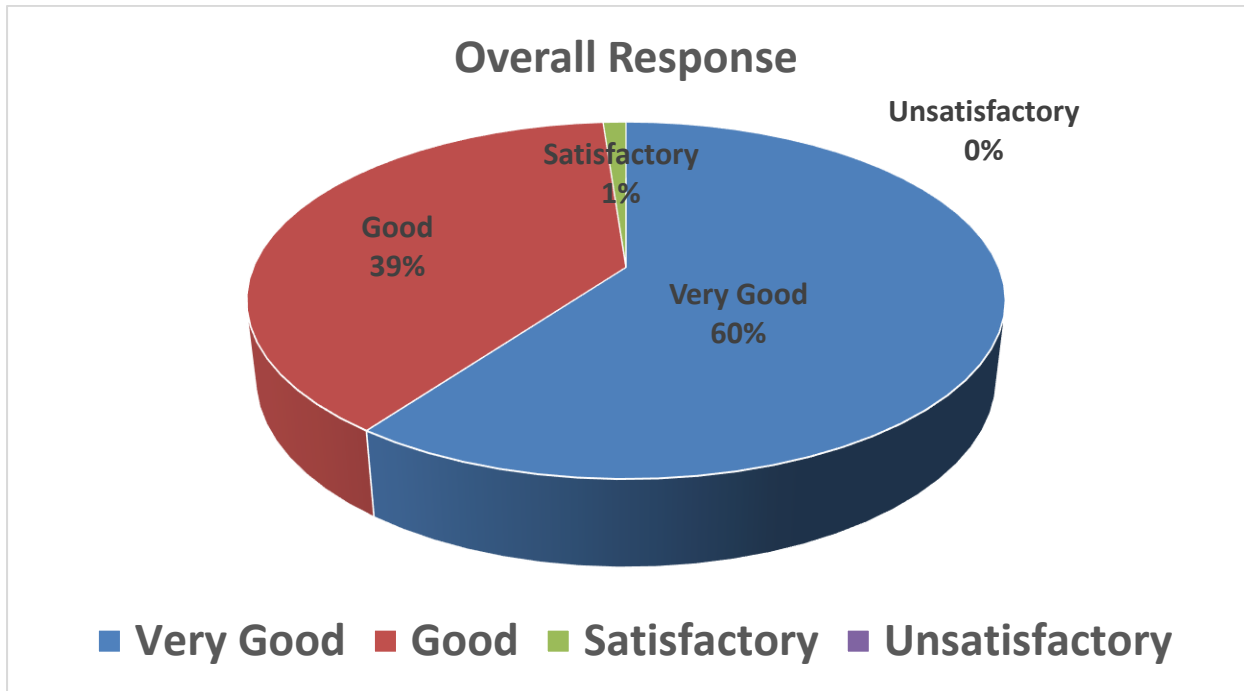


Prof. Reeta Venugopal

Subject: Exercise Physiology

S. No	Question	Response			
		Very Good	Good	Satisfactory	Unsatisfactory
1.	A	6	21	1	0
2.	B	23	5	0	0
3.	C	20	8	0	0
4.	D	12	16	0	0
5.	E	19	7	2	0
6.	F	15	13	0	0
7.	G	21	7	0	0

8.	H	23	5	0	0
9.	I	16	18	0	0
Total		155	100	3	0



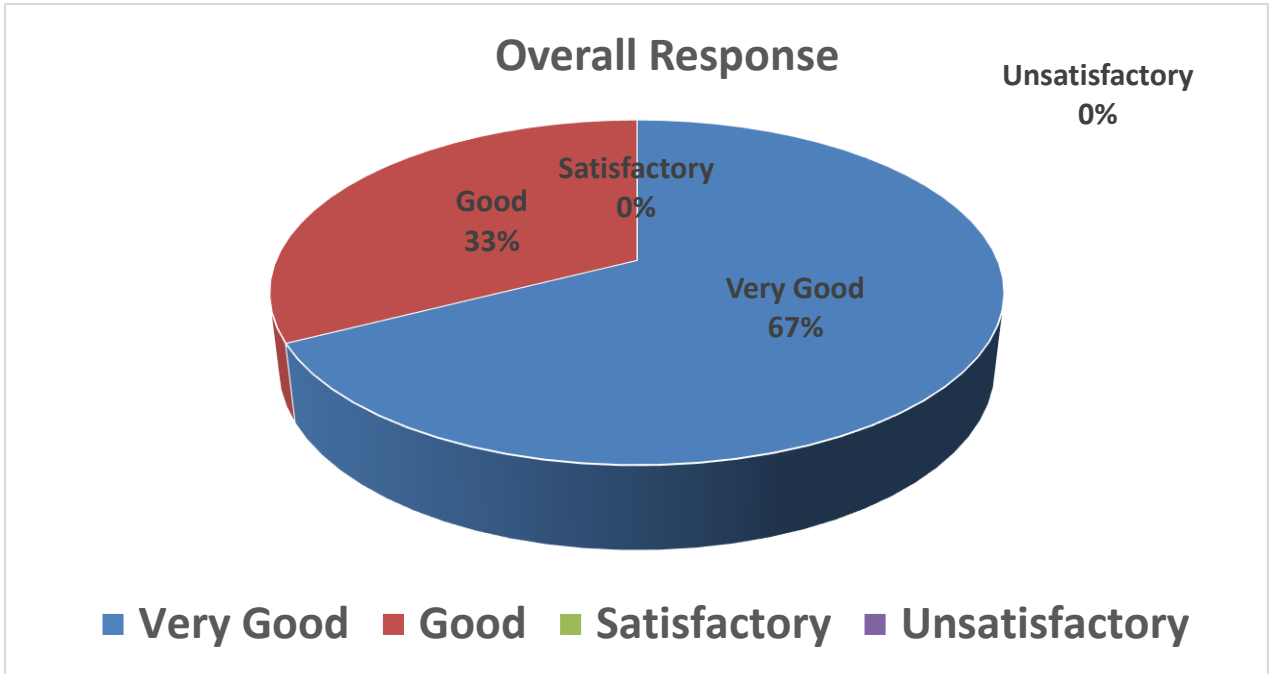
Feedback

Mr. Komal Verma

Subject: Management of Physical education

S. No	Question	Response			
		Very Good	Good	Satisfactory	Unsatisfactory
1.	A	21	7	0	0
2.	B	22	6	0	0
3.	C	20	8	0	0
4.	D	19	9	0	0
5.	E	17	11	0	0
6.	F	12	16	0	0
7.	G	18	10	0	0
8.	H	20	8	0	0

9.	I	21	7	0	0
Total		170	82	0	0

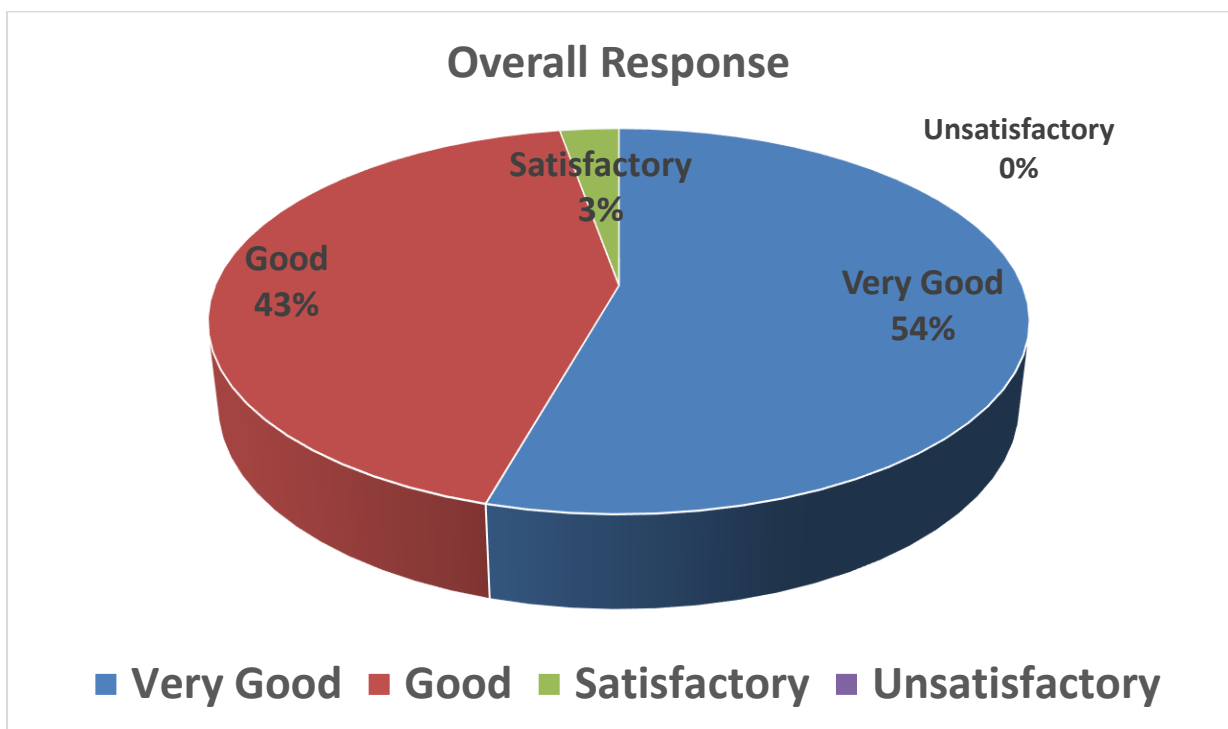


Feedback

Dr. Milind Bhandeo

Subject: Professional preparation and Curriculum designs

S. No	Question	Response			
		Very Good	Good	Satisfactory	Unsatisfactory
1.	A	5	20	3	0
2.	B	20	8	0	0
3.	C	9	19	0	0
4.	D	17	11	0	0
5.	E	21	7	0	0
6.	F	14	11	3	0
7.	G	21	6	1	0
8.	H	12	16	0	0
9.	I	18	10	0	0
Total		137	108	7	0



Class: M.P.Ed.2nd Semester (2019-20)

Total No. of Students:-17

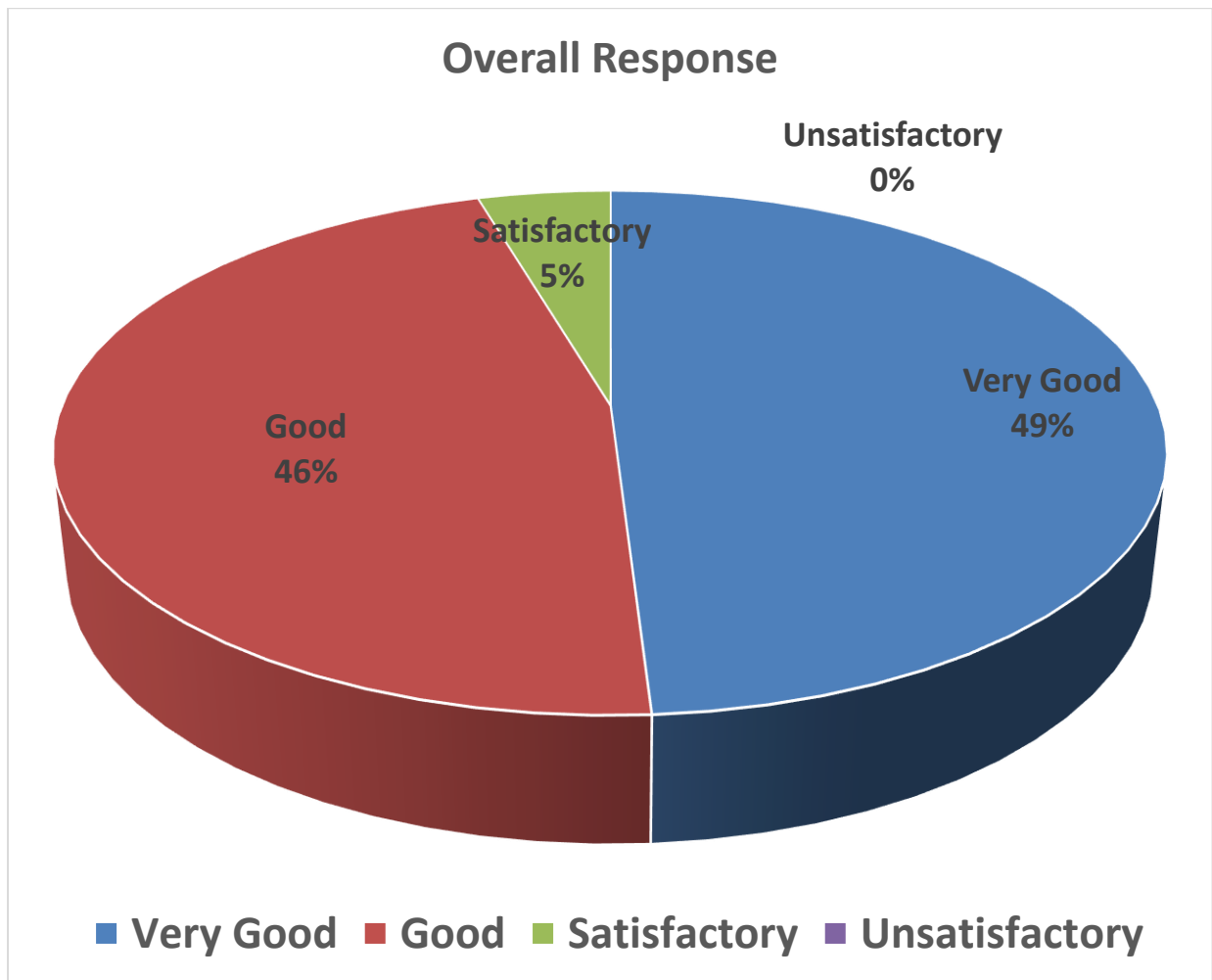
Questions for Feedback: Questionnaire-1

S. No	Question
19.	Depth of the course content including project work, if any
20.	Extent of coverage of course.
21.	Application /relevance to real life situation.
22.	Learning value(in term of knowledge, concepts, manual skills,analyticalabilities and broadening perspectives).
23.	Clarity and relevance of textual reading martial
24.	Relevance of additional source of material(Library).
25.	Extent of effort required by students(You)to cope with the course/program.
26.	Provision of sufficient time for feedback.
27.	Overall rating.

Categories of responses for feedback from students

S. No.	Category for response
9.	Very Good
10.	Good
11.	Satisfactory
12.	Unsatisfactory

S. No	Question	Response			
		Very Good	Good	Satisfactory	Unsatisfactory
10.	A	8	8	1	0
11.	B	9	8		0
12.	C	11	4	2	0
13.	D	11	5	1	0
14.	E	10	6	1	0
15.	F	6	11		0
16.	G	4	13		0
17.	H	5	11	1	0
18.	I	11	5	1	0
Total		75	71	7	



CLASS: M.P.Ed 2nd Semester 2019-20
SESSION: 2019-20

Total no. of Student- 17

S.NO.	SUBJECT	TEACHER
1	Research Process	Prof. Reeta Venugopal
2	Training Method	Prof. C.D. Agashe
3	Statistics & Computer	Prof. Rajeev Choudhary
4	Biomechanics	Dr. Milind Bhandeo

FEEDBACK QUESTIONNAIRE: 2

1	Knowledge base of the teacher (as perceived by you)
2	Communication skills (in terms of articulation & comprehensibility)
3	Sincerity/ Commitment of the teacher
4	Interest generated by the teacher
5	Ability to integrate course material with others environment / other issues, to provide a broader perspective
6	Ability to integrate content with other courses
7	Accessibility of the teacher in & out of the class (include availability of the teacher to motivate further study & discussion outside class)
8	Ability to design quizzes /tests/assignment/ examination & projects to evaluate students understanding of the course
9	Overall rating

FEEDBACK RESPONSE

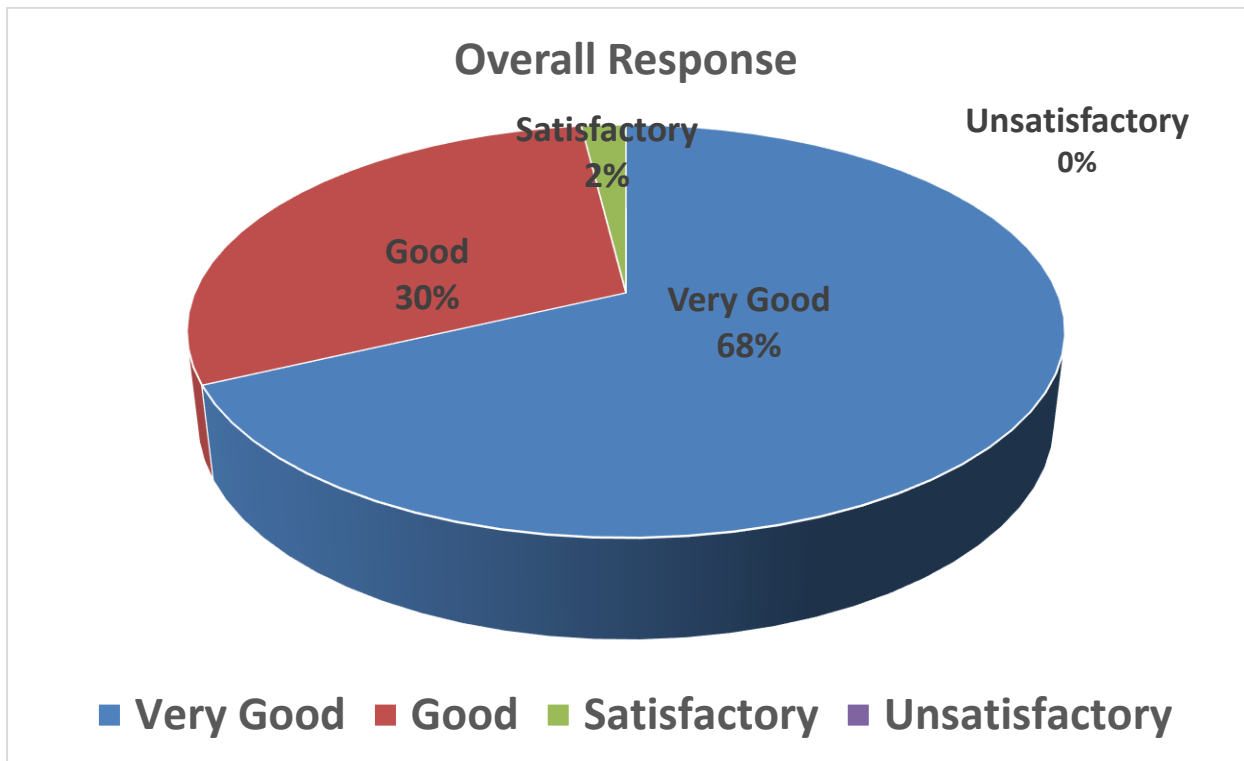
S.No.	Category
1	Very Good
2	Good
3	Satisfactory
4	Unsatisfactory

Feedback

Prof. Reeta Venugopal

Subject – Research Process

S. No	Question	Response			
		Very Good	Good	Satisfactory	Unsatisfactory
1.	A	16	1	0	0
2.	B	14	2	1	0
3.	C	15	1	1	0
4.	D	10	7	0	0
5.	E	6	11	0	0
6.	F	10	6	1	0
7.	G	9	8	0	0
8.	H	10	7	0	0
9.	I	14	3	0	0
TOTAL		104	46	3	0

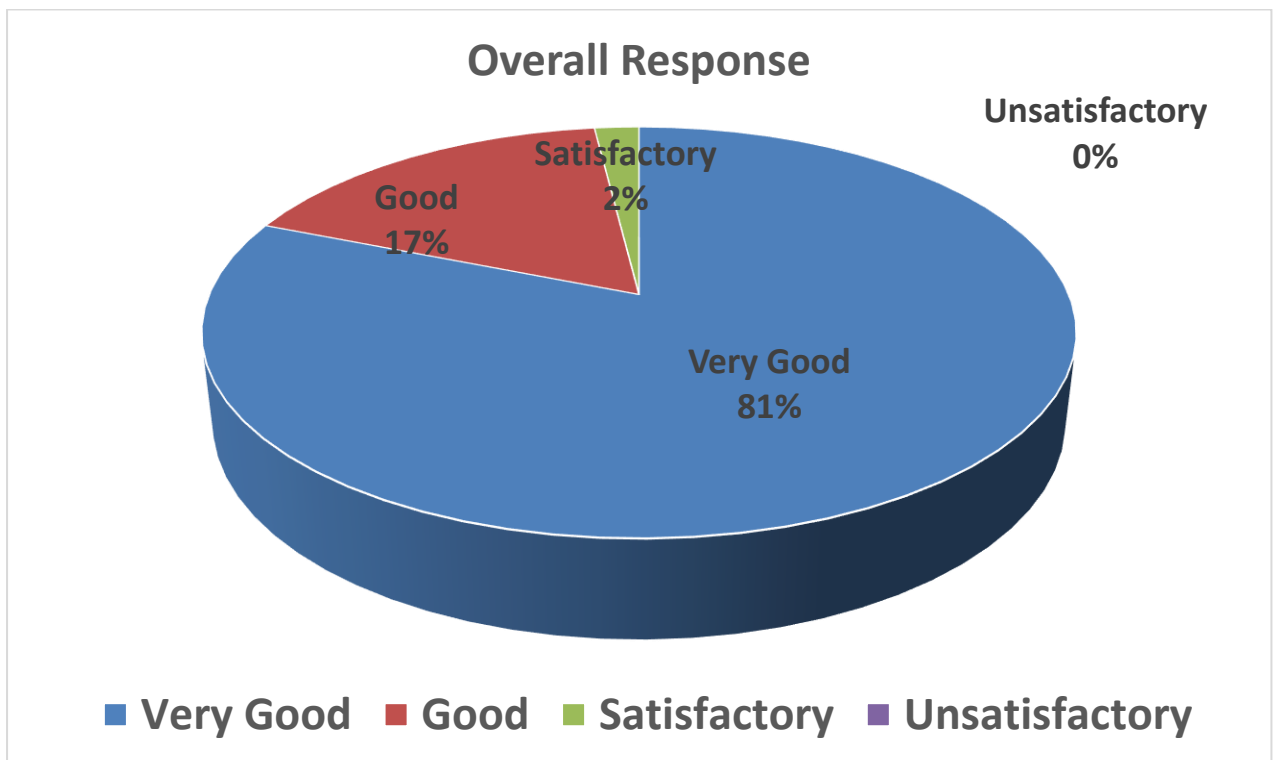


Feedback

Prof. Rajeev Choudhary

Subject – Statistics & Computer

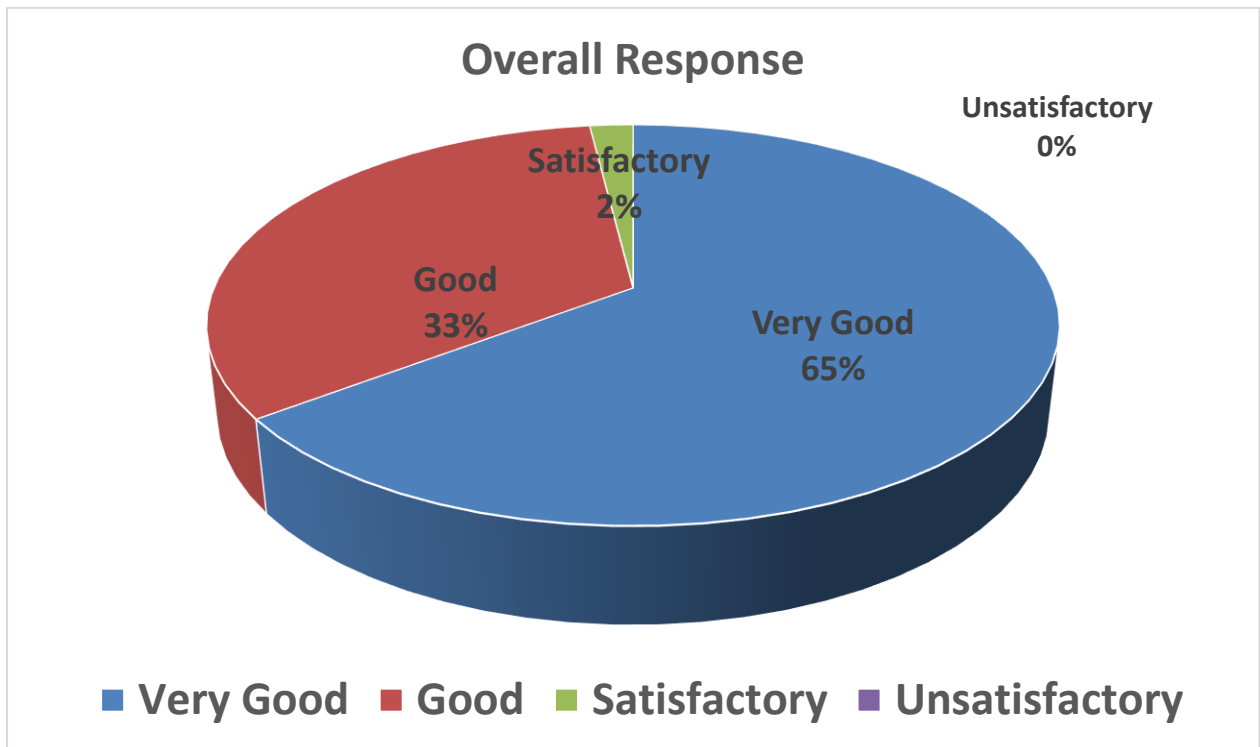
S. No	Question	Response			
		Very Good	Good	Satisfactory	Unsatisfactory
1.	A	17	0	0	0
2.	B	16	1	0	0
3.	C	15	2	0	0
4.	D	13	4	0	0
5.	E	12	5	0	0
6.	F	13	3	1	0
7.	G	10	6	1	0
8.	H	12	4	1	0
9.	I	16	1	0	0
TOTAL		124	26	3	0



Feedback

Subject – Training Method

S. No	Question	Response			
		Very Good	Good	Satisfactory	Unsatisfactory
1.	A	15	2	0	0
2.	B	14	3	0	0
3.	C	13	3	1	0
4.	D	12	5	0	0
5.	E	8	9	0	0
6.	F	9	7	1	0
7.	G	5	12	0	0
8.	H	9	7	1	0
9.	I	14	3	0	0
TOTAL		99	51	3	0

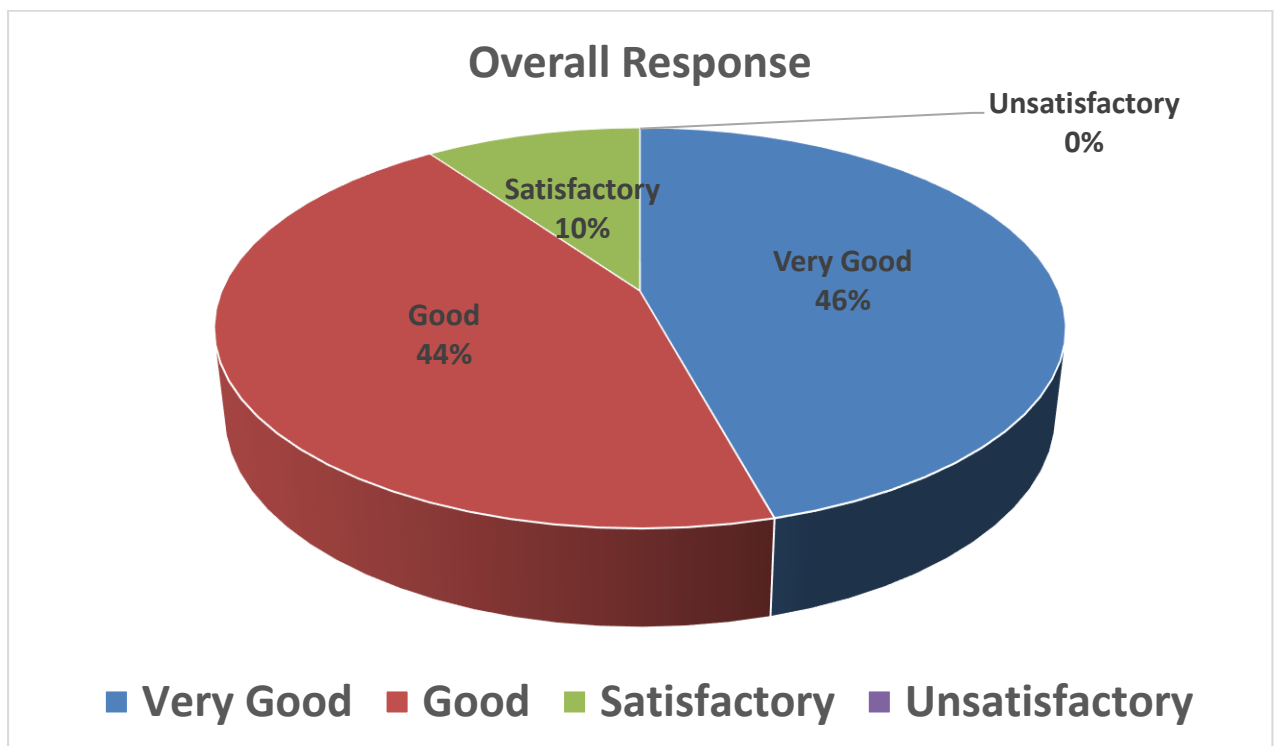


Feedback

Dr. Milind Bhandeo

Subject – Biomechanics

S. No	Question	Response			
		Very Good	Good	Satisfactory	Unsatisfactory
1.	A	10	6	1	0
2.	B	8	8	1	0
3.	C	10	5	2	0
4.	D	10	5	2	0
5.	E	6	10	1	0
6.	F	4	11	2	0
7.	G	5	10	2	0
8.	H	8	7	2	0
9.	I	9	6	2	0
TOTAL		70	68	15	0



Class:M.P.Ed. 3rd Semester 2019-20

Total No. of Students- 28

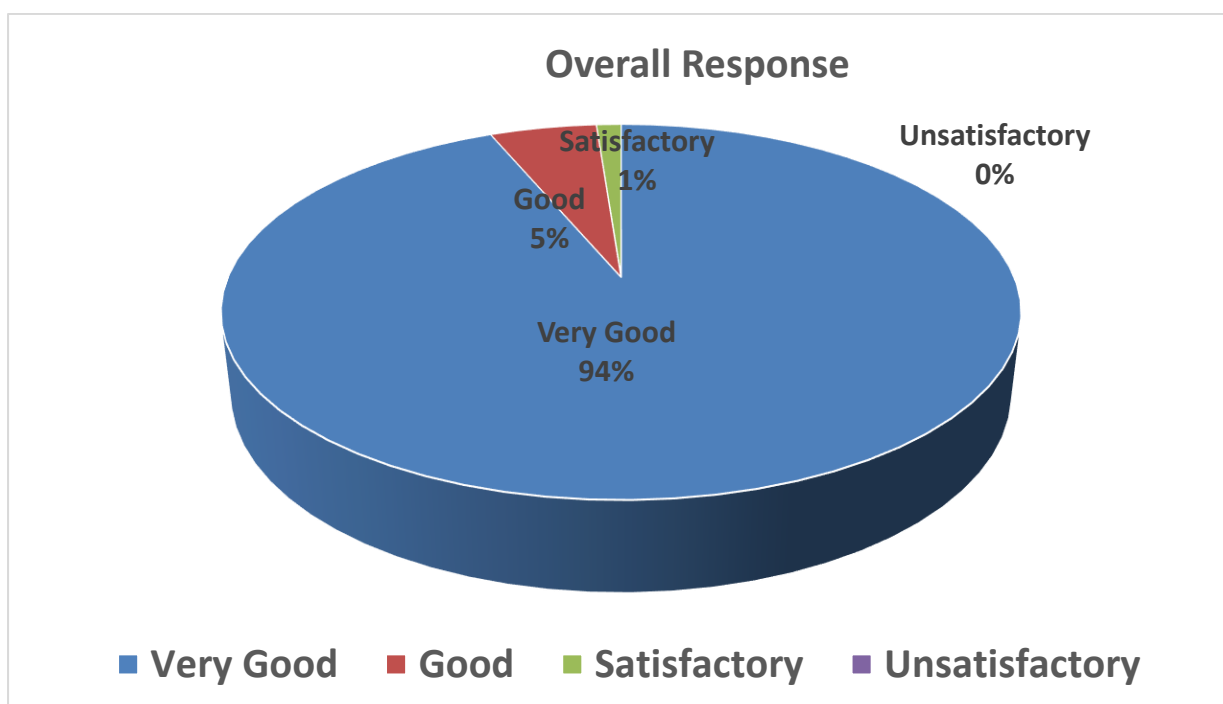
Questions for Feedback: Questionnaire-1

S. No	Question
28.	Depth of the course content including project work, if any
29.	Extent of coverage of course.
30.	Application /relevance to real life situation.
31.	Learning value (in term of knowledge, concepts, manual skills, analytical abilities and broadening perspectives).
32.	Clarity and relevance of textual reading material
33.	Relevance of additional source of material (Library).
34.	Extent of effort required by students (You) to cope with the course /program.
35.	Provision of sufficient time for feedback.
36.	Overall rating.

Categories of responses for feedback from students

S. No.	Category for response
13.	Very Good
14.	Good
15.	Satisfactory
16.	Unsatisfactory

S. No	Question	Response			
		Very Good	Good	Satisfactory	Unsatisfactory
28.	A	28	0	0	0
29.	B	28	0	0	0
30.	C	28	0	0	0
31.	D	25	3	0	0
32.	E	24	3	1	0
33.	F	27	1	0	0
34.	G	21	6	1	0
35.	H	27	0	1	0
36.	I	28	0	0	0
TOTAL		236	13	3	0



Class:M.P.Ed 3rd Semester 2019-20

Total No. of Students: - 28

S. No.	Subjects	Name of Teacher
5.	Sports Medicine	Prof. Reeta Venugopal
6.	Sports psychology	Prof. C.D. Agashe
7.	Scientific coaching methods	Prof. Rajeev Choudhary
8.	Specialization	Dr. Milind Bhandeo

Questions for Feedback: Questionnaire-2

S. No	Question
37.	Knowledge base of the teacher (as perceived by you)
38.	Communication skills (in terms of articulation & comprehensibility)
39.	Sincerity/ Commitment of the teacher
40.	Interest generated by the teacher
41.	Ability to integrate course material with others environment / other issues, to provide a broader perspective
42.	Ability to integrate content with other courses
43.	Accessibility of the teacher in & out of the class (include availability of the teacher to motivate further study & discussion outside class)
44.	Ability to design quizzes /tests/assignment/ examination & projects to evaluate students understanding of the course
45.	Overall rating

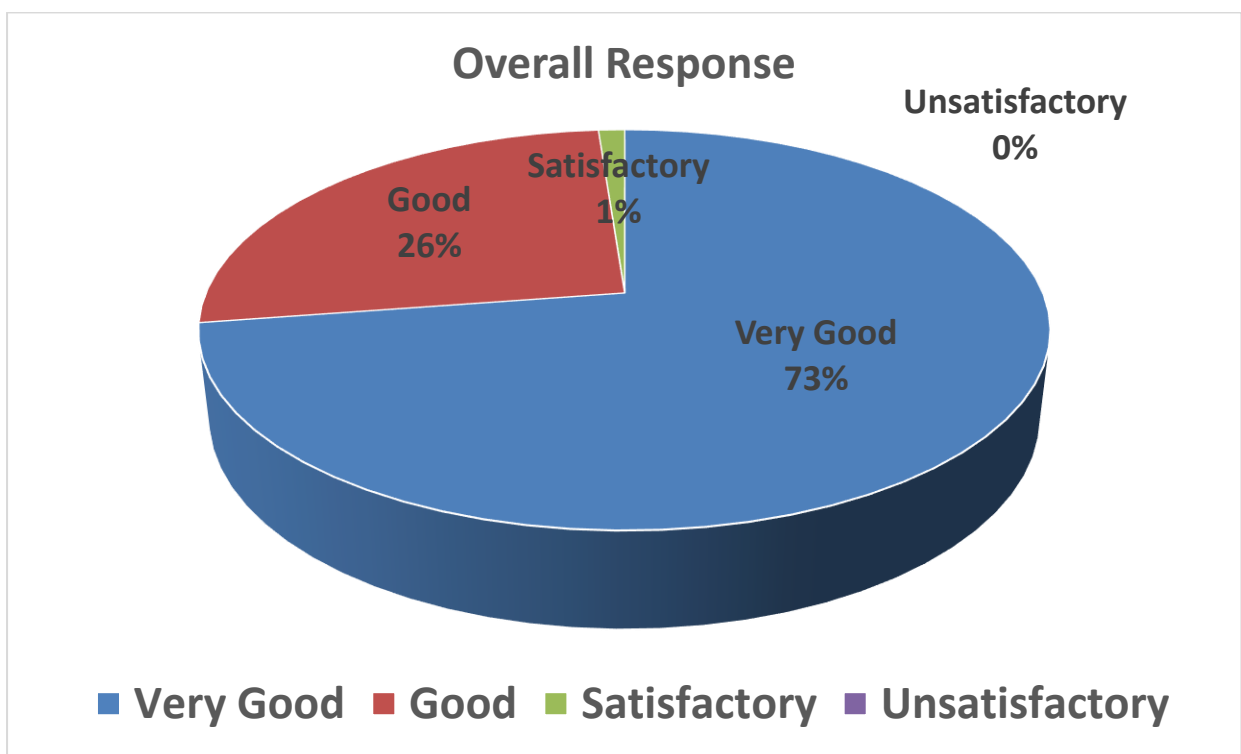
Categories of responses for feedback from students

S. No.	Category for response
17.	Very Good
18.	Good
19.	Satisfactory
20.	Unsatisfactory

Prof. Reeta Venugopal

Subject-Sports Medicine

S.N.	Question	Response			
		Very Good	Good	Satisfactory	Unsatisfactory
1	A	25	3	0	0
2	B	22	6	0	0
3	C	16	12	0	0
4	D	13	15	0	0
5	E	19	8	1	0
6	F	24	4	0	0
7	G	18	10	0	0
8	H	22	4	2	0
9	I	24	4	0	0
Total		183	66	3	0

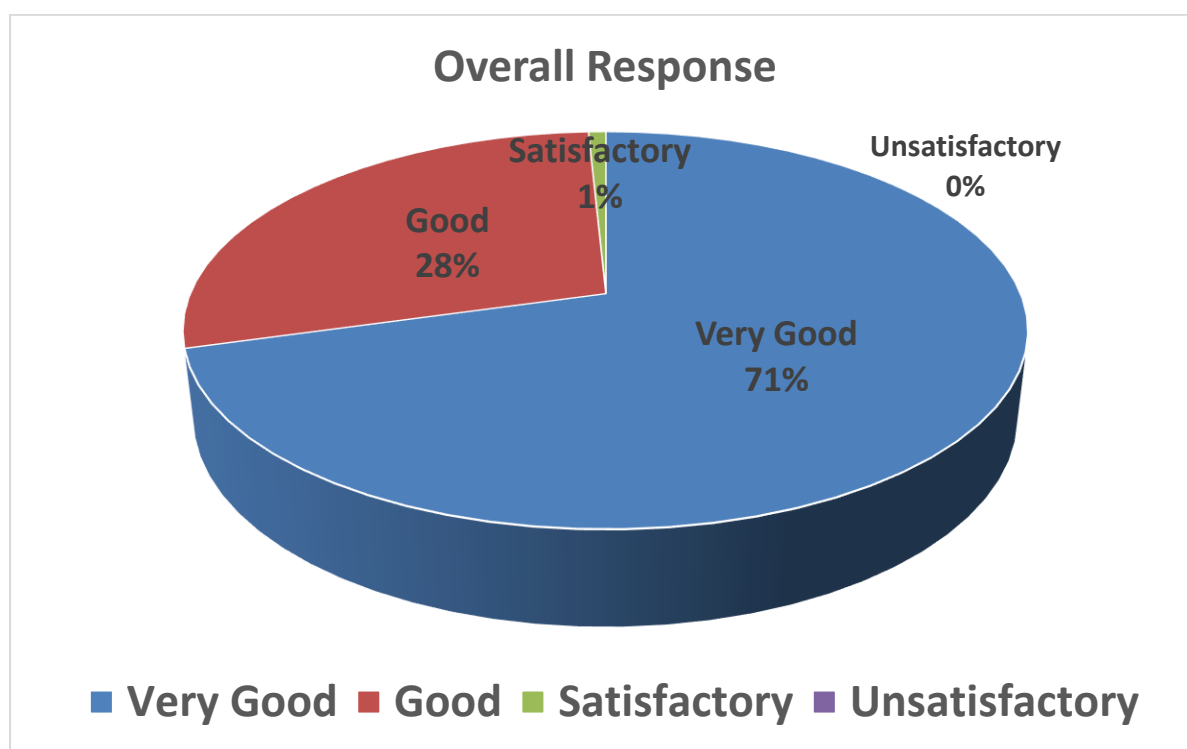


Feedback

Prof. Rajeev Choudhary

Subject-Scientific coaching methods

S.N.	Question	Response			
		Very Good	Good	Satisfactory	Unsatisfactory
1	A	26	2	0	0
2	B	14	12	2	0
3	C	14	14	0	0
4	D	16	12	0	0
5	E	24	4	0	0
6	F	20	8	0	0
7	G	14	14	0	0
8	H	25	3	0	0
9	I	25	3	0	0
Total		178	72	2	0

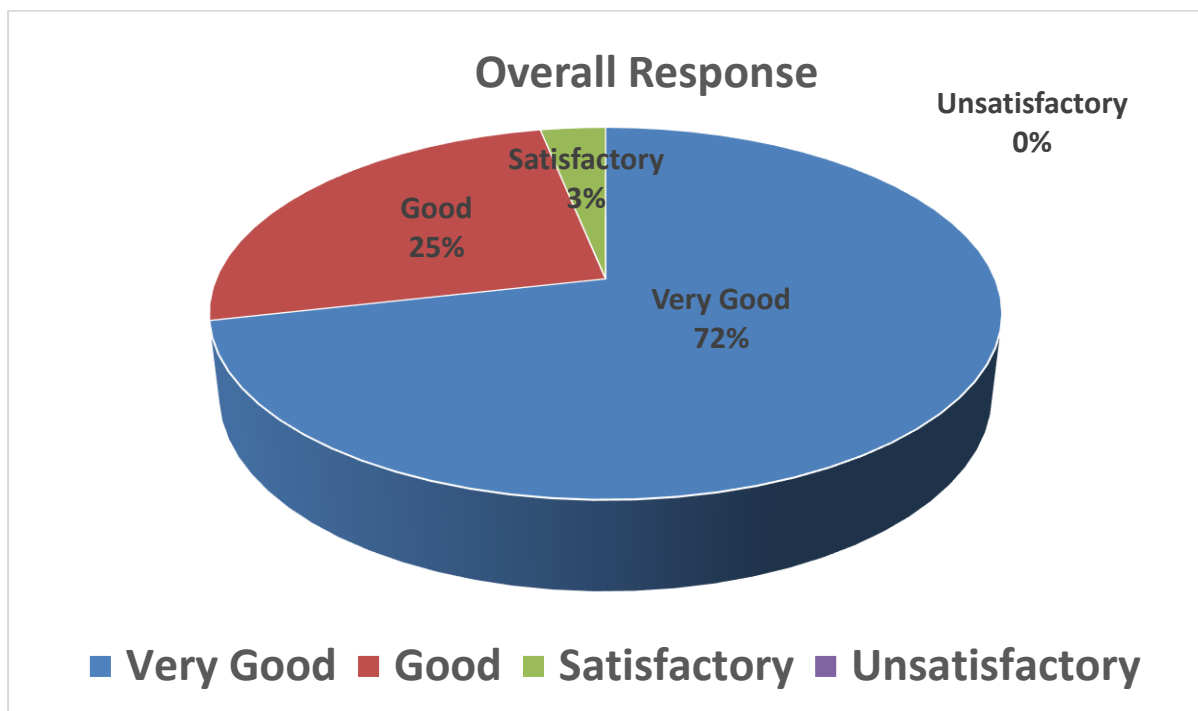


Feedback

Prof. C.D. Agashe

Subject -Sports psychology

S.N.	Question	Response			
		Very Good	Good	Satisfactory	Unsatisfactory
1	A	24	2	2	0
2	B	22	6	0	0
3	C	18	8	2	0
4	D	16	12	0	0
5	E	14	12	2	0
6	F	20	8	0	0
7	G	18	10	0	0
8	H	25	3	0	0
9	I	23	3	2	0
Total		180	64	8	0

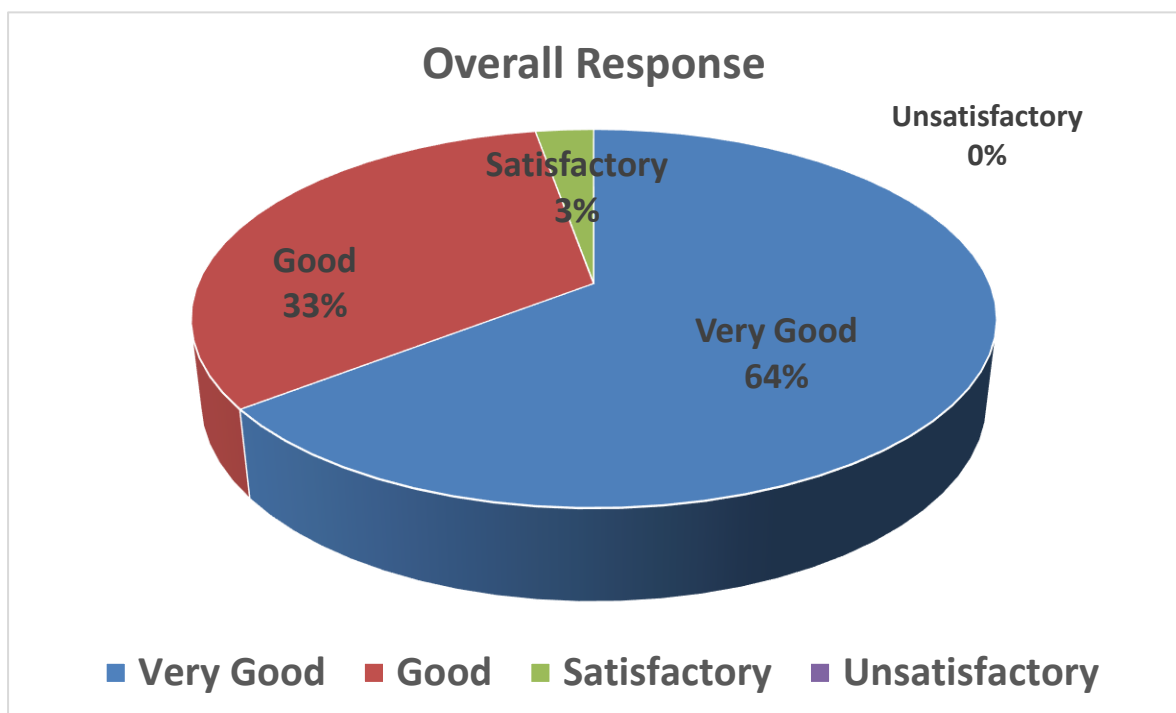


Feedback

Dr. Milind Bhandeo

Subject-Specialization

S.N.	Question	Response			
		Very Good	Good	Satisfactory	Unsatisfactory
1	A	24	4	0	0
2	B	20	8	0	0
3	C	20	6	2	0
4	D	16	11	1	0
5	E	12	16	0	0
6	F	17	10	1	0
7	G	15	11	2	0
8	H	16	10	1	0
9	I	22	6	0	0
Total		162	82	7	0



Class: M.P.Ed.4th Semester (2019-20)

Total No. of Students:-26

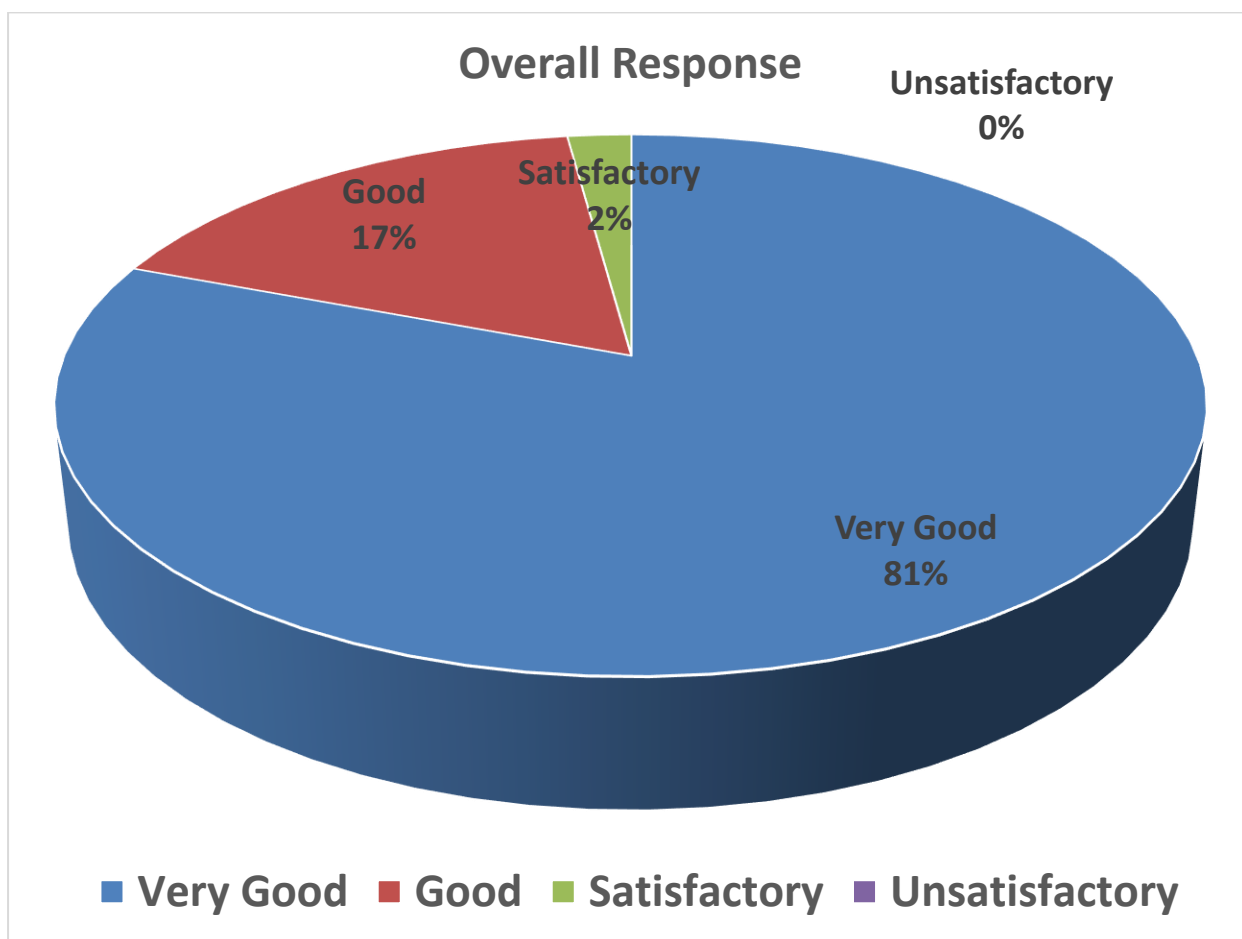
Questions for Feedback: Questionnaire-1

S. No	Question
46.	Depth of the course content including project work, if any
47.	Extent of coverage of course.
48.	Application /relevance to real life situation.
49.	Learning value(in term of knowledge, concepts, manual skills,analyticalabilities and broadening perspectives).
50.	Clarity and relevance of textual reading martial
51.	Relevance of additional source of material(Library).
52.	Extent of effort required by students(You)to cope with the course/program.
53.	Provision of sufficient time for feedback.
54.	Overall rating.

Categories of responses for feedback from students

S. No.	Category for response
21.	Very Good
22.	Good
23.	Satisfactory
24.	Unsatisfactory

S. No	Question	Response			
		Very Good	Good	Satisfactory	Unsatisfactory
28.	A	25	0	1	0
29.	B	23	3	0	0
30.	C	16	10	0	0
31.	D	22	3	1	0
32.	E	23	3	0	0
33.	F	19	6	1	0
34.	G	17	9	0	0
35.	H	21	4	1	0
36.	I	23	2	1	0
Total		189	40	5	0



CLASS: M.P.Ed.4th Semester 2019 – 20

Total no. of Student- 26

S.NO.	SUBJECT	TEACHER
1	Health Education	Prof. Reeta Venugopal
2	Psychology of Coaching & Counseling	Prof. C.D. Agashe
3	Foundation of Physical Education & Current Trends	Prof. Rajeev Choudhary
4	Sports Physiotherapy	Dr. N.M. Ghosh

FEEDBACK QUESTIONNAIRE: 2

1	Knowledge base of the teacher (as perceived by you)
2	Communication skills (in terms of articulation & comprehensibility)
3	Sincerity/ Commitment of the teacher
4	Interest generated by the teacher
5	Ability to integrate course material with others environment / other issues, to provide a broader perspective
6	Ability to integrate content with other courses
7	Accessibility of the teacher in & out of the class (include availability of the teacher to motivate further study & discussion outside class)
8	Ability to design quizzes /tests/assignment/ examination & projects to evaluate students understanding of the course
9	Overall rating

Categories of responses for feedback from students

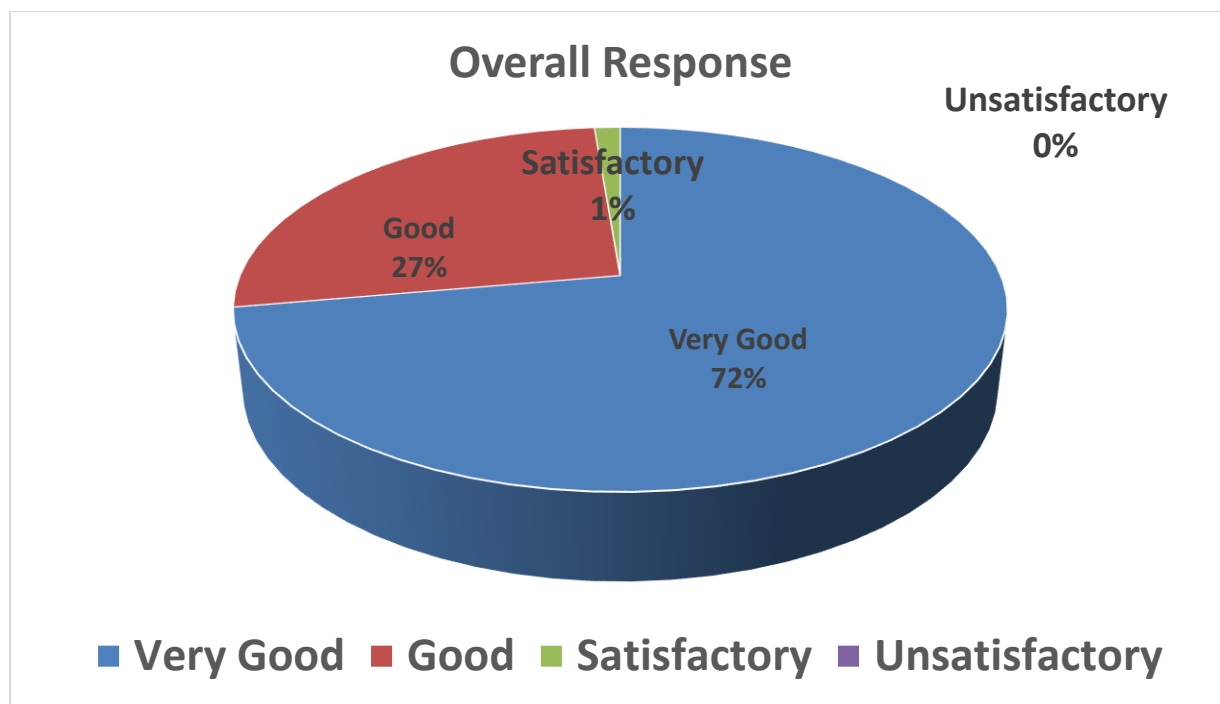
S. No.	Category
1	Very Good
2	Good
3	Satisfactory
4	Unsatisfactory

Feedback

Prof. Reeta Venugopal

Subject – Health Education

S. No	Question	Response			
		Very Good	Good	Satisfactory	Unsatisfactory
1.	A	24	2	0	0
2.	B	20	6	0	0
3.	C	16	10	0	0
4.	D	13	13	0	0
5.	E	16	9	1	0
6.	F	21	4	1	0
7.	G	16	10	0	0
8.	H	21	4	1	0
9.	I	22	4	0	0
TOTAL		169	62	3	0

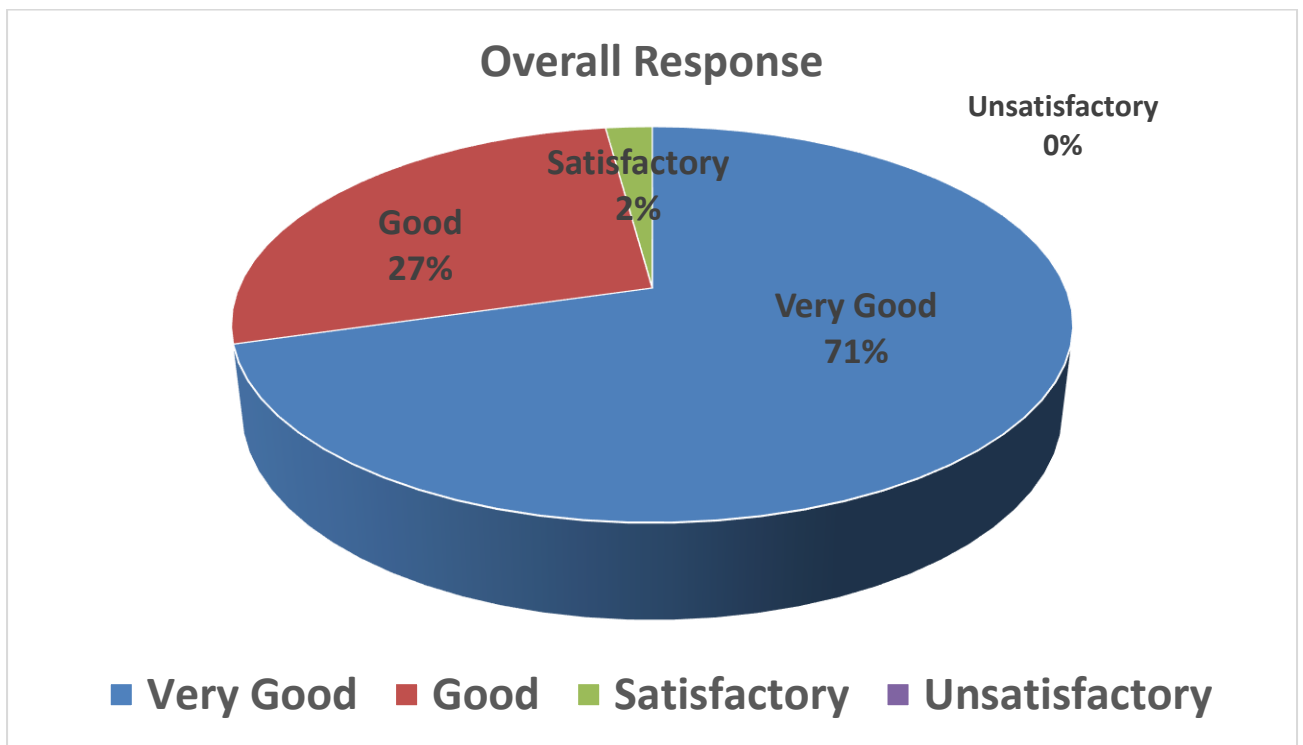


Feedback

Prof. C.D. Agashe

Subject – Psychology of Coaching & Counseling

S. No	Question	Response			
		Very Good	Good	Satisfactory	Unsatisfactory
1.	A	24	1	1	0
2.	B	20	6	0	0
3.	C	17	8	1	0
4.	D	14	12	0	0
5.	E	14	11	1	0
6.	F	18	8	0	0
7.	G	15	10	1	0
8.	H	21	5	0	0
9.	I	22	3	1	0
TOTAL		165	64	5	0

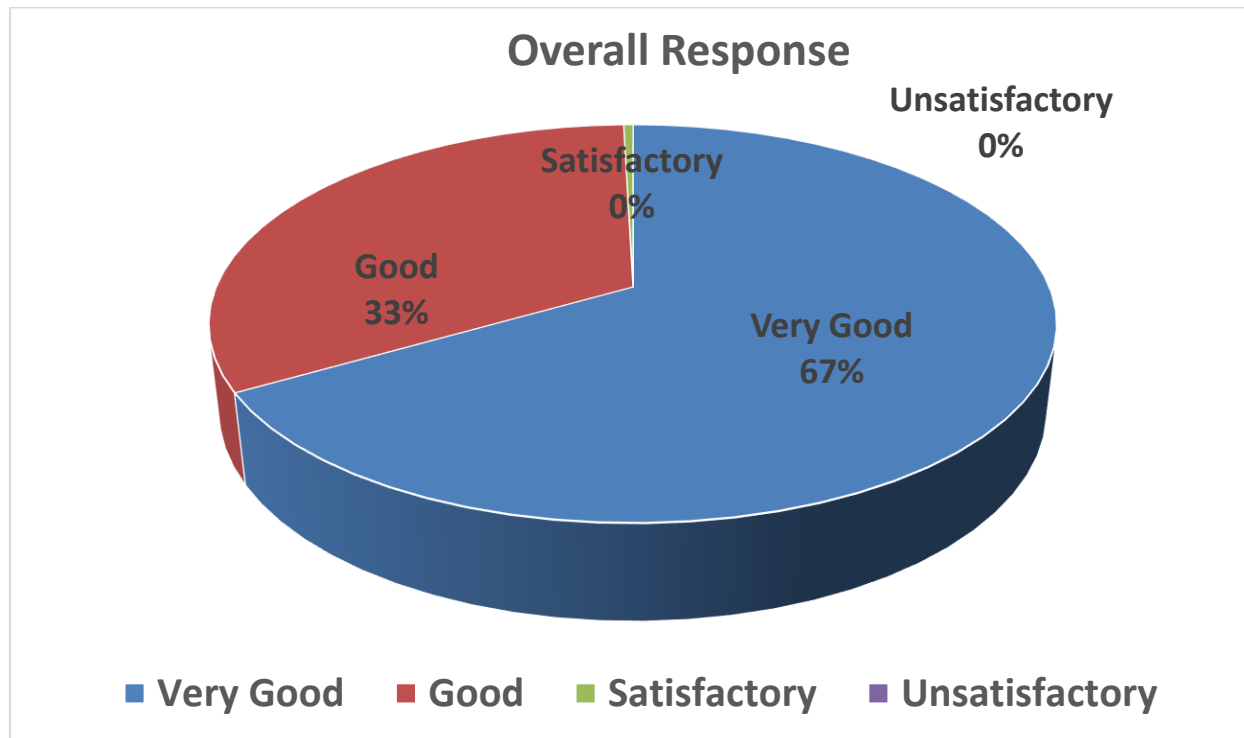


Feedback

Dr. N.M. Ghosh

Subject – Sports Physiotherapy

S. No	Question	Response			
		Very Good	Good	Satisfactory	Unsatisfactory
1.	A	22	4	0	0
2.	B	19	7	0	0
3.	C	20	6	0	0
4.	D	15	11	0	0
5.	E	11	15	0	0
6.	F	17	9	0	0
7.	G	15	11	0	0
8.	H	15	10	1	0
9.	I	22	4	0	0
TOTAL		156	77	1	0

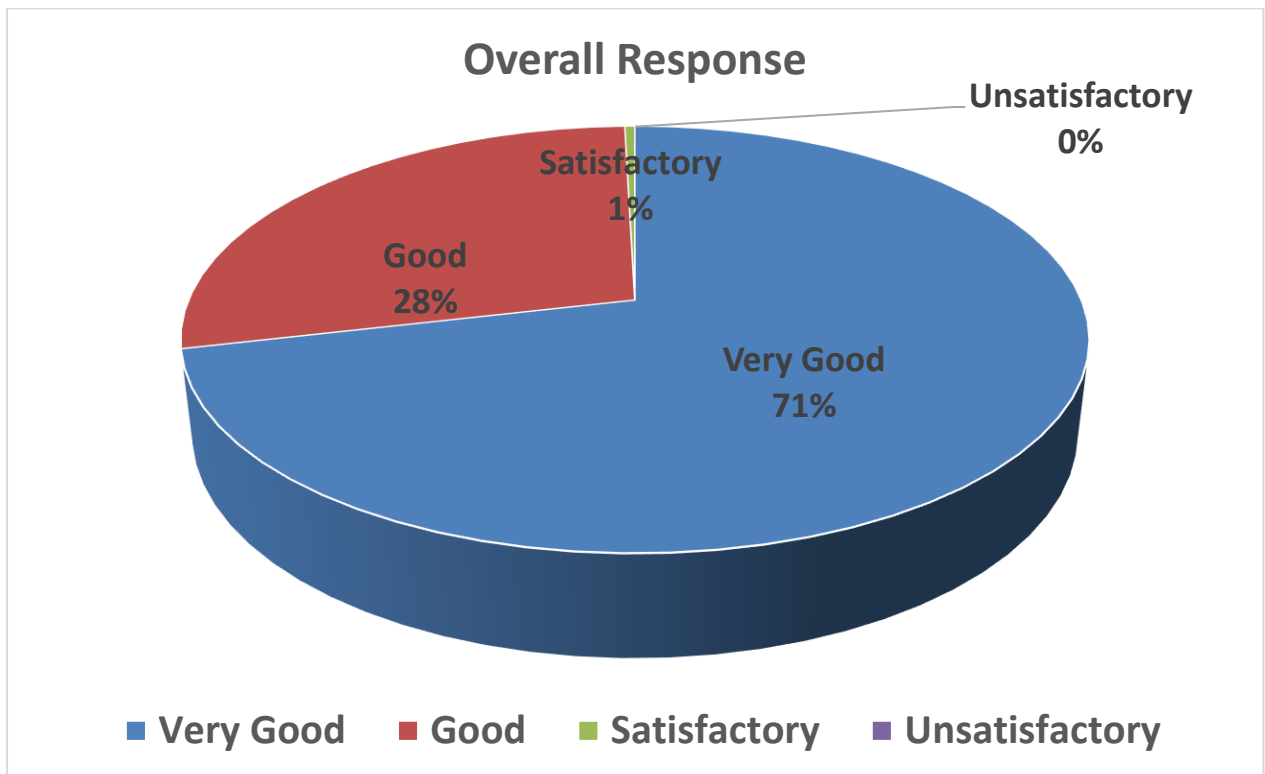


Feedback

Prof. Rajeev Choudhary

Subject – Foundation of Physical Education & Current Trends

S. No	Question	Response			
		Very Good	Good	Satisfactory	Unsatisfactory
1.	A	25	1	0	0
2.	B	14	11	1	0
3.	C	13	13	0	0
4.	D	15	11	0	0
5.	E	23	3	0	0
6.	F	17	9	0	0
7.	G	12	14	0	0
8.	H	23	3	0	0
9.	I	25	1	0	0
TOTAL		167	66	1	0

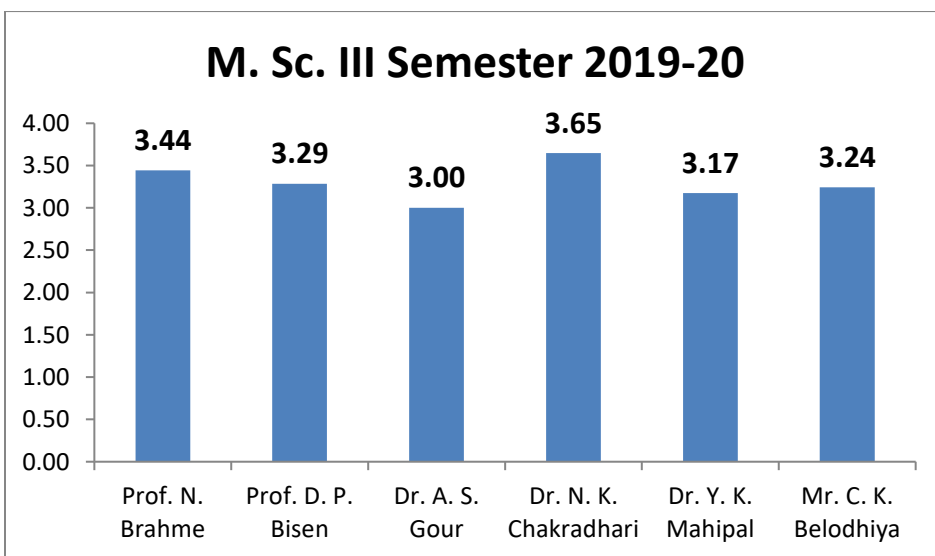

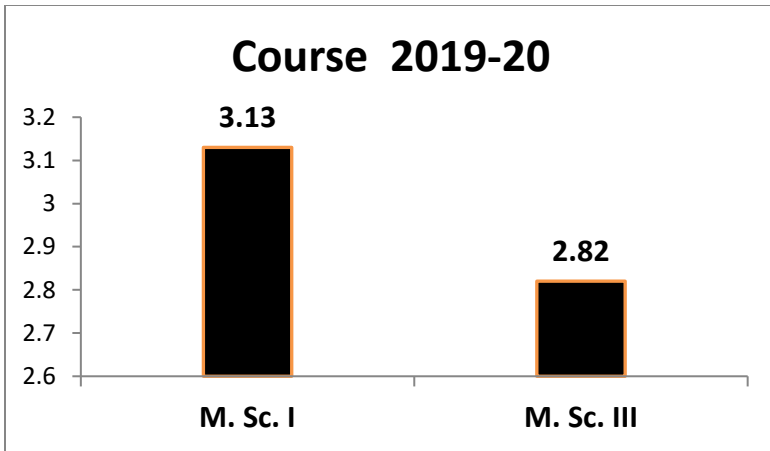


Feed Back Analysis
Remarks of the students on teachers
M. Sc. I Semester – Session- 2019-20

Name of the teachers	A	B	C	D
Prof. N. Brahme	25	15	0	0
Prof. D. P. Bisen	30	09	01	0
Dr. A. S. Gour	13	22	01	04
Dr. Y. K. Mahipal	16	18	04	02
Mr. C. K. Belodhiya	32	08	0	0
Course	11	23	06	0

Feed Back Analysis
Remarks of the students on teachers
M. Sc. III Semester - Session- 2019-20

Name of the teachers	A	B	C	D
Prof. N. Brahme	18	16	02	0
Prof. D. P. Bisen	14	17	04	0
Dr. A. S. Gour	08	20	06	01
Dr. N. K. Chakradhari	24	08	02	0
Dr. Y. K. Mahipal	08	12	02	01
Mr. C. K. Belodhiya	11	19	03	0
Course	06	21	11	01



School of Studies in Physics and Astrophysics
Pt Ravishankar Shukla University, Raipur
Action Taken Report on Feedback from Students (July 2019– June 2020)

The feedback forms for the session 2019-20 duly filled by the students of M.Sc. I to III semesters have been revealed in HOD chamber on **10.06.2020** before the in front of the staff members of SoS in Physics and Astrophysics, Pt. R. S. University. The students have candidly expressed their opinions regarding the classroom teaching skill of individual teachers, the infrastructure facilities, the laboratory facilities and the prescribed M.Sc. syllabi. Their opinions have been conveyed to the staff members and have been found very efficacious in assessing the improvement in teaching methodology and in restructuring the syllabi. However, it has been remarkably noticed that students stressed on the improvement of the facilities of the department like water cooler, NET coaching etc.

The process of collecting the feedback from the students will continue in the future and corresponding actions will be taken accordingly after analyzing the report.

Students Remarks and Action Taken

- **Teaching skills of teachers: Majority of students gave very appropriate remarks about teaching methods.** However, there remains always a scope for improvement.

Action taken: All the teachers are advised to keep on enhancing/ improving their teaching skill. They are also suggested to go to the classroom well prepared and interact frankly and more frequently with the students. As and when required they should make use of the modern audio-visual facilities and e-resources.

- **Course contents:** The feedback of students on the course contents these are upto the mark. However, a few remarks about up-gradation of M.Sc. III Sem. Lab have been found. On the Physics of Nano-materials, the students want to make changes according to the state of the arts syllabus.

Action taken: The content of the syllabi is continuously reviewed every year by the Board of Studies and the betterments will be incorporated as and when it will be needed.

The NET-JRF qualified staff and Ph. D. scholars are stated taking extra classes for Competitive Examination. In addition to all these, computers, internet facilities and Wi-Fi are made available to every student to carry out computer related experiments as well as to improve upon their network skills. For up-gradation of Solid State lab process of purchasing new instruments has initiated. In order to improve the personality of the students, seminars on every Saturday are given by the students where all faculty members and research scholar are present. The teachers are available for students at any time they need Most of the teachers stay in the university campus and are accessible to the students round the clock.



Head

Student feedback on Teachers (Separate for each teacher, please give only for those teachers who have taught you in

SN	Year	Name of the teacher	Course Program /Semester	Name of the course taught	Q1	Q2	Q3	Q4	Q5	Q6	Q7	Q8	Total	Overall	
1	2016-2017	Dr. Promila Singh	MA-I	Psychopathology	4	4	3	3	3	3	3	4	27	good	
2	2016-2017		MA-I	Psychopathology	4	4	3	3	3	3	3	3	4	27	good
3	2016-2017		MA-I	Psychopathology	4	4	3	3	3	3	3	3	4	27	good
4	2016-2017		MA-I	Psychopathology	4	4	4	3	4	2	4	4	4	29	good
5	2016-2017		MA-I	Psychopathology	4	4	4	4	4	4	4	4	4	32	very good
6	2016-2017		MA-I	Psychopathology	4	4	3	3	3	3	3	3	4	27	good
7	2016-2017		MA-I	Psychopathology	4	4	3	3	3	3	3	3	4	27	good
8	2016-2017		MA-I	Psychopathology	4	4	3	3	3	3	3	3	4	27	good
9	2016-2017		MA-I	Psychopathology	4	4	4	3	4	2	4	4	4	29	good
10	2016-2017		MA-I	Psychopathology	4	4	4	4	4	4	4	4	4	32	very good
11	2016-2017		MA-I	Psychopathology	4	4	3	3	3	3	3	3	4	27	good
12	2016-2017		MA-I	Psychopathology	4	4	3	3	3	3	3	3	4	27	good
13	2016-2017		MA-I	Psychopathology	4	4	3	3	3	3	3	3	4	27	good
14	2016-2017		MA-IV	Developmental Psychology	4	4	4	3	4	2	4	4	4	29	good
15	2016-2017		MA-IV	Developmental Psychology	4	4	4	4	4	4	4	4	4	32	very good
16	2016-2017		MA-IV	Developmental Psychology	4	4	3	3	3	3	3	3	4	27	good
17	2016-2017		MA-IV	Developmental Psychology	4	4	3	3	3	3	3	3	4	27	good
18	2016-2017		MA-IV	Developmental Psychology	4	4	3	3	3	3	3	3	4	27	good
19	2016-2017		MA-IV	Developmental Psychology	4	4	4	3	4	2	4	4	4	29	good
20	2016-2017		MA-IV	Developmental Psychology	4	4	4	4	4	4	4	4	4	32	very good

21	2016-2017	MA-IV	Developmental Psychology	4	4	3	3	3	3	3	4	27	good
22	2016-2017	MA-IV	Developmental Psychology	4	4	3	3	3	3	3	4	27	good
23	2016-2017	MA-IV	Developmental Psychology	4	4	3	3	3	3	3	4	27	good
24	2016-2017	MA-IV	Developmental Psychology	4	4	4	3	4	2	4	4	29	good
25	2016-2017	MA-IV	Developmental Psychology	4	4	3	3	3	3	3	4	27	good
26	2016-2017	PGC	Counselling Theories & Techniques	4	4	3	3	3	3	3	4	27	good
27	2016-2017	PGC	Counselling	4	4	3	3	3	3	3	4	27	good
28	2016-2017	PGC	Counselling Theories & Techniques	4	4	4	3	4	2	4	4	29	good
29	2016-2017	PGC	Counselling Theories & Techniques	4	4	4	4	4	4	4	4	32	very good
30	2016-2017	PGC	Counselling Theories & Techniques	4	4	4	3	4	2	4	4	29	good
31	2016-2017	PGC	Counselling Theories & Techniques	4	4	4	4	4	4	4	4	32	very good
32	2016-2017	PGC	Counselling Theories & Techniques	4	4	3	3	3	3	3	4	27	good
33	2016-2017	PGC	Counselling Theories & Techniques	4	4	3	3	3	3	3	4	27	good
34	2016-2017	MA-III & IV	Psychotherapeutic Counselling	4	4	3	3	3	3	3	4	27	good
35	2016-2017	MA-III & IV	Psychotherapeutic Counselling	4	4	4	3	4	2	4	4	29	good
36	2016-2017	MA-III & IV	Psychotherapeutic Counselling	4	4	4	4	4	4	4	4	32	very good
37	2016-2017	MA-III & IV	Psychotherapeutic Counselling	4	4	3	3	3	3	3	4	27	good
38	2016-2017	MA-III & IV	Psychotherapeutic Counselling	4	4	3	3	3	3	3	4	27	good
39	2016-2017	MA-III & IV	Psychotherapeutic Counselling	4	4	3	3	3	3	3	4	27	good
40	2016-2017	MA-III & IV	Psychotherapeutic Counselling	4	4	4	3	4	2	4	4	29	good

Dr. Basheer Hasan

41	2016-2017
42	2016-2017
43	2016-2017
44	2016-2017
45	2016-2017
46	2016-2017
47	2016-2017
48	2016-2017
49	2016-2017
50	2016-2017
51	2016-2017
52	2016-2017
53	2016-2017
54	2016-2017
55	2016-2017
56	2016-2017
57	2016-2017
58	2016-2017
59	2016-2017
60	2016-2017
61	2016-2017
62	2016-2017

MA-III & IV	Psychotherapeut ic Counselling	4	4	4	4	4	4	4	4	32	very good
MA-III & IV	Psychotherapeut ic Counselling	4	4	3	3	3	3	3	4	27	good
MA-III & IV	Psychotherapeut ic Counselling	4	4	3	3	3	3	3	4	27	good
MA-III & IV	Psychotherapeut ic Counselling	4	4	3	3	3	3	3	4	27	good
MA-III & IV	Psychotherapeut ic Counselling	4	4	4	3	4	2	4	4	29	good
MA-III & IV	Psychotherapeut ic Counselling	4	4	4	4	4	4	4	4	32	very good
MA-III & IV	Psychotherapeut ic Counselling	4	4	3	3	3	3	3	4	27	good
MA-III & IV	Psychotherapeut ic Counselling	4	4	3	3	3	3	3	4	27	good
MA-III & IV	Psychotherapeut ic Counselling	4	4	3	3	3	3	3	4	27	good
MA-III & IV	Psychotherapeut ic Counselling	4	4	4	3	4	2	4	4	29	good
MA-III & IV	Psychotherapeut ic Counselling	4	4	4	4	4	4	4	4	32	very good
MA-III & IV	Psychotherapeut ic Counselling	4	4	3	3	3	3	3	4	27	good
PGC	Psychol gical Guidance	4	4	3	3	3	3	3	4	27	good
PGC	Psychol gical Guidance	4	4	3	3	3	3	3	4	27	good
PGC	Psychol gical Guidance	4	4	4	3	4	2	4	4	29	good
PGC	Psychol gical Guidance	4	4	4	4	4	4	4	4	32	very good
PGC	Psychol gical Guidance	4	4	3	3	3	3	3	4	27	good
PGC	Psychol gical Guidance	4	4	3	3	3	3	3	4	27	good
PGC	Psychol gical Guidance	4	4	3	3	3	3	3	4	27	good
PGC	Psychol gical Guidance	4	4	4	3	4	2	4	4	29	good
PGC	Psychol gical Guidance	4	4	4	4	4	4	4	4	32	very good
PGC	Psychol gical Guidance	4	4	3	3	3	3	3	4	27	good

63	2016-2017	Dr. Priyamvada Shrivastava	MA-I & III	Research Methods and Statistics / Health Behaviour	4	4	3	3	3	3	3	4	27	good
64	2016-2017		MA-I & III	Research Methods and Statistics / Health Behaviour	4	4	4	3	4	2	4	4	29	good
65	2016-2017		MA-I & III	Research Methods and Statistics / Health Behaviour	4	4	4	4	4	4	4	4	32	very good
66	2016-2017		MA-I & III	Research Methods and Statistics / Health Behaviour	4	4	3	3	3	3	3	4	27	good
67	2016-2017		MA-I & III	Research Methods and Statistics / Health Behaviour	4	4	3	3	3	3	3	4	27	good
68	2016-2017		MA-I & III	Research Methods and Statistics / Health Behaviour	4	4	3	3	3	3	3	4	27	good
69	2016-2017		MA-I & III	Research Methods and Statistics / Health Behaviour	4	4	4	3	4	2	4	4	29	good
70	2016-2017		MA-I & III	Research Methods and Statistics / Health Behaviour	4	4	4	4	4	4	4	4	32	very good
71	2016-2017		MA-I & III	Research Methods and Statistics / Health Behaviour	4	4	3	3	3	3	3	4	27	good

72	2016-2017		MA-I & II	Research Methods and Statistics / Health Behaviour	4	4	3	3	3	3	3	4	27	good
73	2016-2017		MA-I & II	Research Methods and Statistics / Health Behaviour	4	4	3	3	3	3	3	4	27	good
74	2016-2017		MA-I & II	Research Methods and Statistics / Health Behaviour	4	4	4	3	4	2	4	4	29	good
75	2016-2017		MA-I & II	Research Methods and Statistics / Health Behaviour	4	4	4	4	4	4	4	4	32	very good
76	2016-2017		MA-I & II	Research Methods and Statistics / Health Behaviour	4	4	3	3	3	3	3	4	27	good
77	2016-2017		MA-I & II	Research Methods and Statistics / Health Behaviour	4	4	3	3	3	3	3	4	27	good
78	2016-2017	Dr. Prabhavati Shukla	MA-I & II	Basic Psychological Process	4	4	3	3	3	3	3	4	27	good
79	2016-2017		MA-I & II	Basic Psychological Process	4	4	4	3	4	2	4	4	29	good
80	2016-2017		MA-I & II	Basic Psychological Process	4	4	4	4	4	4	4	4	32	very good
81	2016-2017		MA-I & II	Basic Psychological Process	4	4	3	3	3	3	3	4	27	good
82	2016-2017		MA-I & II	Basic Psychological Process	4	4	3	3	3	3	3	4	27	good
83	2016-2017		MA-I & II	Basic Psychological Process	4	4	3	3	3	3	3	4	27	good
84	2016-2017		MA-I & II	Basic Psychological Process	4	4	4	3	4	2	4	4	29	good

85	2016-2017
86	2016-2017
87	2016-2017
88	2016-2017
89	2016-2017
90	2016-2017
91	2016-2017
92	2016-2017
93	2016-2017
94	2016-2017
95	2016-2017
96	2016-2017
97	2016-2017
98	2016-2017
99	2016-2017
100	2016-2017
101	2016-2017
102	2016-2017
103	2016-2017

MA-I & III	Basic Psychological Process	4	4	4	4	4	4	4	4	32	very good
MA-I & III	Basic Psychological Process	4	4	3	3	3	3	3	4	27	good
MA-I & III	Basic Psychological Process	4	4	3	3	3	3	3	4	27	good
MA-I & III	Basic Psychological Process	4	4	3	3	3	3	3	4	27	good
MA-I & III	Basic Psychological Process	4	4	4	3	4	2	4	4	29	good
MA-I & III	Basic Psychological Process	4	4	4	4	4	4	4	4	32	very good
MA-I & III	Basic Psychological Process	4	4	3	3	3	3	3	4	27	good
MA-II & IV	Psychological Assessment	4	4	3	3	3	3	3	4	27	good
MA-II & IV	Psychological Assessment	4	4	3	3	3	3	3	4	27	good
MA-II & IV	Psychological Assessment	4	4	3	3	3	3	3	4	27	good
MA-II & IV	Psychological Assessment	4	4	4	3	4	2	4	4	29	good
MA-II & IV	Psychological Assessment	4	4	4	4	4	4	4	4	32	very good
MA-II & IV	Psychological Assessment	4	4	3	3	3	3	3	4	27	good
MA-II & IV	Psychological Assessment	4	4	3	3	3	3	3	4	27	good
MA-II & IV	Psychological Assessment	4	4	3	3	3	3	3	4	27	good
MA-II & IV	Psychological Assessment	4	4	4	3	4	2	4	4	29	good
MA-II & IV	Psychological Assessment	4	4	4	4	4	4	4	4	32	very good
MA-II & IV	Psychological Assessment	4	4	3	3	3	3	3	4	27	good
MA-II & IV	Psychological Assessment	4	4	3	3	3	3	3	4	27	good
MA-II & IV	Psychological Assessment	4	4	3	3	3	3	3	4	27	good

104	2016-2017	Dr. Meeta Jha	MA-II & IV	Psychological Assessment	4	4	3	3	3	3	3	4	27	good
105	2016-2017		MA-I & III	Social Psychology /Clinical Diagnosis	4	4	4	3	4	2	4	4	29	good
106	2016-2017		MA-I & III	Social Psychology /Clinical Diagnosis	4	4	4	4	4	4	4	4	32	very good
107	2016-2017		MA-I & III	Social Psychology /Clinical Diagnosis	4	4	3	3	3	3	3	4	27	good
108	2016-2017		MA-I & III	Social Psychology /Clinical Diagnosis	4	4	3	3	3	3	3	4	27	good
109	2016-2017		MA-I & III	Social Psychology /Clinical Diagnosis	4	4	3	3	3	3	3	4	27	good
110	2016-2017		MA-I & III	Social Psychology /Clinical Diagnosis	4	4	4	3	4	2	4	4	29	good
111	2016-2017		MA-I & III	Social Psychology /Clinical Diagnosis	4	4	4	4	4	4	4	4	32	very good
112	2016-2017		MA-I & III	Social Psychology /Clinical Diagnosis	4	4	3	3	3	3	3	4	27	good
113	2016-2017		MA-I & III	Social Psychology /Clinical Diagnosis	4	4	3	3	3	3	3	4	27	good
114	2016-2017		MA-I & III	Social Psychology /Clinical Diagnosis	4	4	3	3	3	3	3	4	27	good
115	2016-2017		MA-I & III	Social Psychology /Clinical Diagnosis	4	4	4	3	4	2	4	4	29	good
116	2016-2017		MA-I & III	Social Psychology /Clinical Diagnosis	4	4	4	4	4	4	4	4	32	very good
117	2016-2017		MA-I & III	Social Psychology /Clinical Diagnosis	4	4	3	3	3	3	3	4	27	good
118	2016-2017	MA-I & III	Social Psychology /Clinical Diagnosis	4	4	3	3	3	3	3	4	27	good	
119	2016-2017	MA-II & IV	Social Psychology /Clinical Diagnosis	4	4	3	3	3	3	3	4	27	good	

120	2016-2017
121	2016-2017
122	2016-2017
123	2016-2017
124	2016-2017
125	2016-2017
126	2016-2017
127	2016-2017
128	2016-2017
129	2016-2017
130	2016-2017
131	2016-2017
132	2016-2017
133	2016-2017
134	2016-2017
135	2016-2017
136	2016-2017

MA-II & IV	Social Psychology /Clinical Diagnosis	4	4	4	3	4	2	4	4	29	good
MA-II & IV	Social Psychology /Clinical Diagnosis	4	4	4	4	4	4	4	4	32	very good
MA-II & IV	Social Psychology /Clinical Diagnosis	4	4	3	3	3	3	3	4	27	good
MA-II & IV	Social Psychology /Clinical Diagnosis	4	4	3	3	3	3	3	4	27	good
MA-II & IV	Social Psychology /Clinical Diagnosis	4	4	3	3	3	3	3	4	27	good
MA-II & IV	Social Psychology /Clinical Diagnosis	4	4	4	3	4	2	4	4	29	good
MA-II & IV	Social Psychology /Clinical Diagnosis	4	4	4	4	4	4	4	4	32	very good
MA-II & IV	Social Psychology /Clinical Diagnosis	4	4	3	3	3	3	3	4	27	good
MA-II & IV	Social Psychology /Clinical Diagnosis	4	4	3	3	3	3	3	4	27	good
MA-II & IV	Social Psychology /Clinical Diagnosis	4	4	3	3	3	3	3	4	27	good
MA-II & IV	Social Psychology /Clinical Diagnosis	4	4	4	3	4	2	4	4	29	good
MA-II & IV	Social Psychology /Clinical Diagnosis	4	4	4	4	4	4	4	4	32	very good
PGC	Psycholgical Guidance	4	4	3	3	3	3	3	4	27	good
PGC	Psycholgical Guidance	4	4	3	3	3	3	3	4	27	good
PGC	Psycholgical Guidance	4	4	3	3	3	3	3	4	27	good
PGC	Psycholgical Guidance	4	4	4	3	4	2	4	4	29	good
PGC	Psycholgical Guidance	4	4	4	4	4	4	4	4	32	very good

137	2016-2017		PGC	Psychological Guidance	4	4	3	3	3	3	3	4	27	good
138	2016-2017		PGC	Psychological Guidance	4	4	3	3	3	3	3	4	27	good
139	2016-2017		PGC	Psychological Guidance	4	4	3	3	3	3	3	4	27	good
140	2016-2017		PGC	Psychological Guidance	4	4	4	3	4	2	4	4	29	good
141	2016-2017		PGC	Psychological Guidance	4	4	4	4	4	4	4	4	32	very good
142	2017-2018	Dr. Promila Singh	MA-I	Psychopathology	4	4	3	3	3	3	3	4	27	good
143	2017-2018		MA-I	Psychopathology	4	4	3	3	3	3	3	4	27	good
144	2017-2018		MA-I	Psychopathology	4	4	3	3	3	3	3	4	27	good
145	2017-2018		MA-I	Psychopathology	4	4	4	3	4	2	4	4	29	good
146	2017-2018		MA-I	Psychopathology	4	4	4	4	4	4	4	4	32	very good
147	2017-2018		MA-I	Psychopathology	4	4	3	3	3	3	3	4	27	good
148	2017-2018		MA-I	Psychopathology	4	4	3	3	3	3	3	4	27	good
149	2017-2018		MA-I	Psychopathology	4	4	3	3	3	3	3	4	27	good
150	2017-2018		MA-I	Psychopathology	4	4	4	3	4	2	4	4	29	good
151	2017-2018		MA-I	Psychopathology	4	4	4	4	4	4	4	4	32	very good
152	2017-2018		MA-I	Psychopathology	4	4	3	3	3	3	3	4	27	good
153	2017-2018		MA-I	Psychopathology	4	4	3	3	3	3	3	4	27	good
154	2017-2018		MA-I	Psychopathology	4	4	3	3	3	3	3	4	27	good
155	2017-2018		MA-IV	Developmental Psychology	4	4	4	3	4	2	4	4	29	good
156	2017-2018		MA-IV	Developmental Psychology	4	4	4	4	4	4	4	4	32	very good
157	2017-2018		MA-IV	Developmental Psychology	4	4	3	3	3	3	3	4	27	good
158	2017-2018		MA-IV	Developmental Psychology	4	4	3	3	3	3	3	4	27	good
159	2017-2018		MA-IV	Developmental Psychology	4	4	3	3	3	3	3	4	27	good
160	2017-2018		MA-IV	Developmental Psychology	4	4	4	3	4	2	4	4	29	good
161	2017-2018	MA-IV	Developmental Psychology	4	4	4	4	4	4	4	4	32	very good	

162	2017-2018		MA-IV	Developmental Psychology	4	4	3	3	3	3	3	4	27	good
163	2017-2018		MA-IV	Developmental Psychology	4	4	3	3	3	3	3	4	27	good
164	2017-2018		MA-IV	Developmental Psychology	4	4	3	3	3	3	3	4	27	good
165	2017-2018		MA-IV	Developmental Psychology	4	4	4	3	4	2	4	4	29	good
166	2017-2018		MA-IV	Developmental Psychology	4	4	3	3	3	3	3	4	27	good
167	2017-2018		PGC	Counselling Theories & Techniques	4	4	3	3	3	3	3	4	27	good
168	2017-2018		PGC	Counselling Theories & Techniques	4	4	3	3	3	3	3	4	27	good
169	2017-2018		PGC	Counselling Theories & Techniques	4	4	4	3	4	2	4	4	29	good
170	2017-2018		PGC	Counselling Theories & Techniques	4	4	4	4	4	4	4	4	32	very good
171	2017-2018		PGC	Counselling Theories & Techniques	4	4	4	3	4	2	4	4	29	good
172	2017-2018		PGC	Counselling Theories & Techniques	4	4	4	4	4	4	4	4	32	very good
173	2017-2018		PGC	Counselling Theories & Techniques	4	4	3	3	3	3	3	4	27	good
174	2017-2018		PGC	Counselling Theories & Techniques	4	4	3	3	3	3	3	4	27	good
175	2017-2018	Dr. Basheer Hasan	MA-III & IV	Psychotherapeutic Counselling	4	4	3	3	3	3	3	4	27	good
176	2017-2018		MA-III & IV	Psychotherapeutic Counselling	4	4	4	3	4	2	4	4	29	good
177	2017-2018		MA-III & IV	Psychotherapeutic Counselling	4	4	4	4	4	4	4	4	32	very good
178	2017-2018		MA-III & IV	Psychotherapeutic Counselling	4	4	3	3	3	3	3	4	27	good
179	2017-2018		MA-III & IV	Psychotherapeutic Counselling	4	4	3	3	3	3	3	4	27	good
180	2017-2018		MA-III & IV	Psychotherapeutic Counselling	4	4	3	3	3	3	3	4	27	good

181	2017-2018
182	2017-2018
183	2017-2018
184	2017-2018
185	2017-2018
186	2017-2018
187	2017-2018
188	2017-2018
189	2017-2018
190	2017-2018
191	2017-2018
192	2017-2018
193	2017-2018
194	2017-2018
195	2017-2018
196	2017-2018
197	2017-2018
198	2017-2018
199	2017-2018
200	2017-2018
201	2017-2018
202	2017-2018

MA-III & IV	Psychotherapeut ic Counselling	4	4	4	3	4	2	4	4	29	good
MA-III & IV	Psychotherapeut ic Counselling	4	4	4	4	4	4	4	4	32	very good
MA-III & IV	Psychotherapeut ic Counselling	4	4	3	3	3	3	3	4	27	good
MA-III & IV	Psychotherapeut ic Counselling	4	4	3	3	3	3	3	4	27	good
MA-III & IV	Psychotherapeut ic Counselling	4	4	3	3	3	3	3	4	27	good
MA-III & IV	Psychotherapeut ic Counselling	4	4	4	3	4	2	4	4	29	good
MA-III & IV	Psychotherapeut ic Counselling	4	4	4	4	4	4	4	4	32	very good
MA-III & IV	Psychotherapeut ic Counselling	4	4	3	3	3	3	3	4	27	good
MA-III & IV	Psychotherapeut ic Counselling	4	4	3	3	3	3	3	4	27	good
MA-III & IV	Psychotherapeut ic Counselling	4	4	3	3	3	3	3	4	27	good
MA-III & IV	Psychotherapeut ic Counselling	4	4	4	3	4	2	4	4	29	good
MA-III & IV	Psychotherapeut ic Counselling	4	4	4	4	4	4	4	4	32	very good
MA-III & IV	Psychotherapeut ic Counselling	4	4	3	3	3	3	3	4	27	good
PGC	Psycholgical Guidance	4	4	3	3	3	3	3	4	27	good
PGC	Psycholgical Guidance	4	4	3	3	3	3	3	4	27	good
PGC	Psycholgical Guidance	4	4	4	3	4	2	4	4	29	good
PGC	Psycholgical Guidance	4	4	4	4	4	4	4	4	32	very good
PGC	Psycholgical Guidance	4	4	3	3	3	3	3	4	27	good
PGC	Psycholgical Guidance	4	4	3	3	3	3	3	4	27	good
PGC	Psycholgical Guidance	4	4	3	3	3	3	3	4	27	good
PGC	Psycholgical Guidance	4	4	4	3	4	2	4	4	29	good
PGC	Psycholgical Guidance	4	4	4	4	4	4	4	4	32	very good

204	2017-2018		PGDRP	Rehabilitation Assessment and Counselling	4	4	3	3	3	3	3	4	27	good
205	2017-2018		PGDRP	Rehabilitation Assessment and Counselling	4	4	3	3	3	3	3	4	27	good
206	2017-2018		PGDRP	Rehabilitation Assessment and Counselling	4	4	4	3	4	2	4	4	29	good
207	2017-2018		PGDRP	Rehabilitation Assessment and Counselling	4	4	4	4	4	4	4	4	32	very good
208	2017-2018		PGDRP	Rehabilitation Assessment and Counselling	4	4	3	3	3	3	3	4	27	good
209	2017-2018		PGDRP	Rehabilitation Assessment and Counselling	4	4	3	3	3	3	3	4	27	good
210	2017-2018		PGDRP	Rehabilitation Assessment and Counselling	4	4	3	3	3	3	3	4	27	good
211	2017-2018	Dr. Priyamvada Shrivastava	MA-I & III	Research Methods and Statistics / Health Behaviour	4	4	3	3	3	3	3	4	27	good
212	2017-2018		MA-I & III	Research Methods and Statistics / Health Behaviour	4	4	4	3	4	2	4	4	29	good

213	2017-2018
214	2017-2018
215	2017-2018
216	2017-2018
217	2017-2018
218	2017-2018
219	2017-2018
220	2017-2018
221	2017-2018

MA-I & III	Research Methods and Statistics / Health Behaviour	4	4	4	4	4	4	4	4	32	very good
MA-I & III	Research Methods and Statistics / Health Behaviour	4	4	3	3	3	3	3	4	27	good
MA-I & III	Research Methods and Statistics / Health Behaviour	4	4	3	3	3	3	3	4	27	good
MA-I & III	Research Methods and Statistics / Health Behaviour	4	4	3	3	3	3	3	4	27	good
MA-I & III	Research Methods and Statistics / Health Behaviour	4	4	4	3	4	2	4	4	29	good
MA-I & III	Research Methods and Statistics / Health Behaviour	4	4	4	4	4	4	4	4	32	very good
MA-I & III	Research Methods and Statistics / Health Behaviour	4	4	3	3	3	3	3	4	27	good
MA-I & III	Research Methods and Statistics / Health Behaviour	4	4	3	3	3	3	3	4	27	good
MA-I & III	Research Methods and Statistics / Health Behaviour	4	4	3	3	3	3	3	4	27	good

222	2017-2018		MA-I & III	Research Methods and Statistics / Health Behaviour	4	4	4	3	4	2	4	4	29	good
223	2017-2018		MA-I & III	Research Methods and Statistics / Health Behaviour	4	4	4	4	4	4	4	4	32	very good
224	2017-2018		MA-I & III	Research Methods and Statistics / Health Behaviour	4	4	3	3	3	3	3	4	27	good
225	2017-2018		MA-I & III	Research Methods and Statistics / Health Behaviour	4	4	3	3	3	3	3	4	27	good
226	2017-2018		PGDRP	Community Based Rehabilitation	4	4	3	3	3	3	3	4	27	good
227	2017-2018		PGDRP	Community Based Rehabilitation	4	4	4	3	4	2	4	4	29	good
228	2017-2018		PGDRP	Community Based Rehabilitation	4	4	4	4	4	4	4	4	32	very good
229	2017-2018		PGDRP	Community Based Rehabilitation	4	4	3	3	3	3	3	4	27	good
230	2017-2018		PGDRP	Community Based Rehabilitation	4	4	3	3	3	3	3	4	27	good
231	2017-2018		PGDRP	Community Based Rehabilitation	4	4	3	3	3	3	3	4	27	good
232	2017-2018		PGDRP	Community Based Rehabilitation									0	good
233	2017-2018	Dr. Prabhavati Shukla	MA-I & III	Basic Psychological Process	4	4	3	3	3	3	3	4	27	good
234	2017-2018		MA-I & III	Basic Psychological	4	4	4	3	4	2	4	4	29	good

235	2017-2018
236	2017-2018
237	2017-2018
238	2017-2018
239	2017-2018
240	2017-2018
241	2017-2018
242	2017-2018
243	2017-2018
244	2017-2018
245	2017-2018
246	2017-2018
247	2017-2018
248	2017-2018
249	2017-2018
250	2017-2018
251	2017-2018
252	2017-2018
253	2017-2018

MA-I & III	Basic Psychological Process	4	4	4	4	4	4	4	4	32	very good
MA-I & III	Basic Psychological Process	4	4	3	3	3	3	3	4	27	good
MA-I & III	Basic Psychological Process	4	4	3	3	3	3	3	4	27	good
MA-I & III	Basic Psychological Process	4	4	3	3	3	3	3	4	27	good
MA-I & III	Basic Psychological Process	4	4	4	3	4	2	4	4	29	good
MA-I & III	Basic Psychological Process	4	4	4	4	4	4	4	4	32	very good
MA-I & III	Basic Psychological Process	4	4	3	3	3	3	3	4	27	good
MA-I & III	Basic Psychological Process	4	4	3	3	3	3	3	4	27	good
MA-I & III	Basic Psychological Process	4	4	3	3	3	3	3	4	27	good
MA-I & III	Basic Psychological Process	4	4	4	3	4	2	4	4	29	good
MA-I & III	Basic Psychological Process	4	4	4	4	4	4	4	4	32	very good
MA-I & III	Basic Psychological Process	4	4	3	3	3	3	3	4	27	good
MA-II & IV	Psychological Assessment	4	4	3	3	3	3	3	4	27	good
MA-II & IV	Psychological Assessment	4	4	3	3	3	3	3	4	27	good
MA-II & IV	Psychological Assessment	4	4	3	3	3	3	3	4	27	good
MA-II & IV	Psychological Assessment	4	4	4	3	4	2	4	4	29	good
MA-II & IV	Psychological Assessment	4	4	4	4	4	4	4	4	32	very good
MA-II & IV	Psychological Assessment	4	4	3	3	3	3	3	4	27	good
MA-II & IV	Psychological Assessment	4	4	3	3	3	3	3	4	27	good

254	2017-2018		MA- II & IV	Psychological Assessment	4	4	3	3	3	3	3	4	27	good
255	2017-2018		MA- II & IV	Psychological Assessment	4	4	4	3	4	2	4	4	29	good
256	2017-2018		MA- II & IV	Psychological Assessment	4	4	4	4	4	4	4	4	32	very good
257	2017-2018		MA- II & IV	Psychological Assessment	4	4	3	3	3	3	3	4	27	good
258	2017-2018		MA- II & IV	Psychological Assessment	4	4	3	3	3	3	3	4	27	good
259	2017-2018		MA- II & IV	Psychological Assessment	4	4	3	3	3	3	3	4	27	good
260	2017-2018	Dr. Meeta Jha	MA-I & III	Social Psychology /Clinical Diagnosis	4	4	4	3	4	2	4	4	29	good
261	2017-2018		MA-I & III	Social Psychology /Clinical Diagnosis	4	4	4	4	4	4	4	4	32	very good
262	2017-2018		MA-I & III	Social Psychology /Clinical Diagnosis	4	4	3	3	3	3	3	4	27	good
263	2017-2018		MA-I & III	Social Psychology /Clinical Diagnosis	4	4	3	3	3	3	3	4	27	good
264	2017-2018		MA-I & III	Social Psychology /Clinical Diagnosis	4	4	3	3	3	3	3	4	27	good
265	2017-2018		MA-I & III	Social Psychology /Clinical Diagnosis	4	4	4	3	4	2	4	4	29	good
266	2017-2018		MA-I & III	Social Psychology /Clinical Diagnosis	4	4	4	4	4	4	4	4	32	very good
267	2017-2018		MA-I & III	Social Psychology /Clinical Diagnosis	4	4	3	3	3	3	3	4	27	good
268	2017-2018		MA-I & III	Social Psychology /Clinical Diagnosis	4	4	3	3	3	3	3	4	27	good
269	2017-2018		MA-I & III	Social Psychology /Clinical	4	4	3	3	3	3	3	4	27	good

270	2017-2018
271	2017-2018
272	2017-2018
273	2017-2018
274	2017-2018
275	2017-2018
276	2017-2018
277	2017-2018
278	2017-2018
279	2017-2018
280	2017-2018
281	2017-2018
282	2017-2018
283	2017-2018

MA-I & III	Social Psychology /Clinical Diagnosis	4	4	4	3	4	2	4	4	29	good
MA-I & III	Social Psychology /Clinical Diagnosis	4	4	4	4	4	4	4	4	32	very good
MA-I & III	Social Psychology /Clinical Diagnosis	4	4	3	3	3	3	3	4	27	good
MA-I & III	Social Psychology /Clinical Diagnosis	4	4	3	3	3	3	3	4	27	good
MA- II & IV	Social Psychology /Clinical Diagnosis	4	4	3	3	3	3	3	4	27	good
MA- II & IV	Social Psychology /Clinical Diagnosis	4	4	4	3	4	2	4	4	29	good
MA- II & IV	Social Psychology /Clinical Diagnosis	4	4	4	4	4	4	4	4	32	very good
MA- II & IV	Social Psychology /Clinical Diagnosis	4	4	3	3	3	3	3	4	27	good
MA- II & IV	Social Psychology /Clinical Diagnosis	4	4	3	3	3	3	3	4	27	good
MA- II & IV	Social Psychology /Clinical Diagnosis	4	4	3	3	3	3	3	4	27	good
MA- II & IV	Social Psychology /Clinical Diagnosis	4	4	4	3	4	2	4	4	29	good
MA- II & IV	Social Psychology /Clinical Diagnosis	4	4	4	4	4	4	4	4	32	very good
MA- II & IV	Social Psychology /Clinical Diagnosis	4	4	3	3	3	3	3	4	27	good
MA- II & IV	Social Psychology /Clinical Diagnosis	4	4	3	3	3	3	3	4	27	good

284	2017-2018	MA- II & IV	Social Psychology /Clinical Diagnosis	4	4	3	3	3	3	3	4	27	good
285	2017-2018	MA- II & IV	Social Psychology /Clinical Diagnosis	4	4	4	3	4	2	4	4	29	good
286	2017-2018	MA- II & IV	Social Psychology /Clinical Diagnosis	4	4	4	4	4	4	4	4	32	very good
287	2017-2018	PGC	Psychological Guidance	4	4	3	3	3	3	3	4	27	good
288	2017-2018	PGC	Psychological Guidance	4	4	3	3	3	3	3	4	27	good
289	2017-2018	PGC	Psychological Guidance	4	4	3	3	3	3	3	4	27	good
290	2017-2018	PGC	Psychological Guidance	4	4	4	3	4	2	4	4	29	good
291	2017-2018	PGC	Psychological Guidance	4	4	4	4	4	4	4	4	32	very good
292	2017-2018	PGC	Psychological Guidance	4	4	3	3	3	3	3	4	27	good
293	2017-2018	PGC	Psychological Guidance	4	4	3	3	3	3	3	4	27	good
294	2017-2018	PGC	Psychological Guidance	4	4	3	3	3	3	3	4	27	good
295	2017-2018	PGC	Psychological Guidance	4	4	4	3	4	2	4	4	29	good
296	2017-2018	PGC	Psychological Guidance	4	4	4	4	4	4	4	4	32	very good
297	2017-2018	PGDRP	Disability and Rehabilitation/Rehabilitation Assessment and Counselling	4	4	3	3	3	3	3	4	27	good
298	2017-2018	PGDRP	Disability and Rehabilitation/Rehabilitation Assessment and Counselling	4	4	3	3	3	3	3	4	27	good
299	2017-2018	PGDRP	Disability and Rehabilitation/Rehabilitation Assessment and Counselling	4	4	4	3	4	2	4	4	29	good

Shama Hamdani

300	2017-2018		PGDRP	Disability and Rehabilitation/Rehabilitation Assessment and Counselling	4	4	4	4	4	4	4	4	4	32	very good
301	2017-2018		PGDRP	Disability and Rehabilitation/Rehabilitation Assessment and Counselling	4	4	3	3	3	3	3	3	4	27	good
302	2017-2018		PGDRP	Disability and Rehabilitation/Rehabilitation Assessment and Counselling	4	4	3	3	3	3	3	3	4	27	good
303	2017-2018		PGDRP	Disability and Rehabilitation/Rehabilitation Assessment and Counselling	4	4	3	3	3	3	3	3	4	27	good
304	2017-2018		PGDRP	Disability and Rehabilitation/Rehabilitation Assessment and Counselling	4	4	3	3	3	3	3	3	4	27	good
305	2017-2018	Narendra Verma	PGDRP	Psychosocial Issues in Disabilities/Community Based Rehabilitation	4	4	3	3	3	3	3	3	4	27	good
306	2017-2018		PGDRP	Psychosocial Issues in Disabilities/Community Based Rehabilitation	4	4	4	3	4	2	4	4	4	29	good

307	2017-2018		PGDRP	Psychosocial Issues in Disabilities/Community Based Rehabilitation	4	4	4	4	4	4	4	4	4	32	very good
308	2017-2018		PGDRP	Psychosocial Issues in Disabilities/Community Based Rehabilitation	4	4	3	3	3	3	3	3	4	27	good
309	2017-2018		PGDRP	Psychosocial Issues in Disabilities/Community Based Rehabilitation	4	4	3	3	3	3	3	3	4	27	good
310	2017-2018		PGDRP	Psychosocial Issues in Disabilities/Community Based Rehabilitation	4	4	3	3	3	3	3	3	4	27	good
311	2017-2018		PGDRP	Psychosocial Issues in Disabilities/Community Based Rehabilitation	4	4	4	3	4	2	4	4	4	29	good
312	2018-2019	Dr. Promila Singh	MA-I	Psychopathology	4	4	3	3	3	3	3	3	4	27	good
313	2018-2019		MA-I	Psychopathology	4	4	3	3	3	3	3	3	4	27	good
314	2018-2019		MA-I	Psychopathology	4	4	3	3	3	3	3	3	4	27	good
315	2018-2019		MA-I	Psychopathology	4	4	4	3	4	2	4	4	4	29	good
316	2018-2019		MA-I	Psychopathology	4	4	4	4	4	4	4	4	4	32	very good
317	2018-2019		MA-I	Psychopathology	4	4	3	3	3	3	3	3	4	27	good
318	2018-2019		MA-I	Psychopathology	4	4	3	3	3	3	3	3	4	27	good
319	2018-2019		MA-I	Psychopathology	4	4	3	3	3	3	3	3	4	27	good
320	2018-2019		MA-I	Psychopathology	4	4	4	3	4	2	4	4	4	29	good
321	2018-2019		MA-I	Psychopathology	4	4	4	4	4	4	4	4	4	32	very good
322	2018-2019		MA-I	Psychopathology	4	4	3	3	3	3	3	3	4	27	good

324	2018-2019
325	2018-2019
326	2018-2019
327	2018-2019
328	2018-2019
329	2018-2019
330	2018-2019
331	2018-2019
332	2018-2019
333	2018-2019
334	2018-2019
335	2018-2019
336	2018-2019
337	2018-2019
338	2018-2019
339	2018-2019
340	2018-2019
341	2018-2019
342	2018-2019
343	2018-2019

MA-I	Psychopathology	4	4	3	3	3	3	3	4	27	good
MA-IV	Developmental Psychology	4	4	4	3	4	2	4	4	29	good
MA-IV	Developmental Psychology	4	4	4	4	4	4	4	4	32	very good
MA-IV	Developmental Psychology	4	4	3	3	3	3	3	4	27	good
MA-IV	Developmental Psychology	4	4	3	3	3	3	3	4	27	good
MA-IV	Developmental Psychology	4	4	3	3	3	3	3	4	27	good
MA-IV	Developmental Psychology	4	4	4	4	4	4	4	4	32	very good
MA-IV	Developmental Psychology	4	4	3	3	3	3	3	4	27	good
MA-IV	Developmental Psychology	4	4	4	4	4	4	4	4	32	very good
MA-IV	Developmental Psychology	4	4	3	3	3	3	3	4	27	good
MA-IV	Developmental Psychology	4	4	3	3	3	3	3	4	27	good
MA-IV	Developmental Psychology	4	4	4	3	4	2	4	4	29	good
MA-IV	Developmental Psychology	4	4	3	3	3	3	3	4	27	good
MA-IV	Developmental Psychology	4	4	3	3	3	3	3	4	27	good
PGC	Counselling Theories & Techniques	4	4	3	3	3	3	3	4	27	good
PGC	Counselling Theories & Techniques	4	4	3	3	3	3	3	4	27	good
PGC	Counselling Theories & Techniques	4	4	4	3	4	2	4	4	29	good
PGC	Counselling Theories & Techniques	4	4	4	4	4	4	4	4	32	very good
PGC	Counselling Theories & Techniques	4	4	4	3	4	2	4	4	29	good
PGC	Counselling Theories & Techniques	4	4	4	4	4	4	4	4	32	very good
PGC	Counselling Theories & Techniques	4	4	3	3	3	3	3	4	27	good

344	2018-2019	Dr. Basheer Hasan	PGC	Counselling Theories & Techniques	4	4	3	3	3	3	3	4	27	good
345	2018-2019		MA-III & IV	Psychotherapeutic Counselling	4	4	3	3	3	3	3	4	27	good
346	2018-2019		MA-III & IV	Psychotherapeutic Counselling	4	4	4	3	4	2	4	4	29	good
347	2018-2019		MA-III & IV	Psychotherapeutic Counselling	4	4	4	4	4	4	4	4	32	very good
348	2018-2019		MA-III & IV	Psychotherapeutic Counselling	4	4	3	3	3	3	3	4	27	good
349	2018-2019		MA-III & IV	Psychotherapeutic Counselling	4	4	3	3	3	3	3	4	27	good
350	2018-2019		MA-III & IV	Psychotherapeutic Counselling	4	4	3	3	3	3	3	4	27	good
351	2018-2019		MA-III & IV	Psychotherapeutic Counselling	4	4	4	3	4	2	4	4	29	good
352	2018-2019		MA-III & IV	Psychotherapeutic Counselling	4	4	4	4	4	4	4	4	32	very good
353	2018-2019		MA-III & IV	Psychotherapeutic Counselling	4	4	3	3	3	3	3	4	27	good
354	2018-2019		MA-III & IV	Psychotherapeutic Counselling	4	4	3	3	3	3	3	4	27	good
355	2018-2019		MA-III & IV	Psychotherapeutic Counselling	4	4	3	3	3	3	3	4	27	good
356	2018-2019		MA-III & IV	Psychotherapeutic Counselling	4	4	4	3	4	2	4	4	29	good
357	2018-2019		MA-III & IV	Psychotherapeutic Counselling	4	4	4	4	4	4	4	4	32	very good
358	2018-2019		MA-III & IV	Psychotherapeutic Counselling	4	4	3	3	3	3	3	4	27	good
359	2018-2019		MA-III & IV	Psychotherapeutic Counselling	4	4	3	3	3	3	3	4	27	good
360	2018-2019		MA-III & IV	Psychotherapeutic Counselling	4	4	3	3	3	3	3	4	27	good
361	2018-2019	MA-III & IV	Psychotherapeutic Counselling	4	4	4	3	4	2	4	4	29	good	
362	2018-2019	MA-III & IV	Psychotherapeutic Counselling	4	4	4	4	4	4	4	4	32	very good	

363	2018-2019		MA-III & IV	Psychotherapeutic Counselling	4	4	3	3	3	3	3	4	27	good
364	2018-2019		PGC	Psycholglcal Guidance	4	4	3	3	3	3	3	4	27	good
365	2018-2019		PGC	Psycholglcal Guidance	4	4	3	3	3	3	3	4	27	good
366	2018-2019		PGC	Psycholglcal Guidance	4	4	4	3	4	2	4	4	29	good
367	2018-2019		PGC	Psycholglcal Guidance	4	4	4	4	4	4	4	4	32	very good
368	2018-2019		PGC	Psycholglcal Guidance	4	4	3	3	3	3	3	4	27	good
369	2018-2019		PGC	Psycholglcal Guidance	4	4	3	3	3	3	3	4	27	good
370	2018-2019		PGC	Psycholglcal Guidance	4	4	3	3	3	3	3	4	27	good
371	2018-2019		PGC	Psycholglcal Guidance	4	4	4	3	4	2	4	4	29	good
372	2018-2019		PGC	Psycholglcal Guidance	4	4	4	4	4	4	4	4	32	very good
373	2018-2019		PGC	Psycholglcal Guidance	4	4	3	3	3	3	3	4	27	good
374	2018-2019	Dr. Priyamvada Shrivastava	MA-I & III	Research Methods and Statistics / Health Behaviour	4	4	3	3	3	3	3	4	27	good
375	2018-2019		MA-I & III	Research Methods and Statistics / Health Behaviour	4	4	4	3	4	2	4	4	29	good
376	2018-2019		MA-I & III	Research Methods and Statistics / Health Behaviour	4	4	4	4	4	4	4	4	32	very good
377	2018-2019		MA-I & III	Research Methods and Statistics / Health Behaviour	4	4	3	3	3	3	3	4	27	good
378	2018-2019		MA-I & III	Research Methods and Statistics / Health Behaviour	4	4	3	3	3	3	3	4	27	good
379	2018-2019		MA-I & III	Research Methods and Statistics / Health	4	4	3	3	3	3	3	4	27	good

380	2018-2019
381	2018-2019
382	2018-2019
383	2018-2019
384	2018-2019
385	2018-2019
386	2018-2019
387	2018-2019
388	2018-2019
389	2018-2019

MA-I & III	Research Methods and Statistics / Health Behaviour	4	4	4	3	4	2	4	4	29	good
MA-I & III	Research Methods and Statistics / Health Behaviour	4	4	4	4	4	4	4	4	32	very good
MA-I & III	Research Methods and Statistics / Health Behaviour	4	4	3	3	3	3	3	4	27	good
MA-I & III	Research Methods and Statistics / Health Behaviour	4	4	3	3	3	3	3	4	27	good
MA-I & III	Research Methods and Statistics / Health Behaviour	4	4	3	3	3	3	3	4	27	good
MA-I & III	Research Methods and Statistics / Health Behaviour	4	4	4	3	4	2	4	4	29	good
MA-I & III	Research Methods and Statistics / Health Behaviour	4	4	4	4	4	4	4	4	32	very good
MA-I & III	Research Methods and Statistics / Health Behaviour	4	4	3	3	3	3	3	4	27	good
MA-I & III	Research Methods and Statistics / Health Behaviour	4	4	3	3	3	3	3	4	27	good
PGDRP	Community Based Rehabilitation	4	4	3	3	3	3	3	4	27	good

390	2018-2019		PGDRP	Community Based Rehabilitation	4	4	4	3	4	2	4	4	29	good
391	2018-2019		PGDRP	Community Based Rehabilitation	4	4	4	4	4	4	4	4	32	very good
392	2018-2019		PGDRP	Community Based Rehabilitation	4	4	3	3	3	3	3	4	27	good
393	2018-2019		PGDRP	Community Based Rehabilitation	4	4	3	3	3	3	3	4	27	good
394	2018-2019		PGDRP	Community Based Rehabilitation	4	4	3	3	3	3	3	4	27	good
395	2018-2019		PGDRP	Community Based Rehabilitation									0	good
396	2018-2019	Dr. Prabhavati Shukla	MA-I & III	Basic Psychological Process	4	4	3	3	3	3	3	4	27	good
397	2018-2019		MA-I & III	Basic Psychological Process	4	4	4	3	4	2	4	4	29	good
398	2018-2019		MA-I & III	Basic Psychological Process	4	4	4	4	4	4	4	4	32	very good
399	2018-2019		MA-I & III	Basic Psychological Process	4	4	3	3	3	3	3	4	27	good
400	2018-2019		MA-I & III	Basic Psychological Process	4	4	3	3	3	3	3	4	27	good
401	2018-2019		MA-I & III	Basic Psychological Process	4	4	3	3	3	3	3	4	27	good
402	2018-2019		MA-I & III	Basic Psychological Process	4	4	4	3	4	2	4	4	29	good
403	2018-2019		MA-I & III	Basic Psychological Process	4	4	4	4	4	4	4	4	32	very good
404	2018-2019		MA-I & III	Basic Psychological Process	4	4	3	3	3	3	3	4	27	good
405	2018-2019		MA-I & III	Basic Psychological Process	4	4	3	3	3	3	3	4	27	good
406	2018-2019	MA-I & III	Basic Psychological Process	4	4	3	3	3	3	3	4	27	good	

407	2018-2019	MA-I & III	Basic Psychological Process	4	4	4	3	4	2	4	4	29	good	
408	2018-2019	MA-I & III	Basic Psychological Process	4	4	4	4	4	4	4	4	32	very good	
409	2018-2019	MA-I & III	Basic Psychological Process	4	4	3	3	3	3	3	4	27	good	
410	2018-2019	MA- II & IV	Psychological Assessment	4	4	3	3	3	3	3	4	27	good	
411	2018-2019	MA- II & IV	Psychological Assessment	4	4	3	3	3	3	3	4	27	good	
412	2018-2019	MA- II & IV	Psychological Assessment	4	4	3	3	3	3	3	4	27	good	
413	2018-2019	MA- II & IV	Psychological Assessment	4	4	4	3	4	2	4	4	29	good	
414	2018-2019	MA- II & IV	Psychological Assessment	4	4	4	4	4	4	4	4	32	very good	
415	2018-2019	MA- II & IV	Psychological Assessment	4	4	3	3	3	3	3	4	27	good	
416	2018-2019	MA- II & IV	Psychological Assessment	4	4	3	3	3	3	3	4	27	good	
417	2018-2019	MA- II & IV	Psychological Assessment	4	4	3	3	3	3	3	4	27	good	
418	2018-2019	MA- II & IV	Psychological Assessment	4	4	4	3	4	2	4	4	29	good	
419	2018-2019	MA- II & IV	Psychological Assessment	4	4	4	4	4	4	4	4	32	very good	
420	2018-2019	MA- II & IV	Psychological Assessment	4	4	3	3	3	3	3	4	27	good	
421	2018-2019	MA- II & IV	Psychological Assessment	4	4	3	3	3	3	3	4	27	good	
422	2018-2019	MA- II & IV	Psychological Assessment	4	4	3	3	3	3	3	4	27	good	
423	2018-2019	Dr. Meeta Jha	MA-I & III	Social Psychology /Clinical Diagnosis	4	4	4	3	4	2	4	4	29	good
424	2018-2019		MA-I & III	Social Psychology /Clinical Diagnosis	4	4	4	4	4	4	4	4	32	very good

425	2018-2019
426	2018-2019
427	2018-2019
428	2018-2019
429	2018-2019
430	2018-2019
431	2018-2019
432	2018-2019
433	2018-2019
434	2018-2019
435	2018-2019
436	2018-2019
437	2018-2019
438	2018-2019

MA-I & III	Social Psychology /Clinical Diagnosis	4	4	3	3	3	3	3	4	27	good
MA-I & III	Social Psychology /Clinical Diagnosis	4	4	3	3	3	3	3	4	27	good
MA-I & III	Social Psychology /Clinical Diagnosis	4	4	3	3	3	3	3	4	27	good
MA-I & III	Social Psychology /Clinical Diagnosis	4	4	4	3	4	2	4	4	29	good
MA-I & III	Social Psychology /Clinical Diagnosis	4	4	4	4	4	4	4	*	32	very good
MA-I & III	Social Psychology /Clinical Diagnosis	4	4	3	3	3	3	3	4	27	good
MA-I & III	Social Psychology /Clinical Diagnosis	4	4	3	3	3	3	3	4	27	good
MA-I & III	Social Psychology /Clinical Diagnosis	4	4	4	3	4	2	4	4	29	good
MA-I & III	Social Psychology /Clinical Diagnosis	4	4	4	4	4	4	4	4	32	very good
MA-I & III	Social Psychology /Clinical Diagnosis	4	4	3	3	3	3	3	4	27	good
MA-I & III	Social Psychology /Clinical Diagnosis	4	4	4	3	4	2	4	4	29	good
MA-I & III	Social Psychology /Clinical Diagnosis	4	4	4	4	4	4	4	4	32	very good
MA-I & III	Social Psychology /Clinical Diagnosis	4	4	3	3	3	3	3	4	27	good
MA-I & III	Social Psychology /Clinical Diagnosis	4	4	3	3	3	3	3	4	27	good
MA-II & IV	Social Psychology /Clinical Diagnosis	4	4	3	3	3	3	3	4	27	good
MA-II & IV	Social Psychology /Clinical Diagnosis	4	4	4	3	4	2	4	4	29	good

439	2018-2019
440	2018-2019
441	2018-2019
442	2018-2019
443	2018-2019
444	2018-2019
445	2018-2019
446	2018-2019
447	2018-2019
448	2018-2019
449	2018-2019
450	2018-2019
451	2018-2019
452	2018-2019
453	2018-2019
454	2018-2019
455	2018-2019
456	2018-2019

MA- II & IV	Social Psychology /Clinical Diagnosis	4	4	4	4	4	4	4	4	32	very good
MA- II & IV	Social Psychology /Clinical Diagnosis	4	4	3	3	3	3	3	4	27	good
MA- II & IV	Social Psychology /Clinical Diagnosis	4	4	3	3	3	3	3	4	27	good
MA- II & IV	Social Psychology /Clinical Diagnosis	4	4	3	3	3	3	3	4	27	good
MA- II & IV	Social Psychology /Clinical Diagnosis	4	4	4	3	4	2	4	4	29	good
MA- II & IV	Social Psychology /Clinical Diagnosis	4	4	4	4	4	4	4	4	32	very good
MA- II & IV	Social Psychology /Clinical Diagnosis	4	4	3	3	3	3	3	4	27	good
MA- II & IV	Social Psychology /Clinical Diagnosis	4	4	3	3	3	3	3	4	27	good
MA- II & IV	Social Psychology /Clinical Diagnosis	4	4	3	3	3	3	3	4	27	good
MA- II & IV	Social Psychology /Clinical Diagnosis	4	4	4	3	4	2	4	4	29	good
MA- II & IV	Social Psychology /Clinical Diagnosis	4	4	4	4	4	4	4	4	32	very good
PGC	Psycholgical Guidance	4	4	3	3	3	3	3	4	27	good
PGC	Psycholgical Guidance	4	4	3	3	3	3	3	4	27	good
PGC	Psycholgical Guidance	4	4	3	3	3	3	3	4	27	good
PGC	Psycholgical Guidance	4	4	4	3	4	2	4	4	29	good
PGC	Psycholgical Guidance	4	4	4	4	4	4	4	4	32	very good
PGC	Psycholgical Guidance	4	4	3	3	3	3	3	4	27	good
PGC	Psycholgical Guidance	4	4	3	3	3	3	3	4	27	good

457	2018-2019	Shama Hamdani	PGC	Psychological Guidance	4	4	3	3	3	3	3	4	27	good
458	2018-2019		PGC	Psychological Guidance	4	4	4	3	4	2	4	4	29	good
459	2018-2019		PGC	Psychological Guidance	4	4	4	4	4	4	4	4	32	very good
460	2018-2019		PGDRP	Disability and Rehabilitation/Rehabilitation Assessment and Counselling	4	4	3	3	3	3	3	4	27	good
461	2018-2019		PGDRP	Disability and Rehabilitation/Rehabilitation Assessment and Counselling	4	4	3	3	3	3	3	4	27	good
462	2018-2019		PGDRP	Disability and Rehabilitation/Rehabilitation Assessment and Counselling	4	4	4	3	4	2	4	4	29	good
463	2018-2019		PGDRP	Disability and Rehabilitation/Rehabilitation Assessment and Counselling	4	4	4	4	4	4	4	4	32	very good
464	2018-2019	PGDRP	Disability and Rehabilitation/Rehabilitation Assessment and Counselling	4	4	3	3	3	3	3	4	27	good	

465	2018-2019		PGDRP	Disability and Rehabilitation/Rehabilitation Assessment and Counselling	4	4	3	3	3	3	3	4	27	good
466	2018-2019		PGDRP	Disability and Rehabilitation/Rehabilitation Assessment and Counselling	4	4	3	3	3	3	3	4	27	good
467	2018-2019		PGDRP	Disability and Rehabilitation/Rehabilitation Assessment and Counselling	4	4	3	3	3	3	3	4	27	good
468	2018-2019	Narendra Verma	PGDRP	Psychosocial Issues in Disabilities/Community Based Rehabilitation	4	4	3	3	3	3	3	4	27	good
469	2018-2019		PGDRP	Psychosocial Issues in Disabilities/Community Based Rehabilitation	4	4	4	3	4	2	4	4	29	good
470	2018-2019		PGDRP	Psychosocial Issues in Disabilities/Community Based Rehabilitation	4	4	4	4	4	4	4	4	32	very good
471	2018-2019		PGDRP	Psychosocial Issues in Disabilities/Community Based Rehabilitation	4	4	3	3	3	3	3	4	27	good

472	2018-2019		PGDRP	Psychosocial Issues in Disabilities/Community Based Rehabilitation	4	4	3	3	3	3	3	4	27	good
473	2018-2019		PGDRP	Psychosocial Issues in Disabilities/Community Based Rehabilitation	4	4	3	3	3	3	3	4	27	good
474	2018-2019		PGDRP	Psychosocial Issues in Disabilities/Community Based Rehabilitation	4	4	4	3	4	2	4	4	29	good
475	2019-2020	Dr. Promila Singh	MA-I	Psychopathology	4	4	3	3	3	3	3	4	27	good
476	2019-2020		MA-I	Psychopathology	4	4	3	3	3	3	3	4	27	good
477	2019-2020		MA-I	Psychopathology	4	4	3	3	3	3	3	4	27	good
478	2019-2020		MA-I	Psychopathology	4	4	4	3	4	2	4	4	29	good
479	2019-2020		MA-I	Psychopathology	4	4	4	4	4	4	4	4	32	very good
480	2019-2020		MA-I	Psychopathology	4	4	3	3	3	3	3	4	27	good
481	2019-2020		MA-I	Psychopathology	4	4	3	3	3	3	3	4	27	good
482	2019-2020		MA-I	Psychopathology	4	4	3	3	3	3	3	4	27	good
483	2019-2020		MA-I	Psychopathology	4	4	4	3	4	2	4	4	29	good
484	2019-2020		MA-I	Psychopathology	4	4	4	4	4	4	4	4	32	very good
485	2019-2020		MA-I	Psychopathology	4	4	3	3	3	3	3	4	27	good
486	2019-2020		MA-I	Psychopathology	4	4	3	3	3	3	3	4	27	good
487	2019-2020		MA-I	Psychopathology	4	4	3	3	3	3	3	4	27	good
488	2019-2020		MA-IV	Developmental Psychology	4	4	4	3	4	2	4	4	29	good
489	2019-2020		MA-IV	Developmental Psychology	4	4	4	4	4	4	4	4	32	very good
490	2019-2020		MA-IV	Developmental Psychology	4	4	3	3	3	3	3	4	27	good
491	2019-2020	MA-IV	Developmental Psychology	4	4	3	3	3	3	3	4	27	good	

492	2019-2020	MA-IV	Developmental Psychology	4	4	3	3	3	3	3	4	27	good	
493	2019-2020	MA-IV	Developmental Psychology	4	4	4	3	4	2	4	4	29	good	
494	2019-2020	MA-IV	Developmental Psychology	4	4	4	4	4	4	4	4	32	very good	
495	2019-2020	MA-IV	Developmental Psychology	4	4	3	3	3	3	3	4	27	good	
496	2019-2020	MA-IV	Developmental Psychology	4	4	3	3	3	3	3	4	27	good	
497	2019-2020	MA-IV	Developmental Psychology	4	4	3	3	3	3	3	4	27	good	
498	2019-2020	MA-IV	Developmental Psychology	4	4	4	3	4	2	4	4	29	good	
499	2019-2020	MA-IV	Developmental Psychology	4	4	3	3	3	3	3	4	27	good	
500	2019-2020	PGC	Counselling Theories & Techniques	4	4	3	3	3	3	3	4	27	good	
501	2019-2020	PGC	Counselling Theories & Techniques	4	4	3	3	3	3	3	4	27	good	
502	2019-2020	PGC	Counselling Theories & Techniques	4	4	4	3	4	2	4	4	29	good	
503	2019-2020	PGC	Counselling Theories & Techniques	4	4	4	4	4	4	4	4	32	very good	
504	2019-2020	PGC	Counselling Theories & Techniques	4	4	4	3	4	2	4	4	29	good	
505	2019-2020	PGC	Counselling Theories & Techniques	4	4	4	4	4	4	4	4	32	very good	
506	2019-2020	PGC	Counselling Theories & Techniques	4	4	3	3	3	3	3	4	27	good	
507	2019-2020	PGC	Counselling Theories & Techniques	4	4	3	3	3	3	3	4	27	good	
508	2019-2020	Dr. Basheer Hasan	MA-III & IV	Psychotherapeutic Counselling	4	4	3	3	3	3	4	27	good	
509	2019-2020		MA-III & IV	Psychotherapeutic Counselling	4	4	4	3	4	2	4	4	29	good
510	2019-2020		MA-III & IV	Psychotherapeutic Counselling	4	4	4	4	4	4	4	4	32	very good

511	2019-2020
512	2019-2020
513	2019-2020
514	2019-2020
515	2019-2020
516	2019-2020
517	2019-2020
518	2019-2020
519	2019-2020
520	2019-2020
521	2019-2020
522	2019-2020
523	2019-2020
524	2019-2020
525	2019-2020
526	2019-2020
527	2019-2020
528	2019-2020
529	2019-2020
530	2019-2020
531	2019-2020

MA-III & IV	Psychotherapeut ic Counselling	4	4	3	3	3	3	3	4	27	good
MA-III & IV	Psychotherapeut ic Counselling	4	4	3	3	3	3	3	4	27	good
MA-III & IV	Psychotherapeut ic Counselling	4	4	3	3	3	3	3	4	27	good
MA-III & IV	Psychotherapeut ic Counselling	4	4	4	3	4	2	4	4	29	good
MA-III & IV	Psychotherapeut ic Counselling	4	4	4	4	4	4	4	4	32	very good
MA-III & IV	Psychotherapeut ic Counselling	4	4	3	3	3	3	3	4	27	good
MA-III & IV	Psychotherapeut ic Counselling	4	4	3	3	3	3	3	4	27	good
MA-III & IV	Psychotherapeut ic Counselling	4	4	3	3	3	3	3	4	27	good
MA-III & IV	Psychotherapeut ic Counselling	4	4	4	3	4	2	4	4	29	good
MA-III & IV	Psychotherapeut ic Counselling	4	4	4	4	4	4	4	4	32	very good
MA-III & IV	Psychotherapeut ic Counselling	4	4	3	3	3	3	3	4	27	good
MA-III & IV	Psychotherapeut ic Counselling	4	4	3	3	3	3	3	4	27	good
MA-III & IV	Psychotherapeut ic Counselling	4	4	3	3	3	3	3	4	27	good
MA-III & IV	Psychotherapeut ic Counselling	4	4	4	3	4	2	4	4	29	good
MA-III & IV	Psychotherapeut ic Counselling	4	4	4	4	4	4	4	4	32	very good
MA-III & IV	Psychotherapeut ic Counselling	4	4	3	3	3	3	3	4	27	good
PGC	Psycholgical Guidance	4	4	3	3	3	3	3	4	27	good
PGC	Psycholgical Guidance	4	4	3	3	3	3	3	4	27	good
PGC	Psycholgical Guidance	4	4	4	3	4	2	4	4	29	good
PGC	Psycholgical Guidance	4	4	4	4	4	4	4	4	32	very good
PGC	Psycholgical Guidance	4	4	3	3	3	3	3	4	27	good

532	2019-2020		PGC	Psychological Guidance	4	4	3	3	3	3	3	4	27	good
533	2019-2020		PGC	Psychological Guidance	4	4	3	3	3	3	3	4	27	good
534	2019-2020		PGC	Psychological Guidance	4	4	4	3	4	2	4	4	29	good
535	2019-2020		PGC	Psychological Guidance	4	4	4	4	4	4	4	4	32	very good
536	2019-2020		PGC	Psychological Guidance	4	4	3	3	3	3	3	4	27	good
537	2019-2020	Dr. Priyamvada Shrivastava	MA-I & III	Research Methods and Statistics / Health Behaviour	4	4	3	3	3	3	3	4	27	good
538	2019-2020		MA-I & III	Research Methods and Statistics / Health Behaviour	4	4	4	3	4	2	4	4	29	good
539	2019-2020		MA-I & III	Research Methods and Statistics / Health Behaviour	4	4	4	4	4	4	4	4	32	very good
540	2019-2020		MA-I & III	Research Methods and Statistics / Health Behaviour	4	4	3	3	3	3	3	4	27	good
541	2019-2020		MA-I & III	Research Methods and Statistics / Health Behaviour	4	4	3	3	3	3	3	4	27	good
542	2019-2020		MA-I & III	Research Methods and Statistics / Health Behaviour	4	4	3	3	3	3	3	4	27	good
543	2019-2020		MA-I & III	Research Methods and Statistics / Health Behaviour	4	4	4	3	4	2	4	4	29	good
544	2019-2020		MA-I & III	Research Methods and Statistics / Health Behaviour	4	4	4	4	4	4	4	4	32	very good

545	2019-2020
546	2019-2020
547	2019-2020
548	2019-2020
549	2019-2020
550	2019-2020
551	2019-2020
552	2019-2020
553	2019-2020
554	2019-2020
555	2019-2020

MA-I & III	Research Methods and Statistics / Health Behaviour	4	4	3	3	3	3	3	4	27	good
MA-I & III	Research Methods and Statistics / Health Behaviour	4	4	3	3	3	3	3	4	27	good
MA-I & III	Research Methods and Statistics / Health Behaviour	4	4	3	3	3	3	3	4	27	good
MA-I & III	Research Methods and Statistics / Health Behaviour	4	4	4	3	4	2	4	4	29	good
MA-I & III	Research Methods and Statistics / Health Behaviour	4	4	4	4	4	4	4	4	32	very good
MA-I & III	Research Methods and Statistics / Health Behaviour	4	4	3	3	3	3	3	4	27	good
MA-I & III	Research Methods and Statistics / Health Behaviour	4	4	3	3	3	3	3	4	27	good
PGDRP	Community Based Rehabilitation	4	4	3	3	3	3	3	4	27	good
PGDRP	Community Based Rehabilitation	4	4	4	3	4	2	4	4	29	good
PGDRP	Community Based Rehabilitation	4	4	4	4	4	4	4	4	32	very good
PGDRP	Community Based Rehabilitation	4	4	3	3	3	3	3	4	27	good

556	2019-2020	Dr. Prabhavati Shukla	PGDRP	Community Based Rehabilitation	4	4	3	3	3	3	3	4	27	good	
557	2019-2020		PGDRP	Community Based Rehabilitation	4	4	3	3	3	3	3	4	27	good	
558	2019-2020		PGDRP	Community Based Rehabilitation										0	good
559	2019-2020		MA-I & III	Basic Psychological Process	4	4	3	3	3	3	3	4	27	good	
560	2019-2020		MA-I & III	Basic Psychological Process	4	4	4	3	4	2	4	4	29	good	
561	2019-2020		MA-I & III	Basic Psychological Process	4	4	4	4	4	4	4	4	32	very good	
562	2019-2020		MA-I & III	Basic Psychological Process	4	4	3	3	3	3	3	4	27	good	
563	2019-2020		MA-I & III	Basic Psychological Process	4	4	3	3	3	3	3	4	27	good	
564	2019-2020		MA-I & III	Basic Psychological Process	4	4	3	3	3	3	3	4	27	good	
565	2019-2020		MA-I & III	Basic Psychological Process	4	4	4	3	4	2	4	4	29	good	
566	2019-2020		MA-I & III	Basic Psychological Process	4	4	4	4	4	4	4	4	32	very good	
567	2019-2020		MA-I & III	Basic Psychological Process	4	4	3	3	3	3	3	4	27	good	
568	2019-2020		MA-I & III	Basic Psychological Process	4	4	3	3	3	3	3	4	27	good	
569	2019-2020		MA-I & III	Basic Psychological Process	4	4	3	3	3	3	3	4	27	good	
570	2019-2020		MA-I & III	Basic Psychological Process	4	4	4	3	4	2	4	4	29	good	
571	2019-2020	MA-I & III	Basic Psychological Process	4	4	4	4	4	4	4	4	32	very good		
572	2019-2020	MA-I & III	Basic Psychological Process	4	4	3	3	3	3	3	4	27	good		
573	2019-2020	MA- II & IV	Psychological Assessment	4	4	3	3	3	3	3	4	27	good		

574	2019-2020	MA- II & IV	Psychological Assessment	4	4	3	3	3	3	3	4	27	good
575	2019-2020	MA- II & IV	Psychological Assessment	4	4	3	3	3	3	3	4	27	good
576	2019-2020	MA- II & IV	Psychological Assessment	4	4	4	3	4	2	4	4	29	good
577	2019-2020	MA- II & IV	Psychological Assessment	4	4	4	4	4	4	4	4	32	very good
578	2019-2020	MA- II & IV	Psychological Assessment	4	4	3	3	3	3	3	4	27	good
579	2019-2020	MA- II & IV	Psychological Assessment	4	4	3	3	3	3	3	4	27	good
580	2019-2020	MA- II & IV	Psychological Assessment	4	4	3	3	3	3	3	4	27	good
581	2019-2020	MA- II & IV	Psychological Assessment	4	4	4	3	4	2	4	4	29	good
582	2019-2020	MA- II & IV	Psychological Assessment	4	4	4	4	4	4	4	4	32	very good
583	2019-2020	MA- II & IV	Psychological Assessment	4	4	3	3	3	3	3	4	27	good
584	2019-2020	MA- II & IV	Psychological Assessment	4	4	3	3	3	3	3	4	27	good
585	2019-2020	MA- II & IV	Psychological Assessment	4	4	3	3	3	3	3	4	27	good
586	2019-2020	MA-I & III	Social Psychology /Clinical Diagnosis	4	4	4	3	4	2	4	4	29	good
587	2019-2020	MA-I & III	Social Psychology /Clinical Diagnosis	4	4	4	4	4	4	4	4	32	very good
588	2019-2020	MA-I & III	Social Psychology /Clinical Diagnosis	4	4	3	3	3	3	3	4	27	good
589	2019-2020	MA-I & III	Social Psychology /Clinical Diagnosis	4	4	3	3	3	3	3	4	27	good
590	2019-2020	MA-I & III	Social Psychology /Clinical Diagnosis	4	4	3	3	3	3	3	4	27	good

Dr. Meeta Jha

591	2019-2020
592	2019-2020
593	2019-2020
594	2019-2020
595	2019-2020
596	2019-2020
597	2019-2020
598	2019-2020
599	2019-2020
600	2019-2020
601	2019-2020
602	2019-2020
603	2019-2020
604	2019-2020

MA-I & III	Social Psychology /Clinical Diagnosis	4	4	4	3	4	2	4	4	29	good
MA-I & III	Social Psychology /Clinical Diagnosis	4	4	4	4	4	4	4	4	32	very good
MA-I & III	Social Psychology /Clinical Diagnosis	4	4	3	3	3	3	3	4	27	good
MA-I & III	Social Psychology /Clinical Diagnosis	4	4	3	3	3	3	3	4	27	good
MA-I & III	Social Psychology /Clinical Diagnosis	4	4	3	3	3	3	3	4	27	good
MA-I & III	Social Psychology /Clinical Diagnosis	4	4	4	3	4	2	4	4	29	good
MA-I & III	Social Psychology /Clinical Diagnosis	4	4	4	4	4	4	4	4	32	very good
MA-I & III	Social Psychology /Clinical Diagnosis	4	4	3	3	3	3	3	4	27	good
MA-I & III	Social Psychology /Clinical Diagnosis	4	4	3	3	3	3	3	4	27	good
MA- II & IV	Social Psychology /Clinical Diagnosis	4	4	3	3	3	3	3	4	27	good
MA- II & IV	Social Psychology /Clinical Diagnosis	4	4	4	3	4	2	4	4	29	good
MA- II & IV	Social Psychology /Clinical Diagnosis	4	4	4	4	4	4	4	4	32	very good
MA- II & IV	Social Psychology /Clinical Diagnosis	4	4	3	3	3	3	3	4	27	good
MA- II & IV	Social Psychology /Clinical Diagnosis	4	4	3	3	3	3	3	4	27	good

605	2019-2020	MA- II & IV	Social Psychology /Clinical Diagnosis	4	4	3	3	3	3	3	4	27	good
606	2019-2020	MA- II & IV	Social Psychology /Clinical Diagnosis	4	4	4	3	4	2	4	4	29	good
607	2019-2020	MA- II & IV	Social Psychology /Clinical Diagnosis	4	4	4	4	4	4	4	4	32	very good
608	2019-2020	MA- II & IV	Social Psychology /Clinical Diagnosis	4	4	3	3	3	3	3	4	27	good
609	2019-2020	MA- II & IV	Social Psychology /Clinical Diagnosis	4	4	3	3	3	3	3	4	27	good
610	2019-2020	MA- II & IV	Social Psychology /Clinical Diagnosis	4	4	3	3	3	3	3	4	27	good
611	2019-2020	MA- II & IV	Social Psychology /Clinical Diagnosis	4	4	4	3	4	2	4	4	29	good
612	2019-2020	MA- II & IV	Social Psychology /Clinical Diagnosis	4	4	4	4	4	4	4	4	32	very good
613	2019-2020	PGC	Psycholgical Guidance	4	4	3	3	3	3	3	4	27	good
614	2019-2020	PGC	Psycholgical Guidance	4	4	3	3	3	3	3	4	27	good
615	2019-2020	PGC	Psycholgical Guidance	4	4	3	3	3	3	3	4	27	good
616	2019-2020	PGC	Psycholgical Guidance	4	4	4	3	4	2	4	4	29	good
617	2019-2020	PGC	Psycholgical Guidance	4	4	4	4	4	4	4	4	32	very good
618	2019-2020	PGC	Psycholgical Guidance	4	4	3	3	3	3	3	4	27	good
619	2019-2020	PGC	Psycholgical Guidance	4	4	3	3	3	3	3	4	27	good
620	2019-2020	PGC	Psycholgical Guidance	4	4	3	3	3	3	3	4	27	good
621	2019-2020	PGC	Psycholgical Guidance	4	4	4	3	4	2	4	4	29	good
622	2019-2020	PGC	Psycholgical Guidance	4	4	4	4	4	4	4	4	32	very good

623	2019-2020	Shama Hamdani	PGDRP	Disability and Rehabilitation/Rehabilitation Assessment and Counselling	4	4	3	3	3	3	3	4	27	good
624	2019-2020		PGDRP	Disability and Rehabilitation/Rehabilitation Assessment and Counselling	4	4	3	3	3	3	3	4	27	good
625	2019-2020		PGDRP	Disability and Rehabilitation/Rehabilitation Assessment and Counselling	4	4	4	3	4	2	4	4	29	good
626	2019-2020		PGDRP	Disability and Rehabilitation/Rehabilitation Assessment and Counselling	4	4	4	4	4	4	4	4	32	very good
627	2019-2020		PGDRP	Disability and Rehabilitation/Rehabilitation Assessment and Counselling	4	4	3	3	3	3	3	4	27	good
628	2019-2020		PGDRP	Disability and Rehabilitation/Rehabilitation Assessment and Counselling	4	4	3	3	3	3	3	4	27	good

629	2019-2020	Narendra Verma	PGDRP	Disability and Rehabilitation/Rehabilitation Assessment and Counselling	4	4	3	3	3	3	3	4	27	good
630	2019-2020		PGDRP	Disability and Rehabilitation/Rehabilitation Assessment and Counselling	4	4	3	3	3	3	3	4	27	good
631	2019-2020		PGDRP	Psychosocial Issues in Disabilities/Community Based Rehabilitation	4	4	3	3	3	3	3	4	27	good
632	2019-2020		PGDRP	Psychosocial Issues in Disabilities/Community Based Rehabilitation	4	4	4	3	4	2	4	4	29	good
633	2019-2020		PGDRP	Psychosocial Issues in Disabilities/Community Based Rehabilitation	4	4	4	4	4	4	4	4	32	very good
634	2019-2020		PGDRP	Psychosocial Issues in Disabilities/Community Based Rehabilitation	4	4	3	3	3	3	3	4	27	good
635	2019-2020		PGDRP	Psychosocial Issues in Disabilities/Community Based Rehabilitation	4	4	3	3	3	3	3	4	27	good

636	2019-2020		PGDRP	Psychosocial Issues in Disabilities/Community Based Rehabilitation	4	4	3	3	3	3	3	4	27	good
637	2019-2020		PGDRP	Psychosocial Issues in Disabilities/Community Based Rehabilitation	4	4	4	3	4	2	4	4	29	good
638	2020-2021	Dr. Promila Singh	MA-I	Psychopathology	4	4	3	3	3	3	3	4	27	good
639	2020-2021		MA-I	Psychopathology	4	4	3	3	3	3	3	4	27	good
640	2020-2021		MA-I	Psychopathology	4	4	3	3	3	3	3	4	27	good
641	2020-2021		MA-I	Psychopathology	4	4	4	3	4	2	4	4	29	good
642	2020-2021		MA-I	Psychopathology	4	4	4	4	4	4	4	4	32	very good
643	2020-2021		MA-I	Psychopathology	4	4	3	3	3	3	3	4	27	good
644	2020-2021		MA-I	Psychopathology	4	4	3	3	3	3	3	4	27	good
645	2020-2021		MA-I	Psychopathology	4	4	3	3	3	3	3	4	27	good
646	2020-2021		MA-I	Psychopathology	4	4	4	3	4	2	4	4	29	good
647	2020-2021		MA-I	Psychopathology	4	4	4	4	4	4	4	4	32	very good
648	2020-2021		MA-I	Psychopathology	4	4	3	3	3	3	3	4	27	good
649	2020-2021		MA-I	Psychopathology	4	4	3	3	3	3	3	4	27	good
650	2020-2021		MA-I	Psychopathology	4	4	3	3	3	3	3	4	27	good
651	2020-2021		MA-IV	Developmental Psychology	4	4	4	3	4	2	4	4	29	good
652	2020-2021		MA-IV	Developmental Psychology	4	4	4	4	4	4	4	4	32	very good
653	2020-2021		MA-IV	Developmental Psychology	4	4	3	3	3	3	3	4	27	good
654	2020-2021	MA-IV	Developmental Psychology	4	4	3	3	3	3	3	4	27	good	
655	2020-2021	MA-IV	Developmental Psychology	4	4	3	3	3	3	3	4	27	good	
656	2020-2021	MA-IV	Developmental Psychology	4	4	4	3	4	2	4	4	29	good	

657	2020-2021
658	2020-2021
659	2020-2021
660	2020-2021
661	2020-2021
662	2020-2021
663	2020-2021
664	2020-2021
665	2020-2021
666	2020-2021
667	2020-2021
668	2020-2021
669	2020-2021
670	2020-2021
671	2020-2021
672	2020-2021
673	2020-2021
674	2020-2021
675	2020-2021

Dr. Basheer Hasan

MA-IV	Developmental Psychology	4	4	4	4	4	4	4	4	32	very good
MA-IV	Developmental Psychology	4	4	3	3	3	3	3	4	27	good
MA-IV	Developmental Psychology	4	4	3	3	3	3	3	4	27	good
MA-IV	Developmental Psychology	4	4	3	3	3	3	3	4	27	good
MA-IV	Developmental Psychology	4	4	4	3	4	2	4	4	29	good
MA-IV	Developmental Psychology	4	4	3	3	3	3	3	4	27	good
PGC	Counselling Theories & Techniques	4	4	3	3	3	3	3	4	27	good
PGC	Counselling Theories & Techniques	4	4	3	3	3	3	3	4	27	good
PGC	Counselling Theories & Techniques	4	4	4	3	4	2	4	4	29	good
PGC	Counselling Theories & Techniques	4	4	4	4	4	4	4	4	32	very good
PGC	Counselling Theories & Techniques	4	4	4	3	4	2	4	4	29	good
PGC	Counselling Theories & Techniques	4	4	4	4	4	4	4	4	32	very good
PGC	Counselling Theories & Techniques	4	4	3	3	3	3	3	4	27	good
PGC	Counselling Theories & Techniques	4	4	3	3	3	3	3	4	27	good
MA-III & IV	Psychotherapeutic Counselling	4	4	3	3	3	3	3	4	27	good
MA-III & IV	Psychotherapeutic Counselling	4	4	4	3	4	2	4	4	29	good
MA-III & IV	Psychotherapeutic Counselling	4	4	4	4	4	4	4	4	32	very good
MA-III & IV	Psychotherapeutic Counselling	4	4	3	3	3	3	3	4	27	good
MA-III & IV	Psychotherapeutic Counselling	4	4	3	3	3	3	3	4	27	good

676	2020-2021
677	2020-2021
678	2020-2021
679	2020-2021
680	2020-2021
681	2020-2021
682	2020-2021
683	2020-2021
684	2020-2021
685	2020-2021
686	2020-2021
687	2020-2021
688	2020-2021
689	2020-2021
690	2020-2021
691	2020-2021
692	2020-2021
693	2020-2021
694	2020-2021
695	2020-2021
696	2020-2021
697	2020-2021

MA-III & IV	Psychotherapeut ic Counselling	4	4	3	3	3	3	3	4	27	good
MA-III & IV	Psychotherapeut ic Counselling	4	4	4	3	4	2	4	4	29	good
MA-III & IV	Psychotherapeut ic Counselling	4	4	4	4	4	4	4	4	32	very good
MA-III & IV	Psychotherapeut ic Counselling	4	4	3	3	3	3	3	4	27	good
MA-III & IV	Psychotherapeut ic Counselling	4	4	3	3	3	3	3	4	27	good
MA-III & IV	Psychotherapeut ic Counselling	4	4	3	3	3	3	3	4	27	good
MA-III & IV	Psychotherapeut ic Counselling	4	4	4	3	4	2	4	4	29	good
MA-III & IV	Psychotherapeut ic Counselling	4	4	4	4	4	4	4	4	32	very good
MA-III & IV	Psychotherapeut ic Counselling	4	4	3	3	3	3	3	4	27	good
MA-III & IV	Psychotherapeut ic Counselling	4	4	3	3	3	3	3	4	27	good
MA-III & IV	Psychotherapeut ic Counselling	4	4	3	3	3	3	3	4	27	good
MA-III & IV	Psychotherapeut ic Counselling	4	4	4	3	4	2	4	4	29	good
MA-III & IV	Psychotherapeut ic Counselling	4	4	4	4	4	4	4	4	32	very good
MA-III & IV	Psychotherapeut ic Counselling	4	4	3	3	3	3	3	4	27	good
PGC	Psycholgical Guidance	4	4	3	3	3	3	3	4	27	good
PGC	Psycholgical Guidance	4	4	3	3	3	3	3	4	27	good
PGC	Psycholgical Guidance	4	4	4	3	4	2	4	4	29	good
PGC	Psycholgical Guidance	4	4	4	4	4	4	4	4	32	very good
PGC	Psycholgical Guidance	4	4	3	3	3	3	3	4	27	good
PGC	Psycholgical Guidance	4	4	3	3	3	3	3	4	27	good
PGC	Psycholgical Guidance	4	4	3	3	3	3	3	4	27	good
PGC	Psycholgical Guidance	4	4	4	3	4	2	4	4	29	good

698	2020-2021	Dr. Priyamvada Shrivastava	PGC	Psychological Guidance	4	4	4	4	4	4	4	4	4	32	very good
699	2020-2021		PGC	Psychological Guidance	4	4	3	3	3	3	3	3	4	27	good
700	2020-2021		MA-I & III	Research Methods and Statistics / Health Behaviour	4	4	3	3	3	3	3	3	4	27	good
701	2020-2021		MA-I & III	Research Methods and Statistics / Health Behaviour	4	4	4	3	4	2	4	4	4	29	good
702	2020-2021		MA-I & III	Research Methods and Statistics / Health Behaviour	4	4	4	4	4	4	4	4	4	32	very good
703	2020-2021		MA-I & III	Research Methods and Statistics / Health Behaviour	4	4	3	3	3	3	3	3	4	27	good
704	2020-2021		MA-I & III	Research Methods and Statistics / Health Behaviour	4	4	3	3	3	3	3	3	4	27	good
705	2020-2021		MA-I & III	Research Methods and Statistics / Health Behaviour	4	4	3	3	3	3	3	3	4	27	good
706	2020-2021		MA-I & III	Research Methods and Statistics / Health Behaviour	4	4	4	3	4	2	4	4	4	29	good
707	2020-2021		MA-I & III	Research Methods and Statistics / Health Behaviour	4	4	4	4	4	4	4	4	4	32	very good
708	2020-2021	MA-I & III	Research Methods and Statistics / Health Behaviour	4	4	3	3	3	3	3	3	4	27	good	

709	2020-2021
710	2020-2021
711	2020-2021
712	2020-2021
713	2020-2021
714	2020-2021
715	2020-2021
716	2020-2021
717	2020-2021
718	2020-2021
719	2020-2021

MA-I & III	Research Methods and Statistics / Health Behaviour	4	4	3	3	3	3	3	4	27	good
MA-I & III	Research Methods and Statistics / Health Behaviour	4	4	3	3	3	3	3	4	27	good
MA-I & III	Research Methods and Statistics / Health Behaviour	4	4	4	3	4	2	4	4	29	good
MA-I & III	Research Methods and Statistics / Health Behaviour	4	4	4	4	4	4	4	4	32	very good
MA-I & III	Research Methods and Statistics / Health Behaviour	4	4	3	3	3	3	3	4	27	good
MA-I & III	Research Methods and Statistics / Health Behaviour	4	4	3	3	3	3	3	4	27	good
PGDRP	Community Based Rehabilitation	4	4	3	3	3	3	3	4	27	good
PGDRP	Community Based Rehabilitation	4	4	4	3	4	2	4	4	29	good
PGDRP	Community Based Rehabilitation	4	4	4	4	4	4	4	4	32	very good
PGDRP	Community Based Rehabilitation	4	4	3	3	3	3	3	4	27	good
PGDRP	Community Based Rehabilitation	4	4	3	3	3	3	3	4	27	good

720	2020-2021	Dr. Prabhavati Shukla	PGDRP	Community Based Rehabilitation	4	4	3	3	3	3	3	3	4	27	good	
721	2020-2021		PGDRP	Community Based Rehabilitation											0	good
722	2020-2021		MA-I & III	Basic Psychological Process	4	4	3	3	3	3	3	3	4	27	good	
723	2020-2021		MA-I & III	Basic Psychological Process	4	4	4	3	4	2	4	4	4	29	good	
724	2020-2021		MA-I & III	Basic Psychological Process	4	4	4	4	4	4	4	4	4	32	very good	
725	2020-2021		MA-I & III	Basic Psychological Process	4	4	3	3	3	3	3	3	4	27	good	
726	2020-2021		MA-I & III	Basic Psychological Process	4	4	3	3	3	3	3	3	4	27	good	
727	2020-2021		MA-I & III	Basic Psychological Process	4	4	3	3	3	3	3	3	4	27	good	
728	2020-2021		MA-I & III	Basic Psychological Process	4	4	4	3	4	2	4	4	4	29	good	
729	2020-2021		MA-I & III	Basic Psychological Process	4	4	4	4	4	4	4	4	4	32	very good	
730	2020-2021		MA-I & III	Basic Psychological Process	4	4	3	3	3	3	3	3	4	27	good	
731	2020-2021		MA-I & III	Basic Psychological Process	4	4	3	3	3	3	3	3	4	27	good	
732	2020-2021		MA-I & III	Basic Psychological Process	4	4	3	3	3	3	3	3	4	27	good	
733	2020-2021		MA-I & III	Basic Psychological Process	4	4	4	3	4	2	4	4	4	29	good	
734	2020-2021		MA-I & III	Basic Psychological Process	4	4	4	4	4	4	4	4	4	32	very good	
735	2020-2021		MA-I & III	Basic Psychological Process	4	4	3	3	3	3	3	3	4	27	good	
736	2020-2021		MA- II & IV	Psychological Assessment	4	4	3	3	3	3	3	3	4	27	good	
737	2020-2021		MA- II & IV	Psychological Assessment	4	4	3	3	3	3	3	3	4	27	good	
738	2020-2021		MA- II	Psychological	4	4	3	3	3	3	3	3	4	27	good	

739	2020-2021	MA- II & IV	Psychological Assessment	4	4	4	3	4	2	4	4	29	good	
740	2020-2021	MA- II & IV	Psychological Assessment	4	4	4	4	4	4	4	4	32	very good	
741	2020-2021	MA- II & IV	Psychological Assessment	4	4	3	3	3	3	3	4	27	good	
742	2020-2021	MA- II & IV	Psychological Assessment	4	4	3	3	3	3	3	4	27	good	
743	2020-2021	MA- II & IV	Psychological Assessment	4	4	3	3	3	3	3	4	27	good	
744	2020-2021	MA- II & IV	Psychological Assessment	4	4	4	3	4	2	4	4	29	good	
745	2020-2021	MA- II & IV	Psychological Assessment	4	4	4	4	4	4	4	4	32	very good	
746	2020-2021	MA- II & IV	Psychological Assessment	4	4	3	3	3	3	3	4	27	good	
747	2020-2021	MA- II & IV	Psychological Assessment	4	4	3	3	3	3	3	4	27	good	
748	2020-2021	MA- II & IV	Psychological Assessment	4	4	3	3	3	3	3	4	27	good	
749	2020-2021	Dr. Meeta Jha	MA-I & III	Social Psychology /Clinical Diagnosis	4	4	4	3	4	2	4	4	29	good
750	2020-2021		MA-I & III	Social Psychology /Clinical Diagnosis	4	4	4	4	4	4	4	4	32	very good
751	2020-2021		MA-I & III	Social Psychology /Clinical Diagnosis	4	4	3	3	3	3	3	4	27	good
752	2020-2021		MA-I & III	Social Psychology /Clinical Diagnosis	4	4	3	3	3	3	3	4	27	good
753	2020-2021		MA-I & III	Social Psychology /Clinical Diagnosis	4	4	3	3	3	3	3	4	27	good
754	2020-2021		MA-I & III	Social Psychology /Clinical Diagnosis	4	4	4	3	4	2	4	4	29	good
755	2020-2021		MA-I & III	Social Psychology /Clinical	4	4	4	4	4	4	4	4	32	very good

756	2020-2021
757	2020-2021
758	2020-2021
759	2020-2021
760	2020-2021
761	2020-2021
762	2020-2021
763	2020-2021
764	2020-2021
765	2020-2021
766	2020-2021
767	2020-2021
768	2020-2021
769	2020-2021

MA-I & III	Social Psychology /Clinical Diagnosis	4	4	3	3	3	3	3	4	27	good
MA-I & III	Social Psychology /Clinical Diagnosis	4	4	3	3	3	3	3	4	27	good
MA-I & III	Social Psychology /Clinical Diagnosis	4	4	3	3	3	3	3	4	27	good
MA-I & III	Social Psychology /Clinical Diagnosis	4	4	4	3	4	2	4	4	29	good
MA-I & III	Social Psychology /Clinical Diagnosis	4	4	4	4	4	4	4	4	32	very good
MA-I & III	Social Psychology /Clinical Diagnosis	4	4	3	3	3	3	3	4	27	good
MA-I & III	Social Psychology /Clinical Diagnosis	4	4	3	3	3	3	3	4	27	good
MA- II & IV	Social Psychology /Clinical Diagnosis	4	4	3	3	3	3	3	4	27	good
MA- II & IV	Social Psychology /Clinical Diagnosis	4	4	4	3	4	2	4	4	29	good
MA- II & IV	Social Psychology /Clinical Diagnosis	4	4	4	4	4	4	4	4	32	very good
MA- II & IV	Social Psychology /Clinical Diagnosis	4	4	3	3	3	3	3	4	27	good
MA- II & IV	Social Psychology /Clinical Diagnosis	4	4	3	3	3	3	3	4	27	good
MA- II & IV	Social Psychology /Clinical Diagnosis	4	4	3	3	3	3	3	4	27	good
MA- II & IV	Social Psychology /Clinical Diagnosis	4	4	4	3	4	2	4	4	29	good

770	2020-2021	MA- II & IV	Social Psychology /Clinical Diagnosis	4	4	4	4	4	4	4	4	4	32	very good
771	2020-2021	MA- II & IV	Social Psychology /Clinical Diagnosis	4	4	3	3	3	3	3	3	4	27	good
772	2020-2021	MA- II & IV	Social Psychology /Clinical Diagnosis	4	4	3	3	3	3	3	3	4	27	good
773	2020-2021	MA- II & IV	Social Psychology /Clinical Diagnosis	4	4	3	3	3	3	3	3	4	27	good
774	2020-2021	MA- II & IV	Social Psychology /Clinical Diagnosis	4	4	4	3	4	2	4	4	4	29	good
775	2020-2021	MA- II & IV	Social Psychology /Clinical Diagnosis	4	4	4	4	4	4	4	4	4	32	very good
776	2020-2021	PGC	Psycholgical Guidance	4	4	3	3	3	3	3	3	4	27	good
777	2020-2021	PGC	Psycholgical Guidance	4	4	3	3	3	3	3	3	4	27	good
778	2020-2021	PGC	Psycholgical Guidance	4	4	3	3	3	3	3	3	4	27	good
779	2020-2021	PGC	Psycholgical Guidance	4	4	4	3	4	2	4	4	4	29	good
780	2020-2021	PGC	Psycholgical Guidance	4	4	4	4	4	4	4	4	4	32	very good
781	2020-2021	PGC	Psycholgical Guidance	4	4	3	3	3	3	3	3	4	27	good
782	2020-2021	PGC	Psycholgical Guidance	4	4	3	3	3	3	3	3	4	27	good
783	2020-2021	PGC	Psycholgical Guidance	4	4	3	3	3	3	3	3	4	27	good
784	2020-2021	PGC	Psycholgical Guidance	4	4	4	3	4	2	4	4	4	29	good
785	2020-2021	PGC	Psycholgical Guidance	4	4	4	4	4	4	4	4	4	32	very good
786	2020-2021	Shama Hamdani	PGDRP Disability and Rehabilitation/R ehabilitation Assessment and Counselling	4	4	3	3	3	3	3	3	4	27	good

787	2020-2021
788	2020-2021
789	2020-2021
790	2020-2021
791	2020-2021
792	2020-2021

PGDRP	Disability and Rehabilitation/Rehabilitation Assessment and Counselling	4	4	3	3	3	3	3	4	27	good
PGDRP	Disability and Rehabilitation/Rehabilitation Assessment and Counselling	4	4	4	3	4	2	4	4	29	good
PGDRP	Disability and Rehabilitation/Rehabilitation Assessment and Counselling	4	4	4	4	4	4	4	4	32	very good
PGDRP	Disability and Rehabilitation/Rehabilitation Assessment and Counselling	4	4	3	3	3	3	3	4	27	good
PGDRP	Disability and Rehabilitation/Rehabilitation Assessment and Counselling	4	4	3	3	3	3	3	4	27	good
PGDRP	Disability and Rehabilitation/Rehabilitation Assessment and Counselling	4	4	3	3	3	3	3	4	27	good

793	2020-2021		PGDRP	Disability and Rehabilitation/R ehabilitation Assessment and Counselling	4	4	3	3	3	3	3	4	27	good
794	2020-2021	Narendra Verma	PGDRP	Psychosocial Issues in Disabilities/Com munity Based Rehabilitation	4	4	3	3	3	3	3	4	27	good
795	2020-2021		PGDRP	Psychosocial Issues in Disabilities/Com munity Based Rehabilitation	4	4	4	3	4	2	4	4	29	good
796	2020-2021		PGDRP	Psychosocial Issues in Disabilities/Com munity Based Rehabilitation	4	4	4	4	4	4	4	4	32	very good
797	2020-2021		PGDRP	Psychosocial Issues in Disabilities/Com munity Based Rehabilitation	4	4	3	3	3	3	3	4	27	good
798	2020-2021		PGDRP	Psychosocial Issues in Disabilities/Com munity Based Rehabilitation	4	4	3	3	3	3	3	4	27	good
799	2020-2021		PGDRP	Psychosocial Issues in Disabilities/Com munity Based Rehabilitation	4	4	3	3	3	3	3	4	27	good
800	2020-2021		PGDRP	Psychosocial Issues in Disabilities/Com munity Based Rehabilitation	4	4	4	3	4	2	4	4	29	good

COURSE CONTENTS

SN	Subject	Course/P rogram	Semest er	year	Q1	Q2	Q3	Q4	Q5	Q6	Q7	Q8	Q9	Total	Overall
1	Psychoogy	MA	I	2016-2017	4	4	3	3	3	3	3	4	3	30	good
2	Psychoogy	MA	I	2016-2017	4	4	3	3	3	3	3	4	3	30	good
3	Psychoogy	MA	I	2016-2017	4	4	3	3	3	3	3	4	3	30	good
4	Psychoogy	MA	I	2016-2017	4	4	4	3	4	2	4	4	4	33	good
5	Psychoogy	MA	I	2016-2017	4	4	4	4	4	4	4	4	4	36	very good
6	Psychoogy	MA	I	2016-2017	4	4	4	3	2	2	4	4	4	31	good
7	Psychoogy	MA	I	2016-2017	4	4	4	3	2	2	4	4	4	31	good
8	Psychoogy	MA	I	2016-2017	4	4	4	3	2	2	4	4	4	31	good
9	Psychoogy	MA	I	2016-2017	4	4	4	3	2	4	4	4	4	33	good
10	Psychoogy	MA	I	2016-2017	4	4	4	3	2	4	4	4	4	33	good
11	Psychoogy	MA	I	2016-2017	2	4	4	3	2	4	4	4	4	31	good
12	Psychoogy	MA	I	2016-2017	4	4	4	4	4	4	4	4	4	36	very good
13	Psychoogy	MA	I	2016-2017	2	4	2	3	2	4	4	4	4	29	good
14	Psychoogy	MA	I	2016-2017	2	3	2	3	2	3	3	3	4	25	good
15	Psychoogy	MA	II	2016-2017	4	4	4	4	4	4	4	4	4	36	very good
16	Psychoogy	MA	II	2016-2017	3	3	2	3	2	3	3	3	4	26	good
17	Psychoogy	MA	II	2016-2017	4	4	4	4	4	4	4	4	4	36	very good
18	Psychoogy	MA	II	2016-2017	3	3	3	3	2	3	3	3	4	27	good
19	Psychoogy	MA	II	2016-2017	3	3	3	3	2	3	3	3	4	27	good
20	Psychoogy	MA	II	2016-2017	4	4	4	4	4	4	4	4	4	36	very good
21	Psychoogy	MA	II	2016-2017	3	3	2	3	2	3	3	3	4	26	good
22	Psychoogy	MA	II	2016-2017	3	3	4	3	3	4	3	3	4	30	good
23	Psychoogy	MA	II	2016-2017	3	3	4	4	3	4	3	3	4	31	good
24	Psychoogy	MA	II	2016-2017	3	3	4	4	3	4	3	3	4	31	good
25	Psychoogy	MA	II	2016-2017	3	3	4	4	3	4	3	3	4	31	good
26	Psychoogy	MA	II	2016-2017	4	4	4	4	4	4	4	4	4	36	very good
27	Psychoogy	MA	II	2016-2017	3	3	4	3	3	4	2	3	4	29	good
28	Psychoogy	MA	II	2016-2017	3	3	4	3	3	4	2	3	4	29	good
29	Psychoogy	MA	II	2016-2017	3	3	4	3	3	4	2	3	4	29	good
30	Psychoogy	MA	II	2016-2017	4	4	4	4	4	4	4	4	4	36	very good
31	Psychoogy	MA	II	2016-2017	3	3	4	3	3	4	2	3	4	29	good
32	Psychoogy	MA	II	2016-2017	4	4	4	4	4	4	4	4	4	36	very good
33	Psychoogy	MA	II	2016-2017	2	3	4	3	3	4	3	3	4	29	good
34	Psychoogy	PGC	I	2016-2017	2	3	4	3	3	4	3	3	4	29	good
35	Psychoogy	PGC	I	2016-2017	2	3	4	3	3	4	3	3	4	29	good
36	Psychoogy	PGC	I	2016-2017	4	4	4	4	4	4	4	4	4	36	very good
37	Psychoogy	PGC	I	2016-2017	2	3	4	2	3	4	3	3	4	28	good
38	Psychoogy	PGC	I	2016-2017	3	3	4	2	3	4	3	3	4	29	good
39	Psychoogy	PGC	I	2016-2017	3	3	4	2	3	4	3	3	4	29	good
40	Psychoogy	PGC	I	2016-2017	3	4	4	4	4	4	4	4	4	4	good
41	Psychoogy	PGC	I	2016-2017	3	2	4	2	3	4	3	2	4	27	good
42	Psychoogy	PGC	I	2016-2017	3	2	4	3	3	4	3	2	4	28	good
43	Psychoogy	PGC	I	2016-2017	3	2	4	3	3	4	3	2	4	28	good
44	Psychoogy	PGC	I	2016-2017	4	4	4	4	4	4	4	4	4	36	very good
45	Psychoogy	PGC	I	2016-2017	3	2	3	3	3	3	3	2	3	25	good
46	Psychoogy	PGC	I	2016-2017	3	3	3	3	3	3	3	3	3	27	good
47	Psychoogy	PGC	I	2016-2017	3	3	2	3	3	3	3	3	3	26	good
48	Psychoogy	PGC	I	2016-2017	3	3	2	3	3	3	3	3	3	26	good
49	Psychoogy	PGC	I	2016-2017	4	4	4	4	4	4	4	4	4	36	very good
50	Psychoogy	PGC	I	2016-2017	3	3	2	3	3	3	3	3	3	26	good
51	Psychoogy	PGC	I	2016-2017	3	3	3	3	3	3	3	3	3	27	good
52	Psychoogy	PGC	I	2016-2017	3	3	3	3	3	3	3	3	3	27	good

53	Psychoogy	PGC	I	2016-2017	4	4	4	4	4	4	4	4	4	4	36	very good
54	Psychoogy	PGC	I	2016-2017	3	3	3	2	3	3	3	3	3	3	26	good
55	Psychoogy	PGC	I	2016-2017	3	3	3	2	3	3	3	3	3	3	26	good
56	Psychoogy	PGC	I	2016-2017	4	4	4	4	4	4	4	4	4	4	36	very good
57	Psychoogy	PGC	I	2016-2017	3	3	3	2	3	3	3	3	3	3	26	good
58	Psychoogy	PGC	I	2016-2017	4	4	4	4	4	4	4	4	4	4	36	very good
59	Psychoogy	PGC	I	2016-2017	3	3	3	3	3	3	3	3	3	3	27	good
60	Psychoogy	PGC	I	2016-2017	3	3	3	3	3	3	3	3	3	3	27	good
61	Psychoogy	PGC	I	2016-2017	3	3	3	3	3	3	3	3	3	3	27	good
62	Psychoogy	PGC	I	2016-2017	3	3	3	3	3	2	3	3	3	3	26	good
63	Psychoogy	MA	I	2017-2018	3	3	3	3	3	2	3	3	3	3	26	good
64	Psychoogy	MA	I	2017-2018	3	3	3	3	3	2	3	3	3	3	26	good
65	Psychoogy	MA	I	2017-2018	3	3	3	3	3	2	3	3	3	3	26	good
66	Psychoogy	MA	I	2017-2018	4	4	4	4	4	4	4	4	4	4	36	very good
67	Psychoogy	MA	I	2017-2018	3	3	3	3	3	3	3	3	3	3	27	good
68	Psychoogy	MA	I	2017-2018	3	3	3	3	3	3	3	3	3	3	27	good
69	Psychoogy	MA	I	2017-2018	3	4	3	3	3	3	3	4	3	3	29	good
70	Psychoogy	MA	I	2017-2018	4	3	3	3	3	3	3	3	3	3	28	good
71	Psychoogy	MA	I	2017-2018	3	4	3	3	3	3	3	4	3	3	29	good
72	Psychoogy	MA	I	2017-2018	4	3	3	3	3	3	3	3	4	3	29	good
73	Psychoogy	MA	I	2017-2018	3	4	3	3	3	3	3	4	4	3	30	good
74	Psychoogy	MA	I	2017-2018	3	3	3	3	3	3	3	3	4	3	28	good
75	Psychoogy	MA	I	2017-2018	3	3	3	3	3	3	3	3	4	3	28	good
76	Psychoogy	MA	II	2017-2018	4	3	3	3	3	3	3	3	4	3	29	good
77	Psychoogy	MA	II	2017-2018	4	4	4	4	4	4	4	4	4	4	36	very good
78	Psychoogy	MA	II	2017-2018	4	4	4	4	4	4	4	4	4	4	36	very good
79	Psychoogy	MA	II	2017-2018	3	3	3	3	3	3	3	3	4	3	28	good
80	Psychoogy	MA	II	2017-2018	4	4	4	4	4	4	4	4	4	4	36	very good
81	Psychoogy	MA	II	2017-2018	3	4	3	3	3	3	3	4	4	3	30	good
82	Psychoogy	MA	II	2017-2018	3	3	3	3	3	3	3	3	4	3	28	good
83	Psychoogy	MA	II	2017-2018	3	3	3	3	3	4	3	3	4	3	29	good
84	Psychoogy	MA	II	2017-2018	3	3	4	3	4	3	3	3	4	3	30	good
85	Psychoogy	MA	II	2017-2018	4	4	4	4	4	4	4	4	4	4	36	very good
86	Psychoogy	MA	II	2017-2018	3	3	4	3	4	3	3	3	4	3	30	good
87	Psychoogy	MA	II	2017-2018	3	4	3	3	3	4	3	4	4	3	31	good
88	Psychoogy	MA	II	2017-2018	4	4	4	4	4	4	4	4	4	4	36	very good
89	Psychoogy	MA	II	2017-2018	3	3	3	3	3	3	3	3	4	3	28	good
90	Psychoogy	MA	II	2017-2018	3	3	3	3	3	3	3	3	4	3	28	good
91	Psychoogy	MA	II	2017-2018	4	4	4	4	4	4	4	4	4	4	36	very good
92	Psychoogy	MA	II	2017-2018	3	4	4	3	4	4	3	4	3	3	32	good
93	Psychoogy	MA	II	2017-2018	3	3	3	3	4	4	3	3	3	3	29	good
94	Psychoogy	MA	II	2017-2018	3	4	4	4	4	4	3	4	3	3	33	good
95	Psychoogy	PGC	I	2017-2018	4	4	4	4	4	4	4	4	4	4	36	very good
96	Psychoogy	PGC	I	2017-2018	3	4	4	4	4	4	3	4	3	3	33	good
97	Psychoogy	PGC	I	2017-2018	3	4	4	4	4	4	3	4	3	3	33	good
98	Psychoogy	PGC	I	2017-2018	3	3	4	3	3	3	3	3	4	3	29	good
99	Psychoogy	PGC	I	2017-2018	3	3	3	4	3	3	3	3	4	3	29	good
100	Psychoogy	PGC	I	2017-2018	3	3	3	3	3	3	3	3	4	3	28	good
101	Psychoogy	PGC	I	2017-2018	4	3	3	3	3	3	3	3	4	3	29	good
102	Psychoogy	PGC	I	2017-2018	3	3	3	4	3	3	3	3	4	3	29	good
103	Psychoogy	PGC	I	2017-2018	3	3	4	3	3	3	3	3	4	3	29	good
104	Psychoogy	PGC	I	2017-2018	4	4	4	4	4	4	4	4	4	4	36	very good
105	Psychoogy	PGC	I	2017-2018	4	3	3	3	3	3	3	3	4	3	29	good
106	Psychoogy	PGC	I	2017-2018	3	4	3	4	3	3	3	4	4	3	31	good
107	Psychoogy	PGC	I	2017-2018	4	4	4	4	4	4	4	4	4	4	36	very good
108	Psychoogy	PGC	I	2017-2018	3	4	3	4	3	3	3	4	4	3	31	good
109	Psychoogy	PGC	I	2017-2018	3	3	4	3	3	3	3	3	4	3	29	good
110	Psychoogy	PGC	I	2017-2018	4	4	4	4	4	4	4	4	4	4	36	very good
111	Psychoogy	PGC	I	2017-2018	3	3	4	4	3	4	4	3	4	3	32	good

112	Psychoogy	PGC	I	2017-2018	3	3	3	3	3	4	4	3	4	30	good
113	Psychoogy	PGC	I	2017-2018	4	4	4	4	4	4	4	4	4	36	very good
114	Psychoogy	PGC	I	2017-2018	4	4	4	4	4	4	4	4	4	36	very good
115	Psychoogy	PGC	I	2017-2018	4	3	4	4	4	4	4	3	4	34	good
116	Psychoogy	PGC	I	2017-2018	4	4	4	4	4	4	4	4	4	36	very good
117	Psychoogy	PGDRP	I	2017-2018	4	4	3	4	3	3	3	4	3	31	good
118	Psychoogy	PGDRP	I	2017-2018	4	4	4	4	4	4	3	4	4	35	good
119	Psychoogy	PGDRP	I	2017-2018	4	4	4	4	4	4	3	4	4	35	good
120	Psychoogy	PGDRP	I	2017-2018	4	3	4	3	3	3	3	3	4	30	good
121	Psychoogy	PGDRP	I	2017-2018	4	3	3	3	4	3	3	3	4	30	good
122	Psychoogy	PGDRP	I	2017-2018	4	4	4	4	4	4	4	4	4	36	very good
123	Psychoogy	PGDRP	I	2017-2018	4	3	3	3	3	3	3	3	4	29	good
124	Psychoogy	PGDRP	I	2017-2018	4	3	3	3	3	3	3	3	4	29	good
125	Psychoogy	PGDRP	I	2017-2018	4	3	3	3	3	3	3	3	4	29	good
126	Psychoogy	MA	I	2018-2019	4	4	4	4	4	4	4	4	4	36	very good
127	Psychoogy	MA	I	2018-2019	4	3	4	4	3	3	3	3	4	31	good
128	Psychoogy	MA	I	2018-2019	4	3	4	4	2	3	3	3	4	30	good
129	Psychoogy	MA	I	2018-2019	4	4	3	4	4	3	3	4	4	33	good
130	Psychoogy	MA	I	2018-2019	4	4	4	3	3	3	3	4	4	32	good
131	Psychoogy	MA	I	2018-2019	4	4	4	4	4	4	4	4	4	36	very good
132	Psychoogy	MA	I	2018-2019	4	4	4	4	4	4	4	4	4	36	very good
133	Psychoogy	MA	I	2018-2019	4	3	3	3	3	3	3	3	4	29	good
134	Psychoogy	MA	I	2018-2019	4	4	4	4	4	4	4	4	4	36	very good
135	Psychoogy	MA	I	2018-2019	4	3	3	3	3	3	3	3	4	29	good
136	Psychoogy	MA	I	2018-2019	4	3	2	4	4	4	3	3	4	31	good
137	Psychoogy	MA	I	2018-2019	4	3	3	4	4	3	3	3	4	31	good
138	Psychoogy	MA	II	2018-2019	4	3	3	4	4	2	3	3	4	30	good
139	Psychoogy	MA	II	2018-2019	4	3	4	3	4	4	3	3	4	32	good
140	Psychoogy	MA	II	2018-2019	4	3	4	4	3	3	3	3	4	31	good
141	Psychoogy	MA	II	2018-2019	4	3	3	3	4	3	3	3	4	30	good
142	Psychoogy	MA	II	2018-2019	4	3	3	3	3	3	3	3	4	29	good
143	Psychoogy	MA	II	2018-2019	4	3	3	3	3	3	3	3	4	29	good
144	Psychoogy	MA	II	2018-2019	4	4	4	4	4	4	4	4	4	36	very good
145	Psychoogy	PGC	I	2018-2019	4	3	3	2	4	4	4	3	4	31	good
146	Psychoogy	PGC	I	2018-2019	4	3	3	3	4	4	3	3	4	31	good
147	Psychoogy	PGC	I	2018-2019	4	3	3	3	4	4	2	3	4	30	good
148	Psychoogy	PGC	I	2018-2019	4	4	4	4	4	4	4	4	4	36	very good
149	Psychoogy	PGC	I	2018-2019	4	3	3	4	4	3	3	3	4	31	good
150	Psychoogy	PGC	I	2018-2019	4	3	3	3	3	4	3	3	4	30	good
151	Psychoogy	PGC	I	2018-2019	4	4	4	4	3	3	3	4	4	33	good
152	Psychoogy	PGC	I	2018-2019	4	4	4	3	3	3	3	4	4	32	good
153	Psychoogy	PGC	I	2018-2019	4	4	4	2	3	3	3	4	4	31	good
154	Psychoogy	PGC	I	2018-2019	4	4	4	4	4	4	4	4	4	36	very good
155	Psychoogy	PGC	I	2018-2019	4	4	3	3	3	3	3	4	4	31	good
156	Psychoogy	PGC	I	2018-2019	4	4	4	4	4	4	4	4	4	36	very good
157	Psychoogy	PGC	I	2018-2019	3	3	3	3	3	3	3	3	4	28	good
158	Psychoogy	PGC	I	2018-2019	3	3	3	3	3	3	3	3	4	28	good
159	Psychoogy	PGC	I	2018-2019	4	3	3	3	3	3	3	3	4	29	good
160	Psychoogy	PGC	I	2018-2019	4	4	4	4	4	4	4	4	4	36	very good
161	Psychoogy	PGC	I	2018-2019	3	4	3	2	4	4	4	4	3	31	good
162	Psychoogy	PGC	I	2018-2019	3	3	4	3	4	4	3	3	4	31	good
163	Psychoogy	PGDRP	I	2018-2019	4	4	3	3	4	4	2	4	3	31	good
164	Psychoogy	PGDRP	I	2018-2019	3	3	3	4	3	4	4	3	3	30	good
165	Psychoogy	PGDRP	I	2018-2019	4	3	4	4	4	3	3	3	4	32	good
166	Psychoogy	PGDRP	I	2018-2019	3	4	3	3	3	4	3	4	4	31	good
167	Psychoogy	PGDRP	I	2018-2019	3	3	4	4	3	3	3	3	4	30	good
168	Psychoogy	PGDRP	I	2018-2019	3	3	3	3	3	3	3	3	4	28	good
169	Psychoogy	PGDRP	I	2018-2019	2	4	4	4	3	3	3	4	4	31	good
170	Psychoogy	PGDRP	I	2018-2019	3	4	4	3	3	3	3	4	4	31	good

171	Psychoogy	PGDRP	I	2018-2019	3	4	4	2	3	3	3	4	4	30	good
172	Psychoogy	MA	I	2019-2020	4	3	4	4	3	3	3	3	4	31	good
173	Psychoogy	MA	I	2019-2020	4	4	3	3	4	4	4	4	4	34	good
174	Psychoogy	MA	I	2019-2020	3	3	4	3	4	4	4	3	4	32	good
175	Psychoogy	MA	I	2019-2020	4	4	4	4	3	4	4	4	4	35	good
176	Psychoogy	MA	I	2019-2020	4	4	4	3	3	4	4	4	4	34	good
177	Psychoogy	MA	I	2019-2020	4	4	4	2	3	4	4	4	4	33	good
178	Psychoogy	MA	I	2019-2020	4	3	4	4	3	4	4	3	4	33	good
179	Psychoogy	MA	I	2019-2020	4	4	3	3	3	4	4	4	4	33	good
180	Psychoogy	MA	I	2019-2020	4	4	4	4	4	4	4	4	4	36	very good
181	Psychoogy	MA	I	2019-2020	4	4	4	4	4	4	4	4	4	36	very good
182	Psychoogy	MA	I	2019-2020	3	3	4	4	4	3	3	3	4	31	good
183	Psychoogy	MA	I	2019-2020	3	3	4	4	3	3	3	3	4	30	good
184	Psychoogy	MA	I	2019-2020	3	3	4	4	2	3	3	3	4	29	good
185	Psychoogy	MA	I	2019-2020	3	3	3	4	4	3	3	3	3	29	good
186	Psychoogy	MA	I	2019-2020	3	3	4	3	3	3	3	3	4	29	good
187	Psychoogy	MA	I	2019-2020	3	3	3	3	3	3	3	3	4	28	good
188	Psychoogy	MA	II	2019-2020	3	3	3	3	3	3	3	3	4	28	good
189	Psychoogy	MA	II	2019-2020	4	4	4	4	4	4	4	4	4	36	very good
190	Psychoogy	MA	II	2019-2020	4	4	4	4	4	4	3	4	4	35	good
191	Psychoogy	MA	II	2019-2020	4	4	4	4	4	3	3	4	4	34	good
192	Psychoogy	MA	II	2019-2020	4	4	4	4	3	2	3	4	4	32	good
193	Psychoogy	MA	II	2019-2020	4	4	4	4	3	4	3	4	4	34	good
194	Psychoogy	MA	II	2019-2020	4	4	4	4	3	3	3	4	4	33	good
195	Psychoogy	MA	II	2019-2020	4	3	4	4	3	4	4	3	4	33	good
196	Psychoogy	MA	II	2019-2020	4	4	3	4	3	4	4	4	4	34	good
197	Psychoogy	MA	II	2019-2020	4	4	4	4	4	4	4	4	4	36	very good
198	Psychoogy	MA	II	2019-2020	3	3	3	4	3	3	3	3	4	29	good
199	Psychoogy	MA	II	2019-2020	3	3	3	4	3	3	3	3	4	29	good
200	Psychoogy	MA	II	2019-2020	3	4	4	4	3	3	3	4	4	32	good
201	Psychoogy	PGC	I	2019-2020	3	4	4	4	3	3	3	4	4	32	good
202	Psychoogy	PGC	I	2019-2020	3	4	4	4	3	3	3	4	4	32	good
203	Psychoogy	PGC	I	2019-2020	3	3	4	4	3	3	3	3	4	30	good
204	Psychoogy	PGC	I	2019-2020	3	4	3	4	3	3	3	4	4	31	good
205	Psychoogy	PGC	I	2019-2020	3	3	3	4	3	3	3	3	3	28	good
206	Psychoogy	PGC	I	2019-2020	3	3	3	4	3	3	3	3	3	28	good
207	Psychoogy	PGC	I	2019-2020	3	4	4	4	3	3	3	4	4	32	good
208	Psychoogy	PGC	I	2019-2020	3	4	4	4	3	3	3	4	4	32	good
209	Psychoogy	PGC	I	2019-2020	3	4	4	4	3	3	3	4	4	32	good
210	Psychoogy	PGC	I	2019-2020	3	3	4	4	3	3	3	3	4	30	good
211	Psychoogy	PGC	I	2019-2020	3	4	3	4	3	3	3	4	4	31	good
212	Psychoogy	PGC	I	2019-2020	3	3	3	4	3	3	3	3	4	29	good
213	Psychoogy	PGDRP	I	2019-2020	4	4	4	4	3	4	4	4	4	35	good
214	Psychoogy	PGDRP	I	2019-2020	4	4	4	3	3	4	4	4	4	34	good
215	Psychoogy	PGDRP	I	2019-2020	4	4	4	2	3	4	4	4	4	33	good
216	Psychoogy	PGDRP	I	2019-2020	4	3	4	4	3	4	4	3	4	33	good
217	Psychoogy	PGDRP	I	2019-2020	4	4	3	3	3	4	4	4	4	33	good
218	Psychoogy	PGDRP	I	2019-2020	4	4	4	4	4	4	4	4	4	36	very good
219	Psychoogy	PGDRP	I	2019-2020	4	4	4	4	4	4	4	4	4	36	very good
220	Psychoogy	PGDRP	I	2019-2020	4	4	4	4	4	4	4	4	4	36	very good
221	Psychoogy	PGDRP	I	2019-2020	4	4	4	4	4	4	4	4	4	36	very good
222	Psychoogy	PGDRP	I	2019-2020	3	3	3	4	3	3	3	3	4	29	good
223	Psychoogy	MA	I	2020-2021	3	3	3	4	3	3	3	3	4	29	good
224	Psychoogy	MA	I	2020-2021	3	3	3	4	3	3	3	3	4	29	good
225	Psychoogy	MA	I	2020-2021	3	3	3	4	3	3	3	3	4	29	good
226	Psychoogy	MA	I	2020-2021	3	3	3	4	3	3	3	3	4	29	good
227	Psychoogy	MA	I	2020-2021	3	3	3	4	3	3	3	3	4	29	good
228	Psychoogy	MA	I	2020-2021	3	3	3	4	3	3	3	3	4	29	good
229	Psychoogy	MA	I	2020-2021	3	3	3	4	3	3	3	3	3	28	good

230	Psychoogy	MA	I	2020-2021	3	3	3	4	3	3	3	3	3	28	good
231	Psychoogy	MA	I	2020-2021	4	4	4	4	4	4	4	4	4	36	very good
232	Psychoogy	MA	I	2020-2021	4	4	4	4	4	4	4	4	4	36	very good
233	Psychoogy	MA	I	2020-2021	4	4	4	4	4	4	4	4	4	36	very good
234	Psychoogy	MA	I	2020-2021	4	4	4	4	4	4	4	4	4	36	very good
235	Psychoogy	MA	II	2020-2021	4	4	4	4	4	4	4	4	4	36	very good
236	Psychoogy	MA	II	2020-2021	4	4	4	4	4	4	4	4	4	36	very good
237	Psychoogy	MA	II	2020-2021	4	4	4	4	4	4	4	4	4	36	very good
238	Psychoogy	MA	II	2020-2021	4	4	4	4	4	4	4	4	4	36	very good
239	Psychoogy	MA	II	2020-2021	4	4	4	4	4	4	4	4	4	36	very good
240	Psychoogy	MA	II	2020-2021	3	4	2	3	4	4	3	4	2	29	good
241	Psychoogy	MA	II	2020-2021	3	4	4	3	4	4	3	4	4	33	good
242	Psychoogy	PGC	I	2020-2021	3	3	3	3	4	4	3	3	3	29	good
243	Psychoogy	PGC	I	2020-2021	3	4	4	4	4	4	3	4	4	34	good
244	Psychoogy	PGC	I	2020-2021	3	4	4	4	4	4	3	4	4	34	good
245	Psychoogy	PGC	I	2020-2021	3	4	4	4	4	4	3	4	4	34	good
246	Psychoogy	PGC	I	2020-2021	3	4	4	4	4	4	3	4	4	34	good
247	Psychoogy	PGC	I	2020-2021	3	3	4	3	3	3	3	3	4	29	good
248	Psychoogy	PGC	I	2020-2021	3	3	4	2	3	4	4	3	4	30	good
249	Psychoogy	PGC	I	2020-2021	3	3	4	4	3	4	4	3	4	32	good
250	Psychoogy	PGC	I	2020-2021	3	3	3	3	3	4	4	3	3	29	good
251	Psychoogy	PGC	I	2020-2021	3	3	4	4	4	4	4	3	4	33	good
252	Psychoogy	PGC	I	2020-2021	3	3	4	4	4	4	4	3	4	33	good
253	Psychoogy	PGC	I	2020-2021	3	3	4	4	4	4	4	3	4	33	good
254	Psychoogy	PGC	I	2020-2021	3	3	4	4	4	4	4	3	4	33	good
255	Psychoogy	PGC	I	2020-2021	3	3	3	4	3	3	3	3	3	28	good
256	Psychoogy	PGC	I	2020-2021	3	3	3	3	3	3	3	3	3	27	good
257	Psychoogy	PGC	I	2020-2021	3	3	3	3	3	3	3	3	3	27	good
258	Psychoogy	PGC	I	2020-2021	4	2	3	4	4	3	3	2	3	28	good
259	Psychoogy	PGC	I	2020-2021	4	4	3	4	4	3	3	4	3	32	good
260	Psychoogy	PGDRP	I	2020-2021	3	3	3	4	4	3	3	3	3	29	good
261	Psychoogy	PGDRP	I	2020-2021	4	4	4	4	4	3	3	4	4	34	good
262	Psychoogy	PGDRP	I	2020-2021	4	4	4	4	4	3	3	4	4	34	good
263	Psychoogy	PGDRP	I	2020-2021	4	4	4	4	4	3	3	4	4	34	good
264	Psychoogy	PGDRP	I	2020-2021	4	4	4	4	4	3	3	4	4	34	good
265	Psychoogy	PGDRP	I	2020-2021	3	4	3	3	3	4	4	4	4	32	good
266	Psychoogy	PGDRP	I	2020-2021	4	4	4	4	4	4	4	4	4	36	very good
267	Psychoogy	PGDRP	I	2020-2021	4	4	4	4	4	4	4	4	4	36	very good
268	Psychoogy	PGDRP	I	2020-2021	4	4	4	2	3	4	4	4	4	33	good

STUDENT FEEDBACK FOR THE ACADEMIC YEAR 2019-2020

FEED BACK QUESTIONNAIRE

COURSE MASTER OF SOCIAL WORK and SOCIOLOGY

Table No:-1

Parameter:1- Depth of the course content including project work if any

Sl.No	Options	Frequency	Percentage
1	Very good	03	14.28
2	Good	16	76.19
3	Satisfactory	02	9.53
4	Un-satisfactory	----	--
Total		21	100

Analysis :- analysis is done on percentage basis but for this year percentile is calculated.76.19 is good followed by 14.28 as very good and 9.53 percentile to be satisfactory

Table No:-2

Parameter:2 Extent of coverage of course

Sl.No	Options	Frequency	Percentage
1	Very good	02	9.53
2	Good	15	71.42
3	Satisfactory	04	19.05
4	Un-satisfactory	----	----
Total		21	100

Option 2 is Extent of coverage of course the percentile is calculated.71.42 is good followed by 19.05 satisfactory and as very good percentile to be9.53

Table No:-3

Parameter:3 applicability/ relevance to real life situation

Sl.No	Options	Frequency	Percentage
1	Very good	03	14.28
2	Good	18	85.72
3	Satisfactory	---	--
4	Un-satisfactory	---	--
Total		21	100

Applicability/ relevance to real life situation is next parameter where 85.72 optioned for good and 14.28 for very good. No option received for satisfactory and un satisfactory.

Table No:-4

Parameter:4 learning Values

Sl.No	Options	Frequency	Percentage
1	Very good	---	---
2	Good	08	38.09
3	Satisfactory	13	61.91
4	Un-satisfactory	---	---
Total		21	100

Parameter 4 is learning values where 61.91 percentile students answered for satisfactory followed by 38.09 percentile for good

Table No:-5

Parameter:5- clarity and relevance of textual reading material

Sl.No	Options	Frequency	Percentage
1	Very good	02	9.53
2	Good	19	90.47
3	Satisfactory	---	--
4	Un-satisfactory	---	--
Total		21	100

clarity and relevance of textual reading material 90.47 percentile students answered for good and 9.53 for very good.

Table No:-6

Parameter:6- Relevance of additional source material

Sl.No	Options	Frequency	Percentage
1	Very good	---	--
2	Good	09	42.86
3	Satisfactory	12	57.14
4	Un-satisfactory	--	--
Total		21	100

Relevance of additional source material 57.14 percentile students are satisfied and 42.86 percentile answered for good.

Table No:-7

Parameter:7- Extent of efforts required by students

Sl.No	Options	Frequency	Percentage
1	None	---	---
2	Very Less	---	---
3	Less	07	33.33
4	Maximum	14	66.67
Total		21	100

Extent of efforts required by students where students valued themselves as per their performance in the exams where 66.67 percentage answered for maximum effort required where as 33.33 replied for less efforts. This is because maximum students have their medium as Hindi and sometimes find difficult to cope with English medium books and study materials.

Table No:-8

Parameter:8-provision for sufficient time for feedback

Sl.No	Options	Frequency	Percentage
1	Very good	07	33.33
2	Good	02	9.53
3	Satisfactory	12	57.14
4	Un-satisfactory	---	---
Total		21	100

Table No:-9 deals with parameter 8 for provision for sufficient time for feedback where 57.14 percentile said for satisfactory followed by 33.33 for very good and 9.53 for good

Parameter:9-Overall rating

Sl.No	Options	Frequency	Percentage
1	Very good	02	9.53
2	Good	19	90.47
3	Satisfactory	---	--
4	Un-satisfactory	---	--
Total		21	100

Overall rating of the course 90.47 answered for good and 9.53 for very good.

Student's feedback for teachers

S L. N O	VERY GOOD (A)							GOOD (B)							SATISFACTORY (C)							UNSATISFACTORY (D)						
	LS G	NK	HB	MY	s k	R T	V S	LS G	NK	HB	MY	sk	R T	VS	LS G	NK	H B	MY	sk	R T	V S	LS G	NK	H B	M Y	s k	H B	
1	17	16	17	10	1 0	0 9	1 1	04	05	04	11	11	1 2	10														
2	18	18	16	12	1 0	1 0	1 1	03	03	05	09	11	1 1	10														
3	21	21	21	21	2 1	2 1	2 1	00	00	00	00	00	0 0	00														
4	19	18	19	12	1 5	1 4	0 6	02	03	02	09	06	0 7	15														
5	18	17	17	13	1 1	1 1	1 0	03	04	04	08	10	1 0	11														
6	19	18	19	12	1 5	1 4	0 6	02	03	02	09	06	0 7	15														
7	19	19	18	12	1 5	1 3	0 6	02	02	03	09	06	0 8	15														
8	21	21	21	21	2 1	2 1	0 0	00	00	00	00	00	0 0	21														
9	18	18	17	12	1 0	1 0	1 1	03	03	04	09	11	1 1	10														

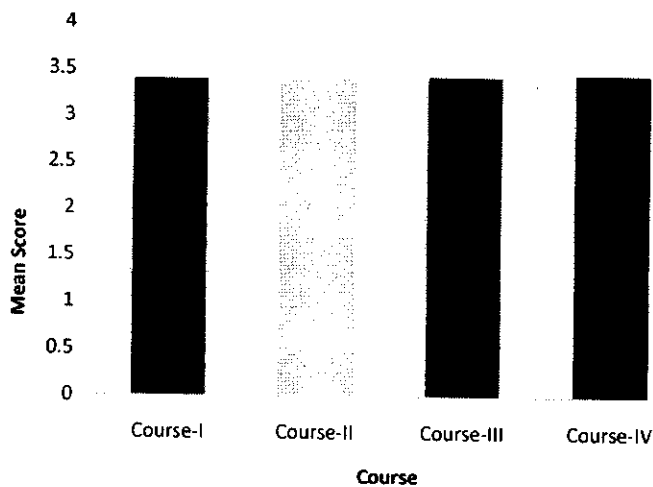
Abv:- LSG:- Dr.L.S.Gajpal
 NK:- Dr. N.Kujur
 HB:- Dr.(Mrs) H.Borkar
 VS:- Vinita Singh
 RT:- Reena Tamrakar
 MY:- Manisha Yadu
 SK:- Surendra kumar

Students feed back for teachers is also calculated where students views for guest faculty varied widely as compared with the regular faculty. Students found The experience of teaching and ability to integrate with content is more in regular faculty.

Feedback report of SoS in Statistics, Pt. Ravishankar Shukla University, Raipur for 2019-20

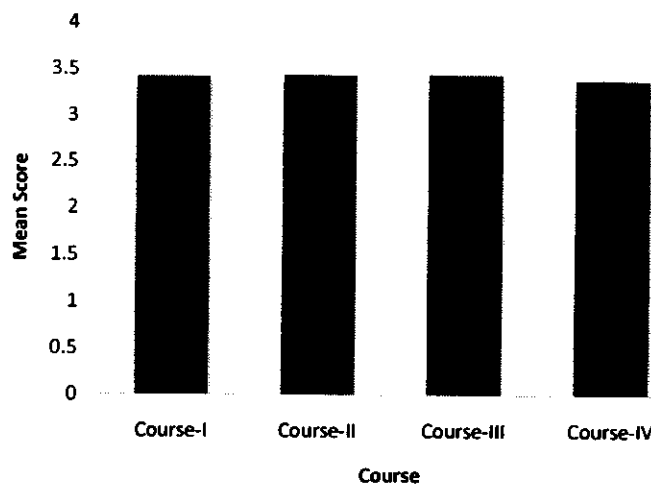
M. Sc. II Semester, 2019-20

Course	Mean Score
Course-I	3.4
Course-II	3.46
Course-III	3.44
Course-IV	3.47



M. Sc. IV Semester, 2019-20

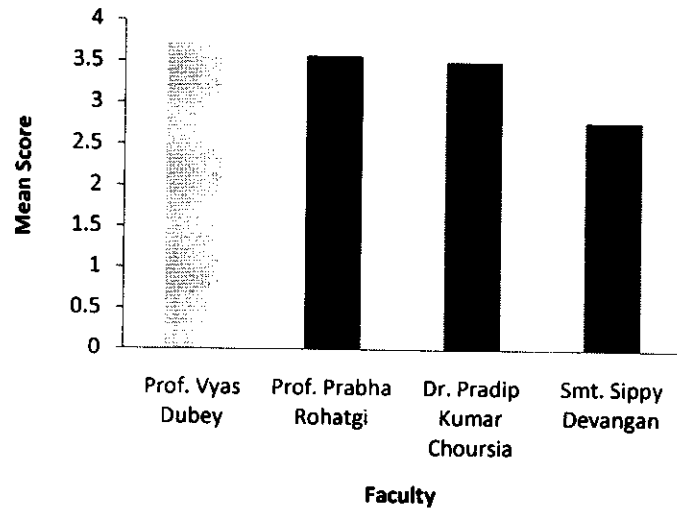
Course	Mean Score
Course-I	3.43
Course-II	3.45
Course-III	3.46
Course-IV	3.40



[Signature]
 PROFESSOR
 School of Studies in Statistics
 Pt. Ravishankar Shukla University
 RAIPUR (C. G.)

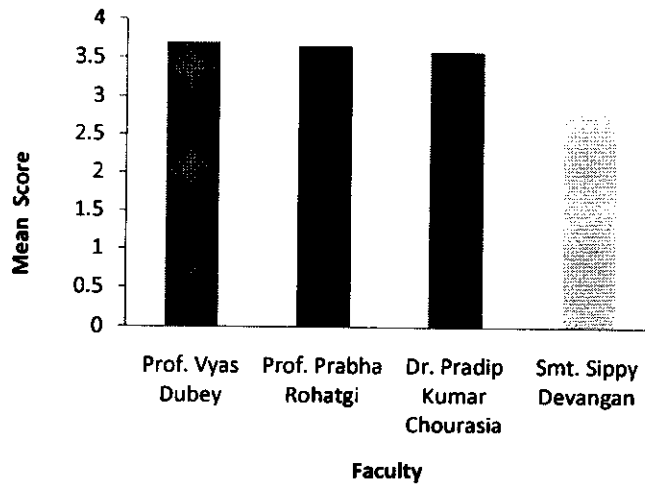
M. Sc. II Semester 2019-20

Faculty	Mean Score
Prof. Vyas Dubey	3.71
Prof. Prabha Rohatgi	3.57
Dr. Pradip Kumar Chourasia	3.51
Smt. Sippy Devangan	2.79



M. Sc. IV Semester 2019-20

Faculty	Mean Score
Prof. Vyas Dubey	3.69
Prof. Prabha Rohatgi	3.65
Dr. Pradip Kumar Chourasia	3.58
Smt. Sippy Devangan	2.83



Above results shown to all faculty members and requested them to improve their teaching.

[Signature]
PROFESSOR & HEAD
School of Studies in Statistics
Pa. Bundar, Sambalpur, Odisha, India
751005

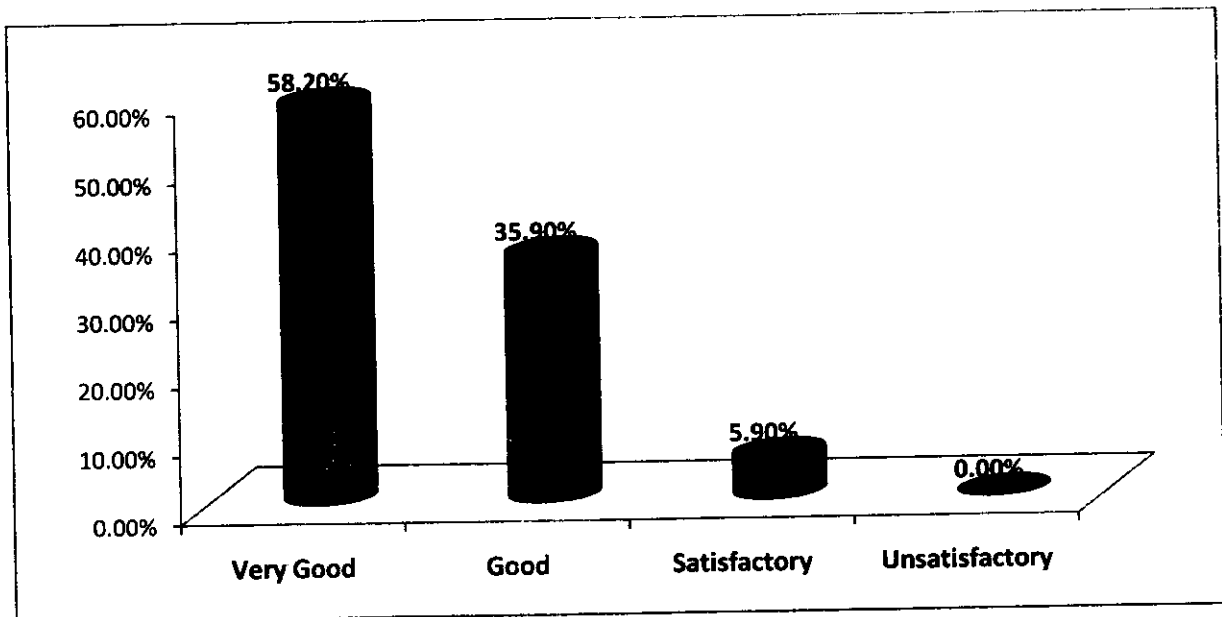
Centre for Women's Studies

Pt. Ravishankar Shukla University, Raipur

Analysis of the Student feedback (2019-20)

Certificate Course on "Women Law and Gender Justice"

No. of Students (14)



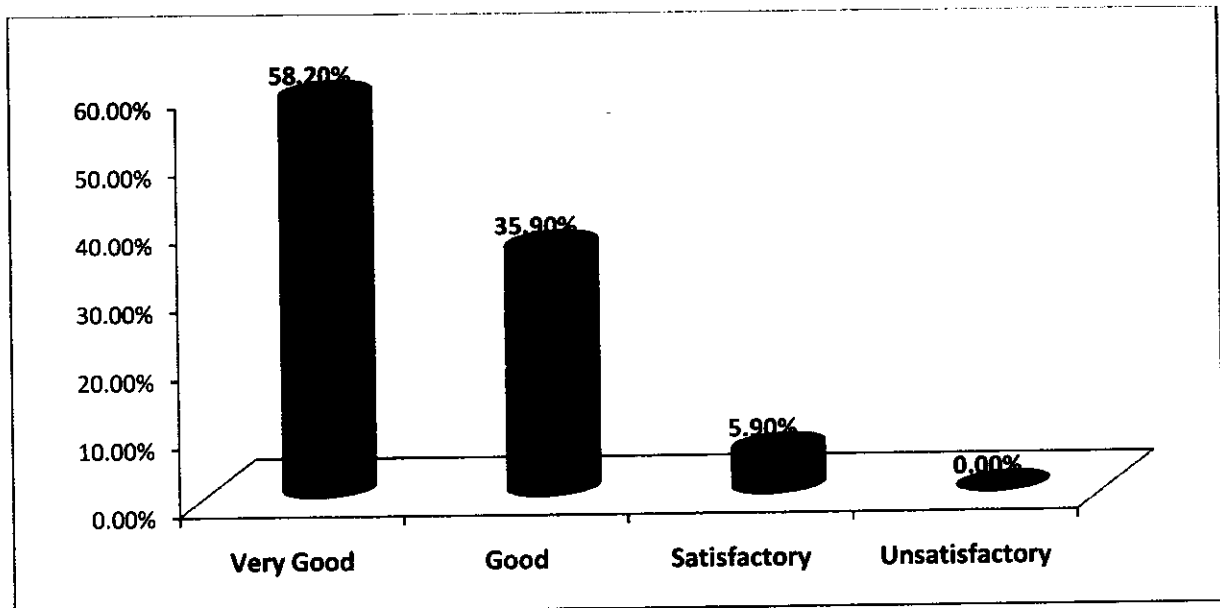
Centre for Women's Studies

Pt. Ravishankar Shukla University, Raipur

Analysis of the Student feedback (2019-20)

Certificate Course "Community Based Participatory Research (CBPR)

No. of Students (12)



A- Very Good

B- Good

C-Satisfactory

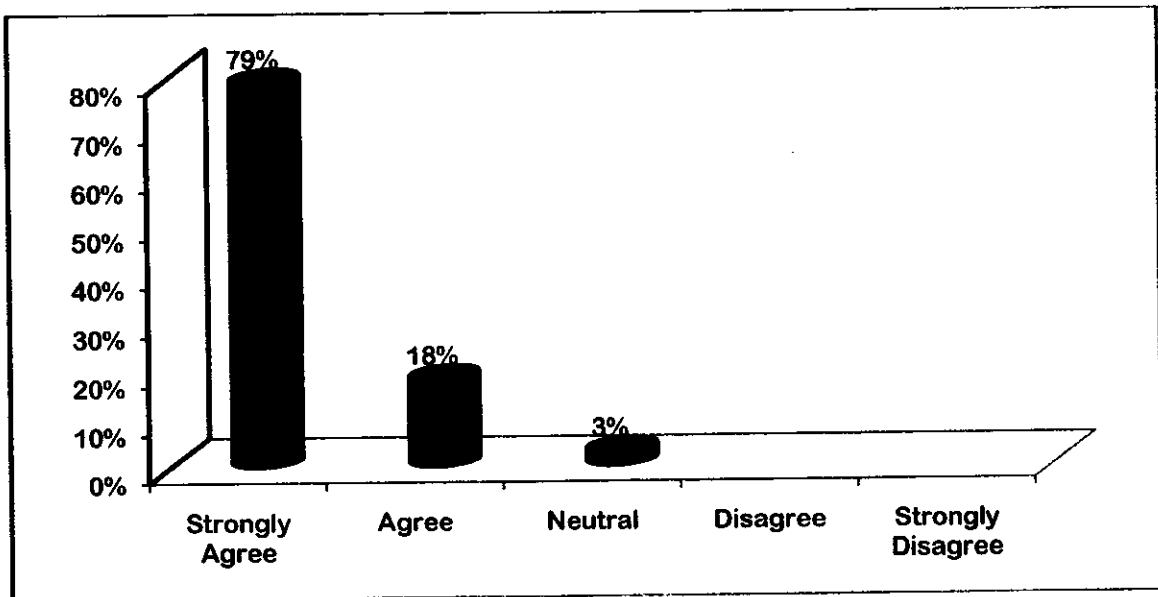
D- Unsatisfactory

Centre for Women's Studies

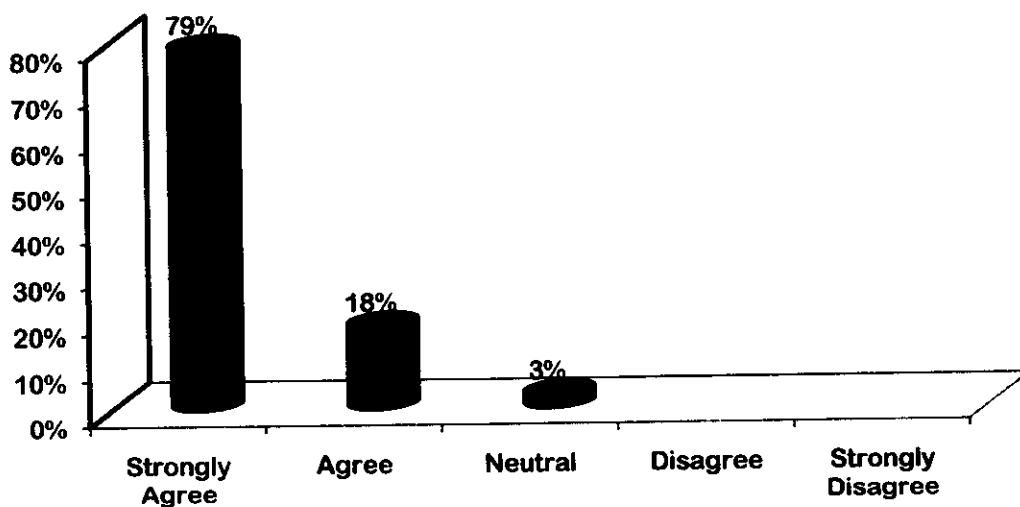
Pt. Ravishankar Shukla University, Raipur

Analysis of the Feedback from Support Staff (2019-20)

Aniksha Varoda (Research Assistant)



Keyoor Bhushan Rao (Professional Assistant)

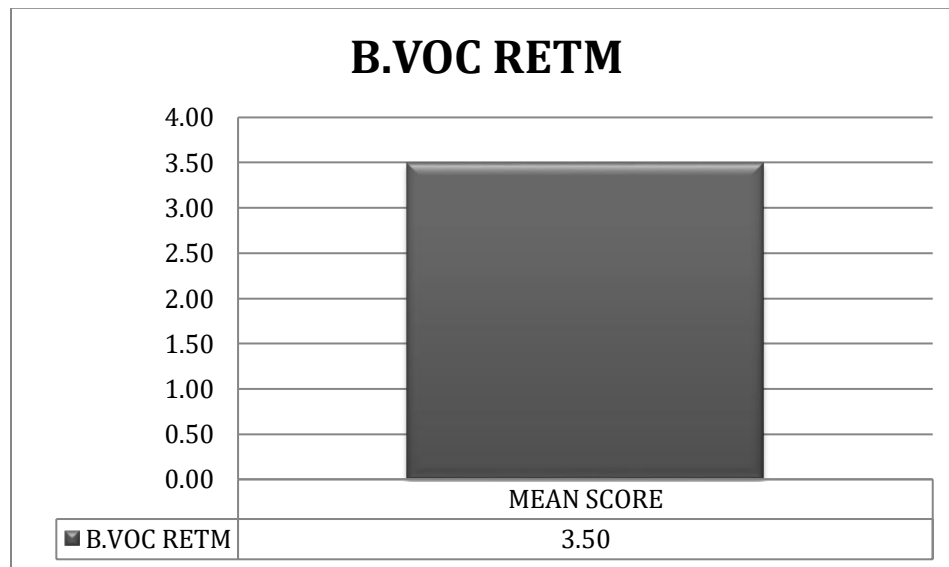




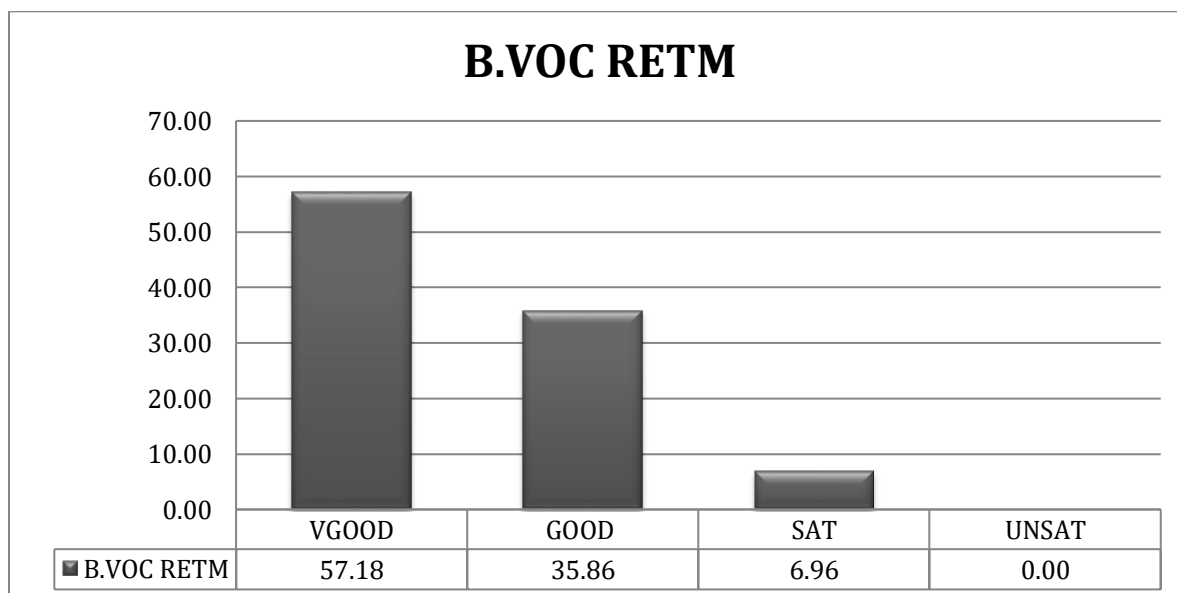
BACHELOR OF VOCATION RENEWABLE ENERGY TECHNOLOGY & MANAGEMENT PT. RAVISHANKAR SHUKLA UNIVERSITY, RAIPUR (C.G.)

STUDENT FEEDBACK FOR COURSE & FACULTY (2019-20)

COURSE FEEDBACK



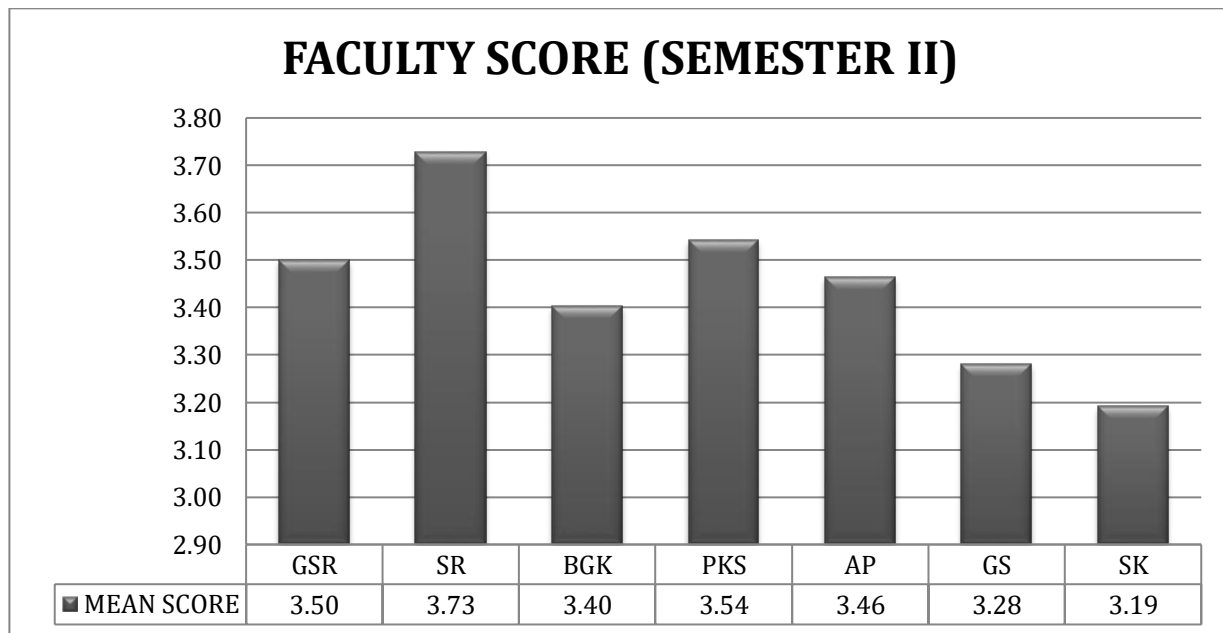
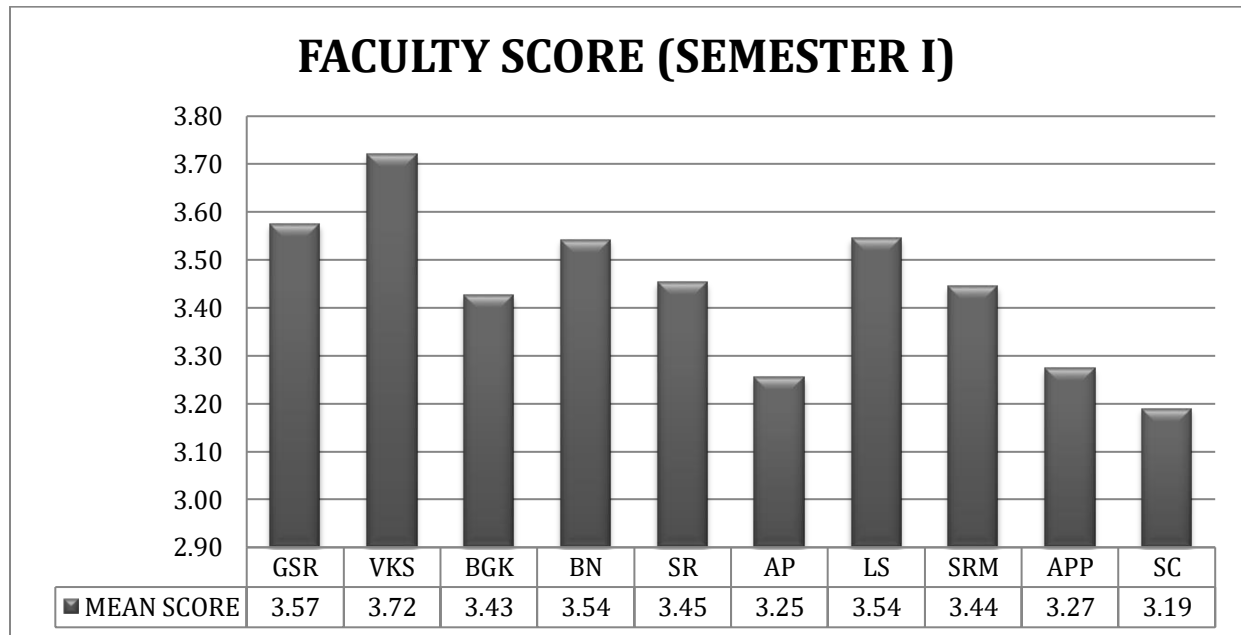
PERCENT RESPONSE TO COURSE





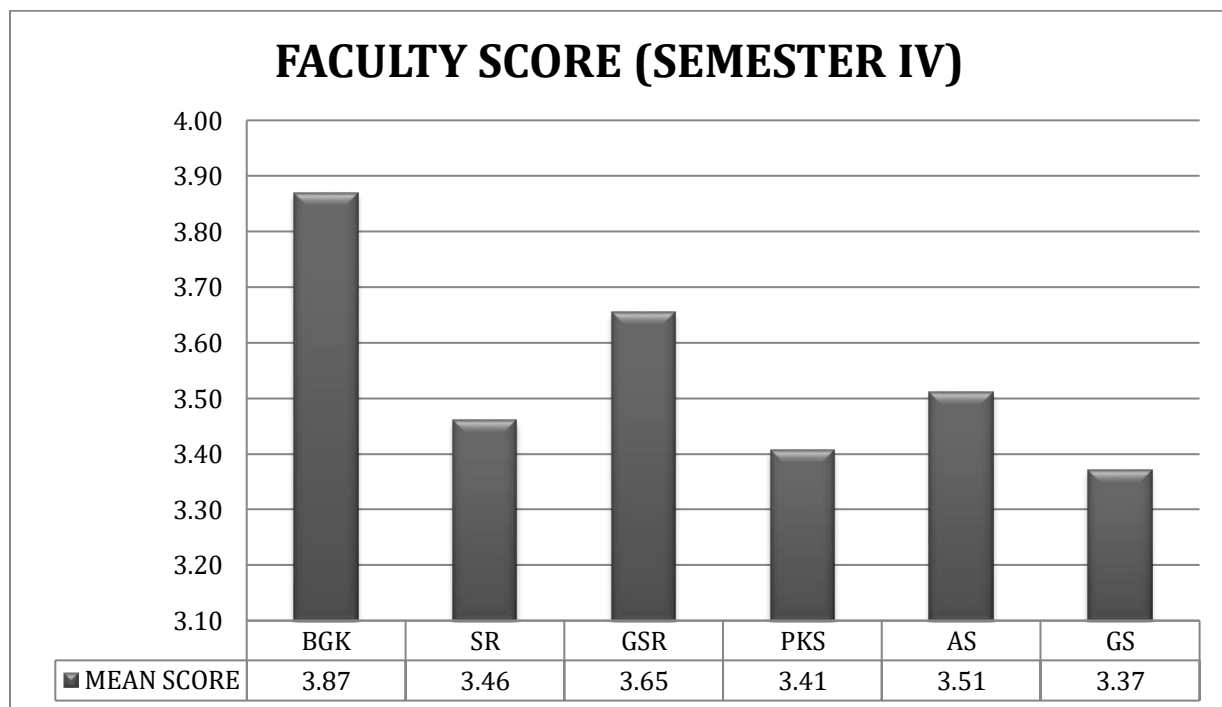
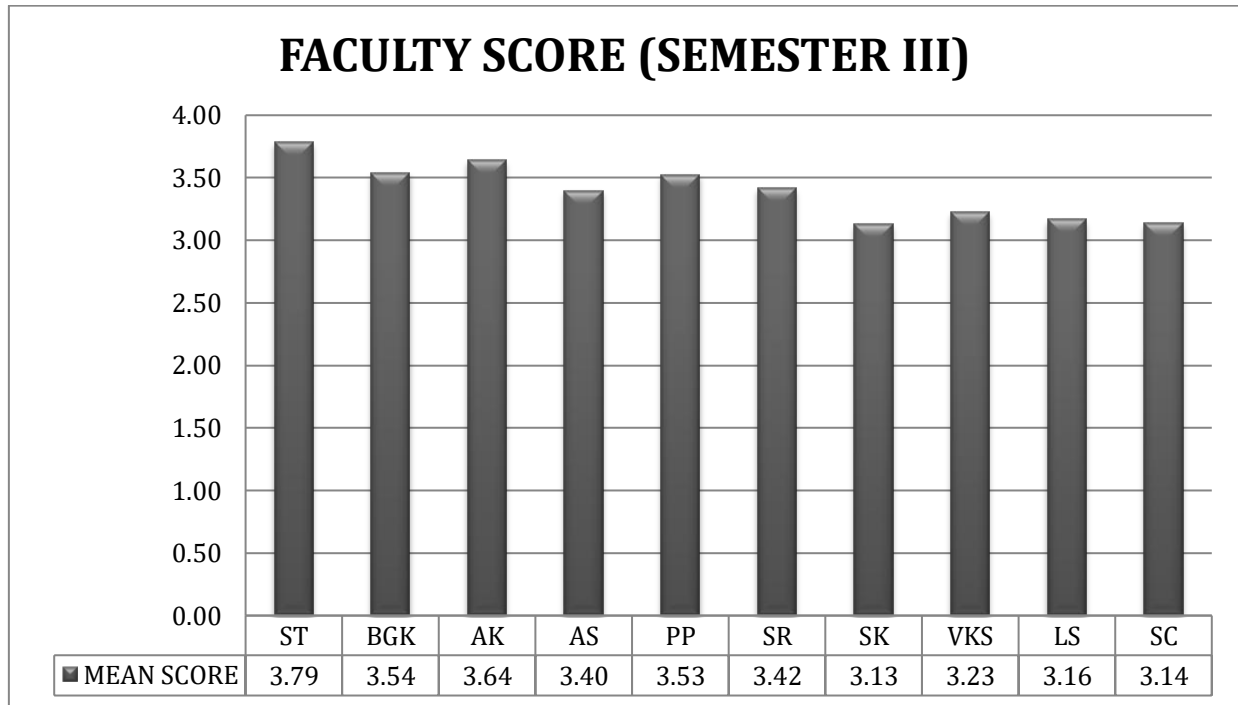
BACHELOR OF VOCATION RENEWABLE ENERGY TECHNOLOGY & MANAGEMENT PT. RAVISHANKAR SHUKLA UNIVERSITY, RAIPUR (C.G.)

FACULTY FEEDBACK



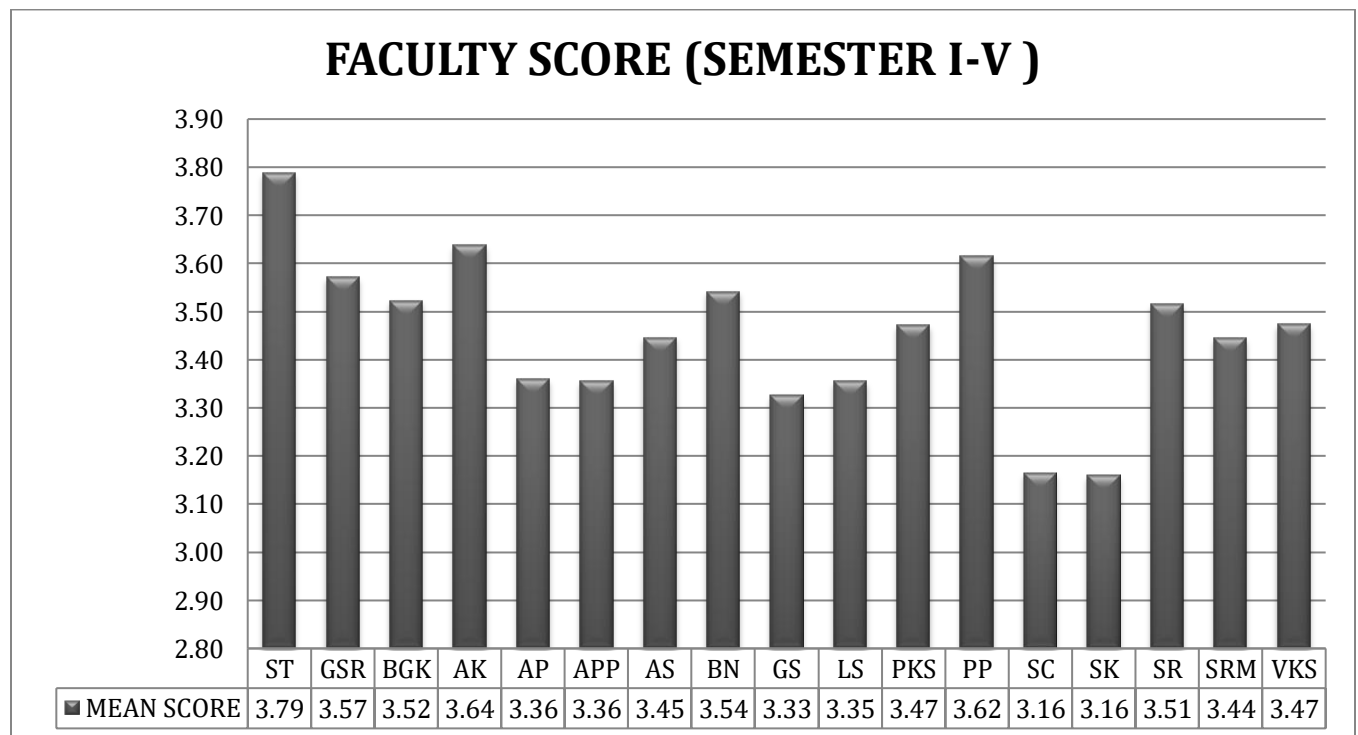
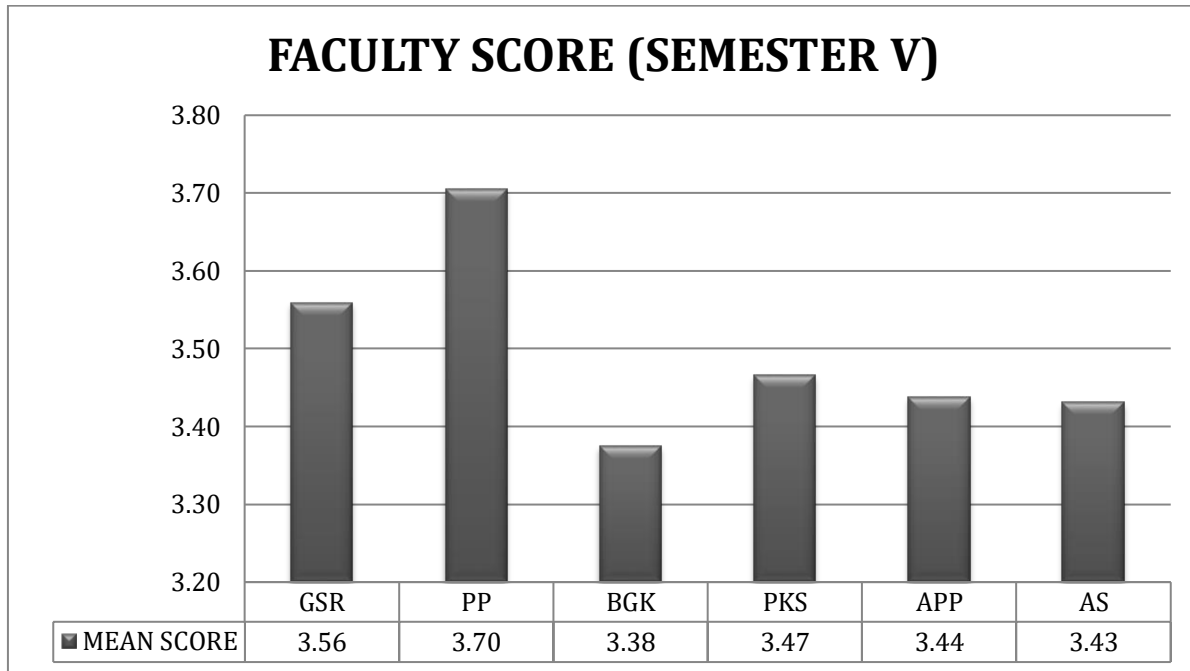


BACHELOR OF VOCATION RENEWABLE ENERGY TECHNOLOGY & MANAGEMENT PT. RAVISHANKAR SHUKLA UNIVERSITY, RAIPUR (C.G.)





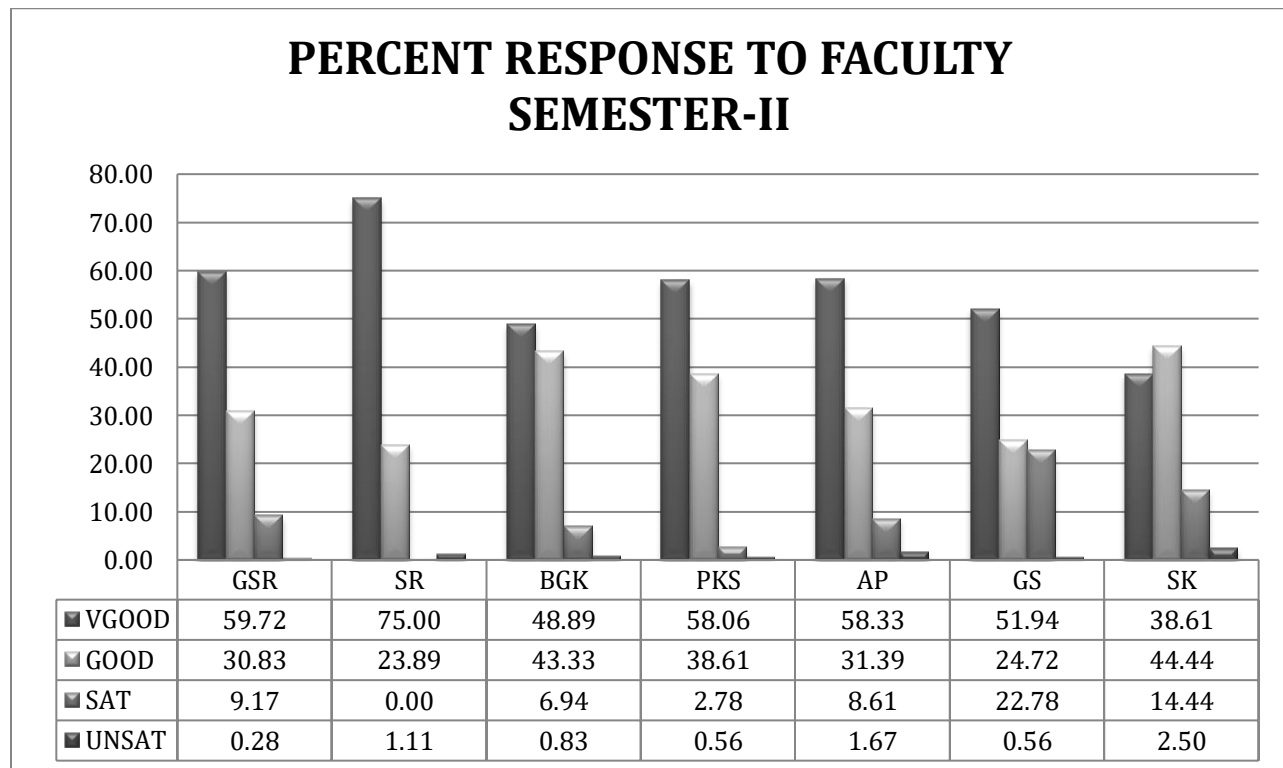
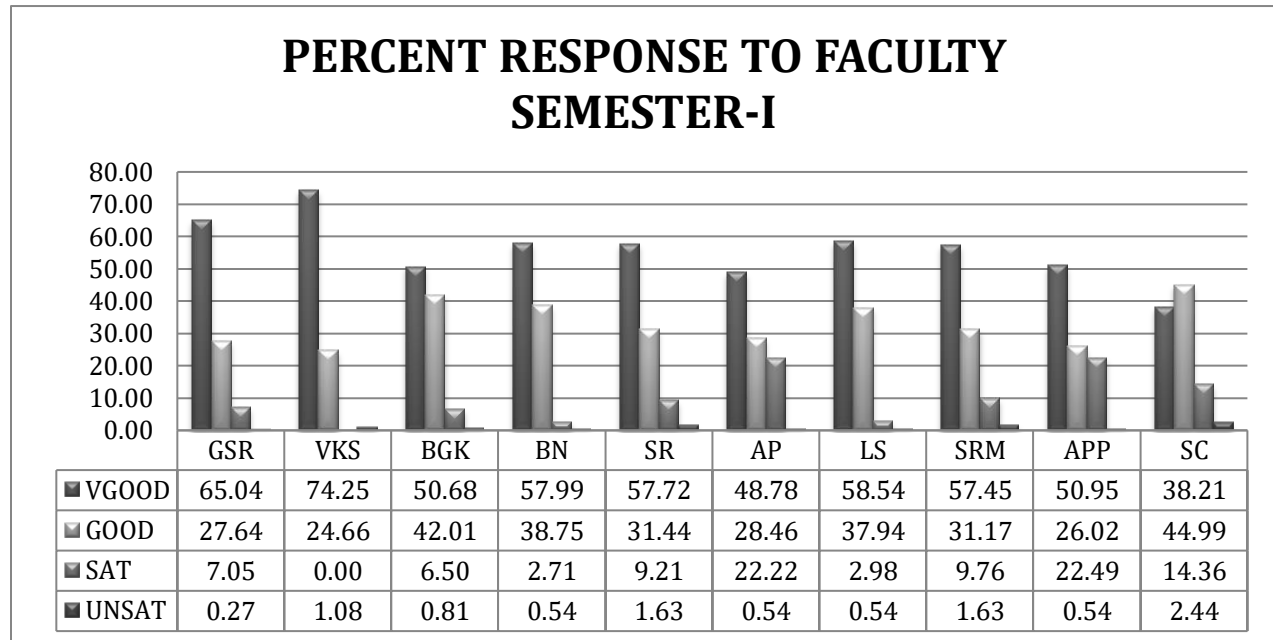
BACHELOR OF VOCATION RENEWABLE ENERGY TECHNOLOGY & MANAGEMENT PT. RAVISHANKAR SHUKLA UNIVERSITY, RAIPUR (C.G.)





BACHELOR OF VOCATION RENEWABLE ENERGY TECHNOLOGY & MANAGEMENT PT. RAVISHANKAR SHUKLA UNIVERSITY, RAIPUR (C.G.)

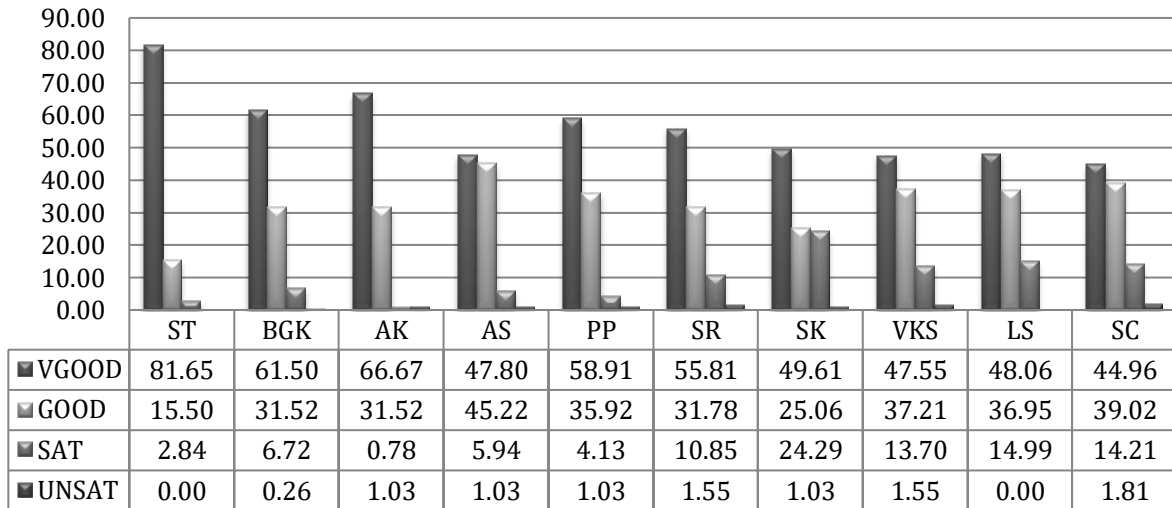
PERCENT RESPONSE TO FACULTY



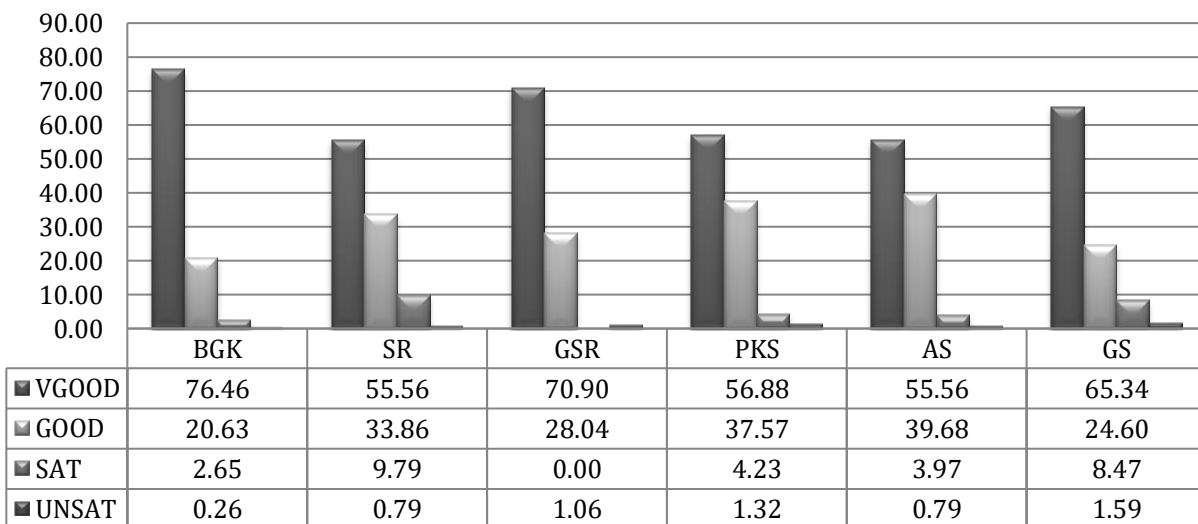


BACHELOR OF VOCATION RENEWABLE ENERGY TECHNOLOGY & MANAGEMENT PT. RAVISHANKAR SHUKLA UNIVERSITY, RAIPUR (C.G.)

PERCENT RESPONSE TO FACULTY SEMESTER-III



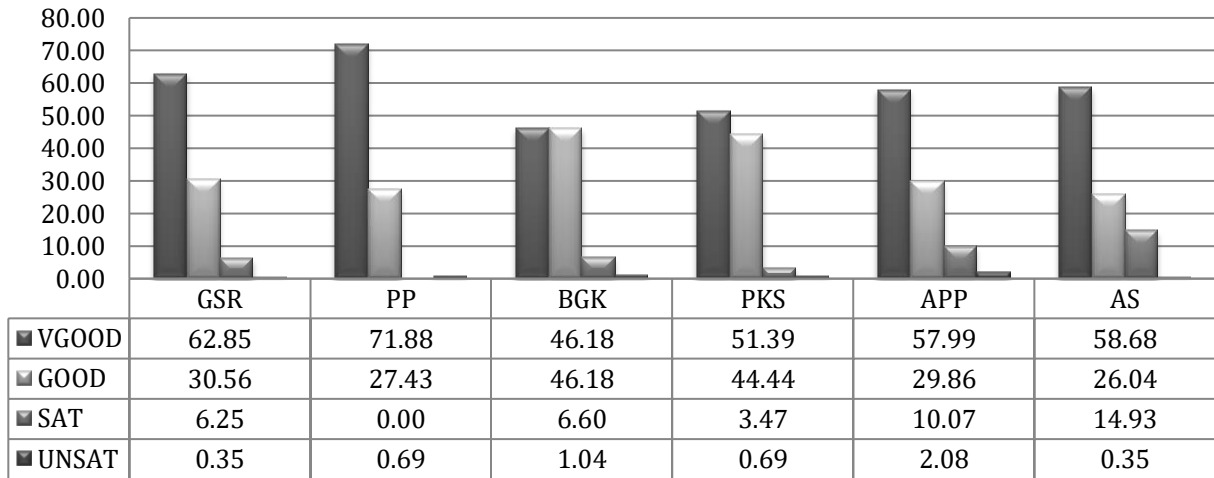
PERCENT RESPONSE TO FACULTY SEMESTER-IV



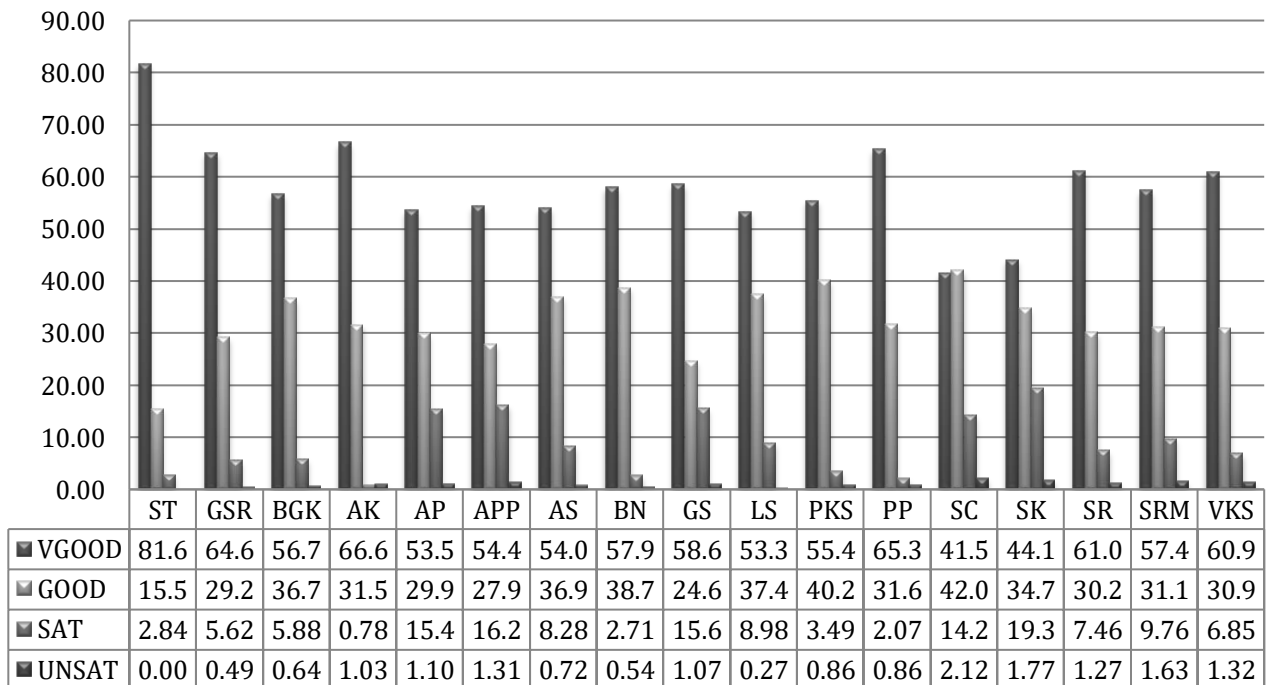


BACHELOR OF VOCATION RENEWABLE ENERGY TECHNOLOGY & MANAGEMENT PT. RAVISHANKAR SHUKLA UNIVERSITY, RAIPUR (C.G.)

PERCENT RESPONSE TO FACULTY SEMESTER-V



OVERALL PERCENT RESPONSE TO FACULTY





BACHELOR OF VOCATION RENEWABLE ENERGY TECHNOLOGY & MANAGEMENT PT. RAVISHANKAR SHUKLA UNIVERSITY, RAIPUR (C.G.)

ABBREVIATIONS USED

NAME OF FACULTIES					
ST	:	Prof. Sanjay Tiwari	LS	:	Mr. Likhendra Sahu
GSR	:	Mr. Gajendra Singh Rathore	PKS	:	Mr. Pawan Kumar Sahu
BGK	:	Mr. B.Gopal Krishna	PP	:	Mrs. Prateek Pratyasha
AK	:	Mr. Akshay Kumar	SC	:	Mr. Suryakant Chakradhari
AP	:	Dr. Alka Panda	SK	:	Mrs. Sunita Kushwaha
APP	:	Mr. Aditya Prasad Padhy	SR	:	Mr. Sandeep Rana
AS	:	Mr. Amrit Shende	SRM	:	Mr. S.Rudra Murty
BN	:	Dr. Basumati Nadig	VKS	:	Mr. Vivek Kumar Sahu
GS	:	Mr. Gaurav Sonkar			

SUGGESTIONS GIVEN BY STUDENTS

1. Application received related to shortage of Computer Systems.
2. Complaint received regarding filling enrollment form.
3. Complaint received for non-availability of drinking water facility.
4. Application received to reschedule the dates of Class Test – II of Semester-I, III & V
5. Application received for increasing the magazine subscription related to Solar & Renewable Energy.
6. The students also made comments on the content of syllabi .Majority of students are satisfied with the syllabi. However, some felt that the course content is a little lengthy.

The feedback received from the students of B.Voc. 1st to 5th Semesters (2019-20) was discussed in details in the staff Council meeting. The overall score given by students to the faculty was circulated among the faculty members including guest



BACHELOR OF VOCATION RENEWABLE ENERGY TECHNOLOGY & MANAGEMENT PT. RAVISHANKAR SHUKLA UNIVERSITY, RAIPUR (C.G.)

faculties with the request for improvement in teaching. It was unanimously decided to find out the weak points from the feedback and resolve them for improvement. The suggestions made by the students may be also taken into consideration. It was resolved to prepare the action taken report for the feedback.

ACTION TAKEN REPORT

1. The strength of Computer system were increased by 10 nos. for smooth functioning
2. Application was carried forward to grievance and the staffs were allocated with the responsibility to look in the matter. The issue related to enrollment form was resolved immediately.
3. After discussion in the meeting of Grievance and Redressal Committee a prompt action took in the concern and Water Cooler along with water purifier was made available.
4. The matter was discussed in the Staff Council Meeting and the members took decision to reschedule the CT after students' visit; as most of the students were participating in IISF-2019 to be held at Kolkata.
5. The list of books & Solar related magazine was prepared and sent to librarian of the University for procurement.
6. The meeting of Board of Studies (BOS) in Institute of RETM is held every year and syllabi of all the theory papers are reviewed and the course contents are revised / changed if necessary.

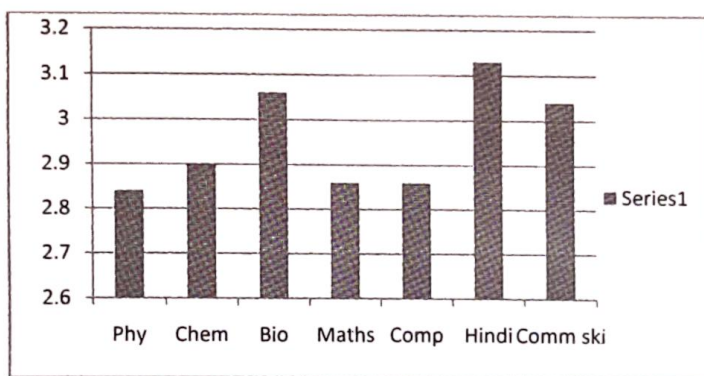
Feedback Report For the session 2019-20


1. Questionnaire 1- Student feedback Regarding Course/Subject

Scoring: Very good=4 Good=3 Satisfactory=2 Unsatisfactory=1

Total number of students submitted feedback=109 (including 2nd, 4th, 6th & 8th semester)

Subject	No of responses	Mean score
Physics	67	2.84
Chemistry	59	2.90
Biology	68	3.06
Maths	53	2.86
Computers	51	2.86
Hindi	55	3.13
Communication skills	60	3.04

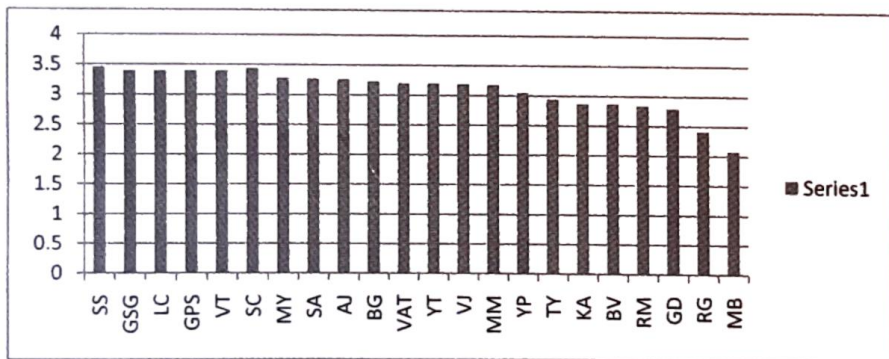




DIRECTOR
Center for Basic Sciences
Dr. Ravishanker Shukla University
Raipur (C. G.) 492 010

2. Questionnaire 2- Student feedback on teachers

Scoring: Very good=4 Good=3 Satisfactory=2 Unsatisfactory=1

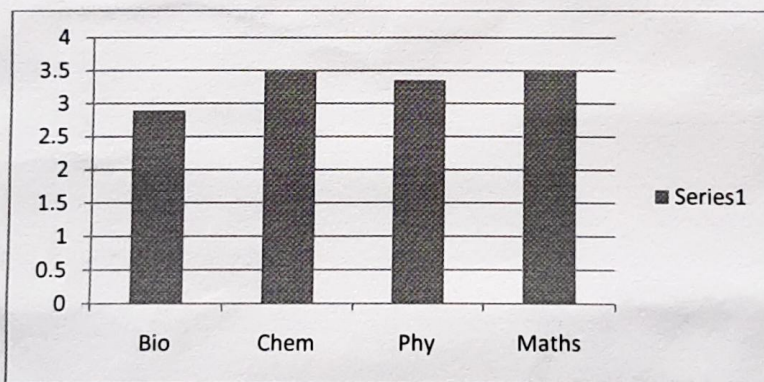
Teacher	No of responses	Mean Score
SS	26	3.46
GSG	20	3.4
LC	37	3.4
GPS	33	3.4
VT	20	3.4
SC	6	3.44
MY	11	3.28
SA	31	3.27
AJ	23	3.26
BG	48	3.23
VAT	6	3.2
YT	11	3.2
VJ	51	3.19
MM	9	3.18
YP	6	3.05
TY	7	2.94
KA	11	2.87
BV	7	2.87
RM	5	2.84
GD	11	2.79
RG	8	2.41
MB	10	2.08





 DIRECTOR
 Center for Basic Sciences
 Dr. Ravishankar Shukla University
 Raipur (C. G.) 492 010

3. Feedback (final year students)- on overall evaluation of program

Subject	No of responses	Mean Score
Biology	51	2.89
Chemistry	28	3.48
Physics	06	3.35
Maths	16	3.48

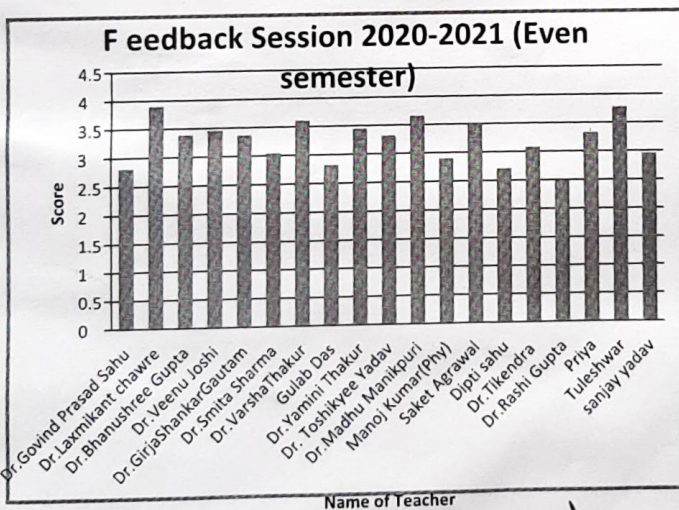



DIRECTOR
Center for Basic Sciences
Pt. Ravishankar Shukla University
Faipur (C. G.) 492 010

Feedback Session 2020-2021 (Even semester)

Tentative change after end of Semester

Teachers Name	Score	Remarks
Dr.Govind Prasad Sahu	2.81	
Dr.Laxmikant chawre	3.9	Highest
Dr.Bhanushree Gupta	3.39	
Dr.Veenu Joshi	3.46	
Dr.GirjaShankarGautam	3.37	
Dr.Smita Sharma	3.04	
Dr.VarshaThakur	3.61	
Gulab Das	2.82	
Dr.Yamini Thakur	3.45	
Dr. Toshikyee Yadav	3.32	
Dr.Madhu Manikpuri	3.66	
Manoj Kumar(Phy)	2.9	
Saket Agrawal	3.52	
Dipti sahu	2.71	
Dr.Tikendra	3.08	
Dr.Rashi Gupta	2.5	Lowest
Priya	3.33	
Tuleshwar	3.78	
sanjay yadav	2.96	



[Handwritten signature]

[Handwritten signature]

[Handwritten signature]

[Handwritten signature]

[Handwritten signature]

[Handwritten signature]

[Handwritten signature]

DIRECTOR
Center for Basic Science
Pt. Ravishankar Shukla University
Raipur (C. G.) 492 010