



पंडित रविशंकर शुक्ल विश्वविद्यालय, रायपुर छत्तीसगढ़ भारत
Pt. Ravishankar Shukla University, Raipur Chhattisgarh, India
Estd-1964 – recognized by UGC U/s 2(f) and 12 (B)
NAAC “A” Grade

CRITERION-I

EVIDENCE(S), AS PER SOP

METRIC No. 1.4.1	Structured feedback for design and review of syllabus – semester-wise / year-wise is received from: 1) Students, 2) Teachers, 3) Employers and 4) Alumni
METRIC No. 1.4.2	Feedback processes of the institution may be classified as follows A. Feedback collected, analysed, action taken and feedback hosted on the institutional website B. Feedback collected, analysed and action has been taken C. Feedback collected and analysed D. Feedback collected E. Feedback not collected
<ul style="list-style-type: none">• Stakeholder feedback analysis report• Action taken report of the Institution on feedback report	



पंडित रविशंकर शुक्ल विश्वविद्यालय, रायपुर छत्तीसगढ़ भारत
Pt. Ravishankar Shukla University, Raipur Chhattisgarh, India
Estd-1964 – recognized by UGC U/s 2(f) and 12 (B)
NAAC “A” Grade

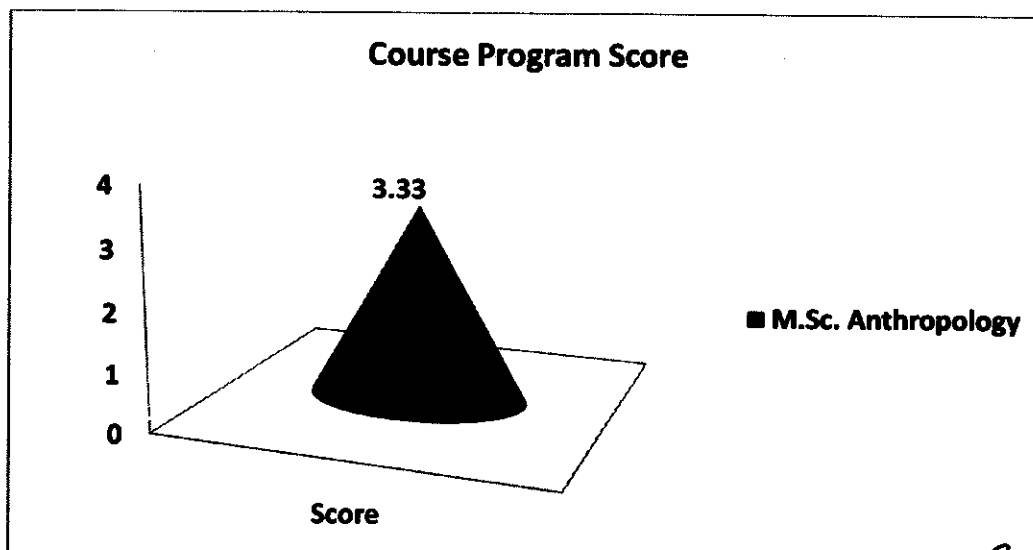
FEEDBACK 2017-2018


SN	Department	Pg. No.
1	Anthropology	1-19
2	Biotechnology	20-26
3	Chemistry	27-28
4	Comp Science &IT	29-33
5	Economics	34-37
6	Electronics	38-49
7	Environment Science	50-52
8	Geology	53-56
9	History	57-68
10	Library	69-72
11	Life Science	73-76
12	Literature & Language	77-86
13	Management	87-88
14	Mathematics	89-92
15	Pharmacy	93-98
16	Physical Education	99-167
17	Physics & Astrophysics	168-170
18	Psychology	171-227
19	Regional Studies & Research	228-231
20	Sociology	232-235
21	Statistics	236-237
22	Renewable Energy Technology & Management	238-246
23	Center for Basic Sciences	247-251



**School of Studies in Anthropology
Pt. Ravishankar Shukla University, Raipur**


Feedback Report Session 2017-2018 (M.Sc. Sem. I II)

NAME OF FACULTY	
A	Dr. Mitashree Mitra
B	Dr. Moyna Chakravarty
C	Dr. Arun Kumar
D	Dr. Ashok Pradhan
E	Dr. Jitendra Premi
F	Dr. Shailendra Kumar



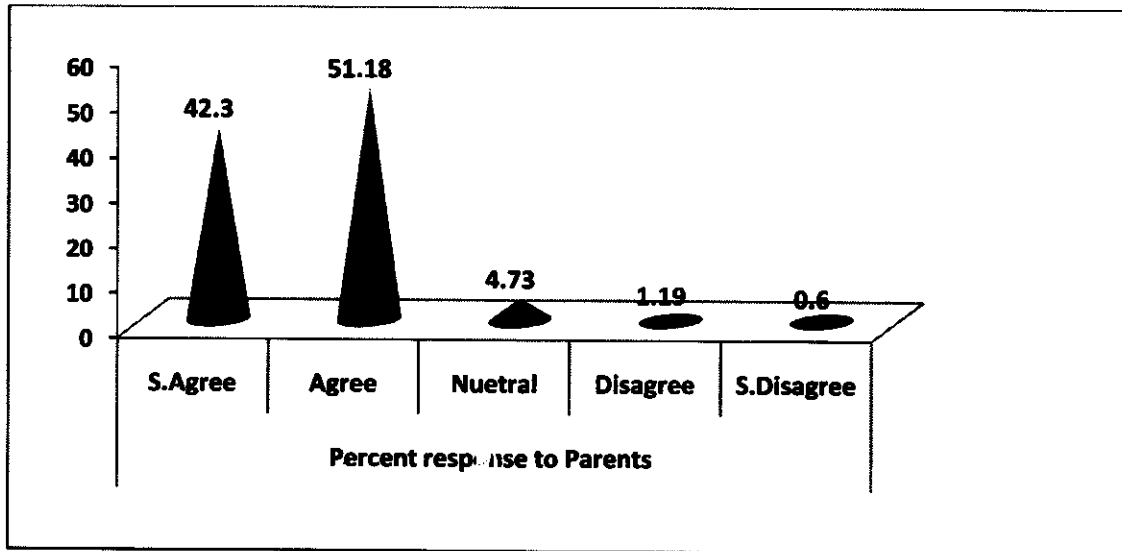

(Dr. Ashok Pradhan)
Professor & Head
SoS in Anthropology
Pt. Ravishankar Shukla University
Raipur (C.G.)



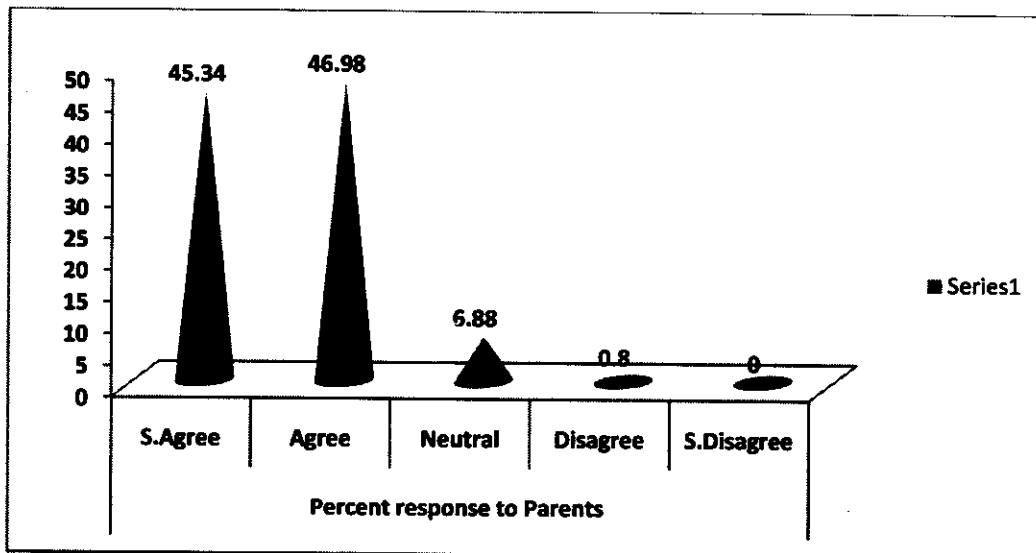

(Dr. Ashok Pradhan)
 Professor & Head
 SoS in Anthropology
 Pt. Ravishankar Shukla University
 Raipur (C.G.)

**School of Studies in Anthropology
Pt. Ravishankar Shukla University, Raipur**

Parents Feedback Report M.Sc. Sem. I II, Session 2017-2018



Parents Feedback Report M.Sc. Sem. III IV, Session 2017-2018



(Signature)
(Dr. Ashok Pradhan)
Professor & Head
SoS in Anthropology
Pt. Ravishankar Shukla University
Raipur (C.G.)

School of Studies in Anthropology
Pt. Ravishankar Shukla University, Raipur


Feedback Report Session 2017-2018 (M.Sc. II Semester)

Faculty A

Que.	V.G	Good	Sat	Unsat	Total
1	21	5	0	0	26
2	15	9	2	0	26
3	17	9	0	0	26
4	12	12	2	0	26
5	12	12	2	0	26
6	12	13	1	0	26
7	15	10	1	0	26
8	13	12	1	0	26
9	17	8	1	0	26
Total	134	90	10	0	234
% Response	57.26	38.47	4.27	0	100

Faculty B

Que.	V.G	Good	Sat	Unsat	Total
1	21	5	0	0	26
2	13	12	1	0	26
3	17	9	0	0	26
4	16	9	1	0	26
5	15	9	1	0	26
6	10	15	1	0	26
7	17	9	0	0	26
8	17	8	1	0	26
9	18	7	1	0	26
Total	144	83	6	0	234
% Response	61.7	35.6	2.7	0	100



(Dr. Ashok Pradhan)
Professor & Head
SoS in Anthropology
Pt. Ravishankar Shukla University
Raipur (C.G.)

Faculty C

Que.	V.G	Good	Sat	Unsat	Total
1	23	3	0	0	26
2	17	8	1	0	26
3	20	6	0	0	26
4	15	10	1	0	26
5	16	9	1	0	26
6	13	11	2	0	26
7	19	7	0	0	26
8	15	9	2	0	26
9	16	8	2	0	26
Total	154	71	9	0	234
% Response	65.81	30.34	3.85	0	100

Faculty D

Que.	V.G	Good	Sat	Unsat	Total
1	21	5	0	0	26
2	15	9	2	0	26
3	19	7	0	0	26
4	20	4	2	0	26
5	17	8	1	0	26
6	16	9	1	0	26
7	20	5	1	0	26
8	15	9	2	0	26
9	16	9	1	0	26
Total	159	65	10	0	234
% Response	68	27.7	4.3	0	100



(Dr. Ashok Pradhan)
Professor & Head
SoS in Anthropology
Pt. Ravishankar Shukla University
Raipur (C.G.)

Faculty E

Que.	V.G	Good	Sat	Unsat	Total
1	23	3	0	0	26
2	19	5	2	0	26
3	17	9	0	0	26
4	17	6	3	0	26
5	16	9	1	0	26
6	14	11	1	0	26
7	13	10	3	0	26
8	12	10	4	0	26
9	17	9	0	0	26
Total	148	72	14	0	234
% Response	63.25	30.77	5.98	0	100

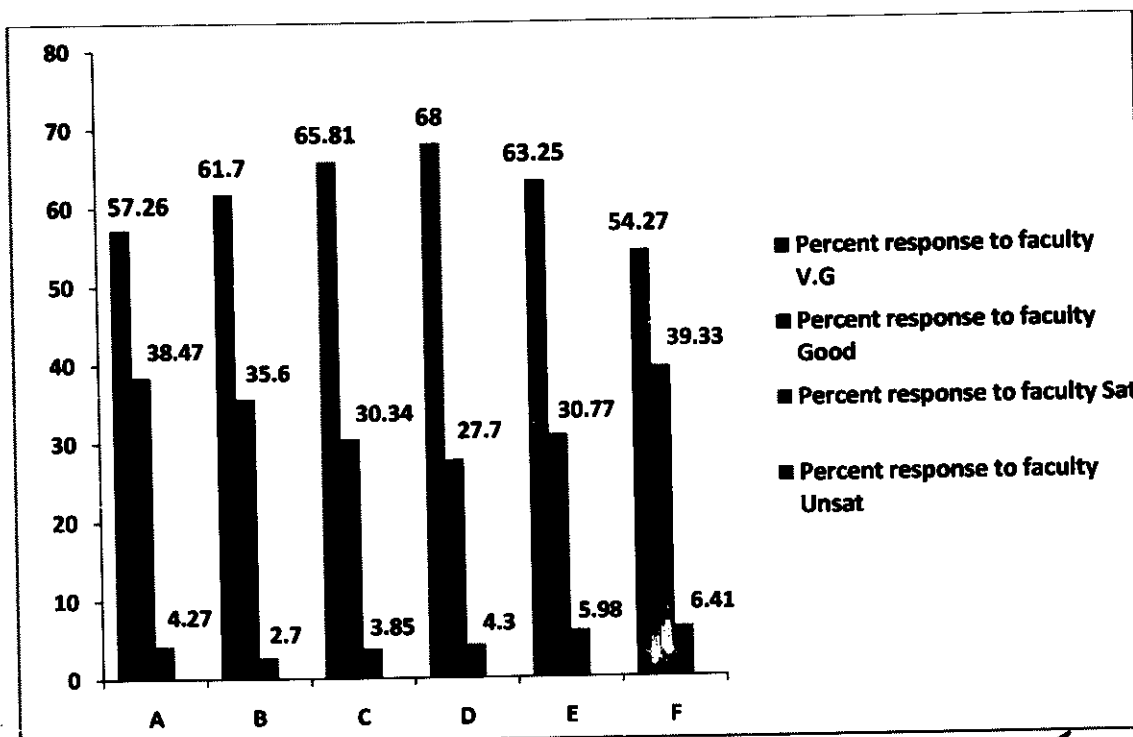
Faculty F

Que.	V.G	Good	Sat	Unsat	Total
1	21	5	0	0	26
2	15	9	2	0	26
3	18	7	1	0	26
4	13	11	2	0	26
5	9	14	3	0	26
6	12	13	1	0	26
7	18	7	1	0	26
8	10	13	3	0	26
9	11	13	2	0	26
Total	127	92	15	0	234
% Response	54.27	39.33	6.41	0	100


(Dr. Ashok Pradhan)
Professor & Head
SoS in Anthropology
Pt. Ravishankar Shukla University
Raipur (C.G.)

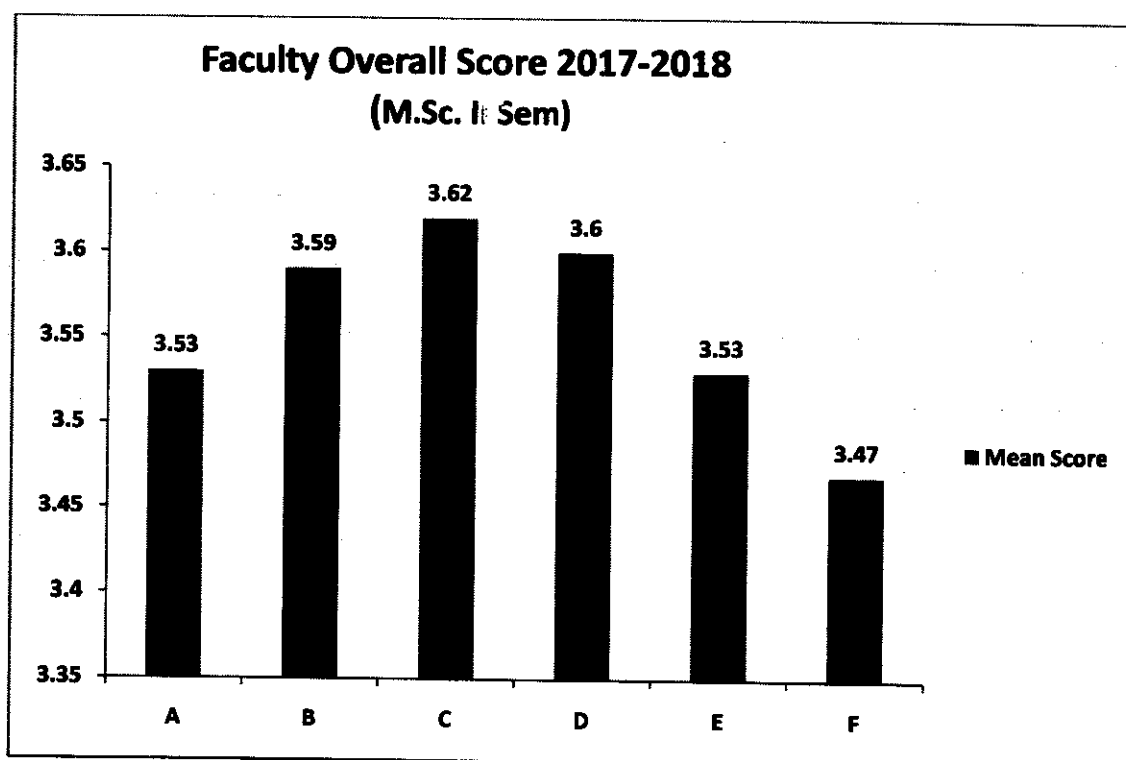
School of Studies in Anthropology
Pt. Ravishankar Shukla University, Raipur
Feedback Report Session 2017-2018


Percent response to faculty				
Faculty	V.G	Good	Sat	Unsat
A	57.26	38.47	4.27	0
B	61.7	35.6	2.7	0
C	65.81	30.34	3.85	0
D	68	27.7	4.3	0
E	63.25	30.77	5.98	0
F	54.27	39.33	6.41	0



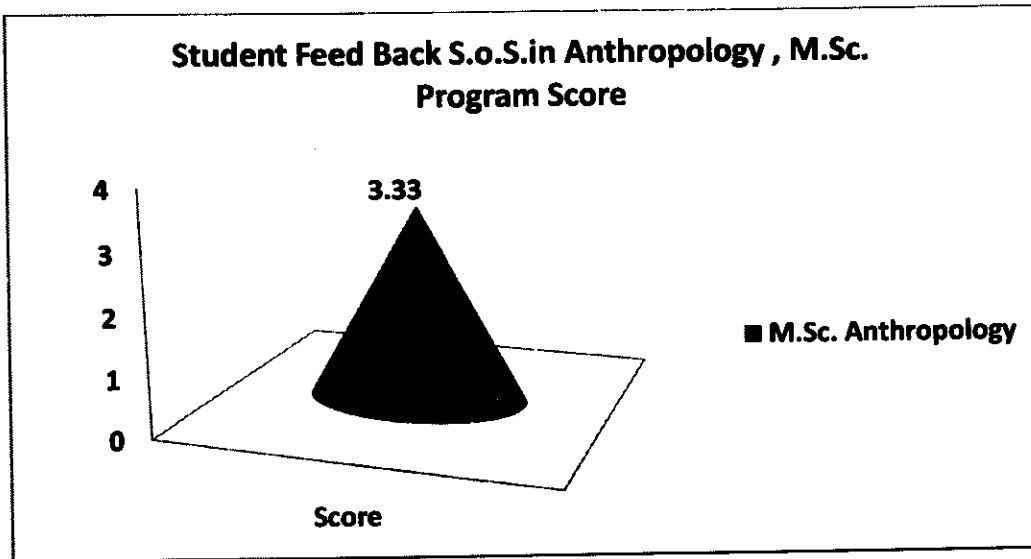
(Signature)
(Dr. Ashok Pradhan)
 Professor & Head
 SoS in Anthropology
 Pt. Ravishankar Shukla University
 Raipur (C.G.)

Faculty	Mean Score
A	3.53
B	3.59
C	3.62
D	3.6
E	3.53
F	3.47

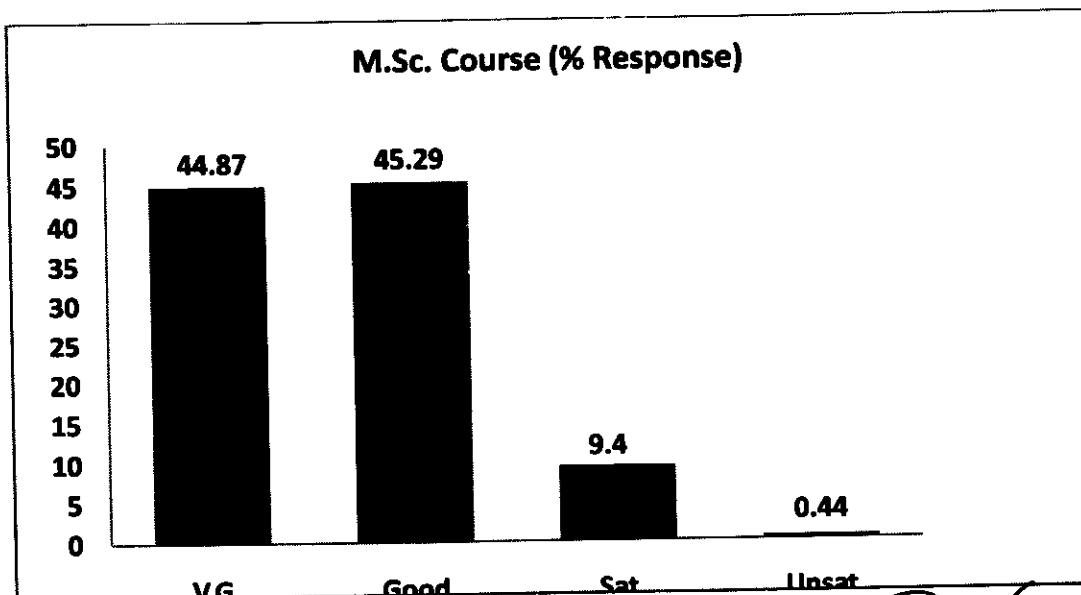




(Dr. Ashok Pradhan)
 Professor & Head
 SoS in Anthropology
 Pt. Ravishankar Shukla University
 Raipur (C.G.)

M.Sc. Program Score		
Course	Subject	Score
		Sem II
M.Sc.	Anthropology	3.33



M.Sc. Course % Response				
	V.G	Good	Sat	Unsat
Subject	44.87	45.29	9.40	0.44



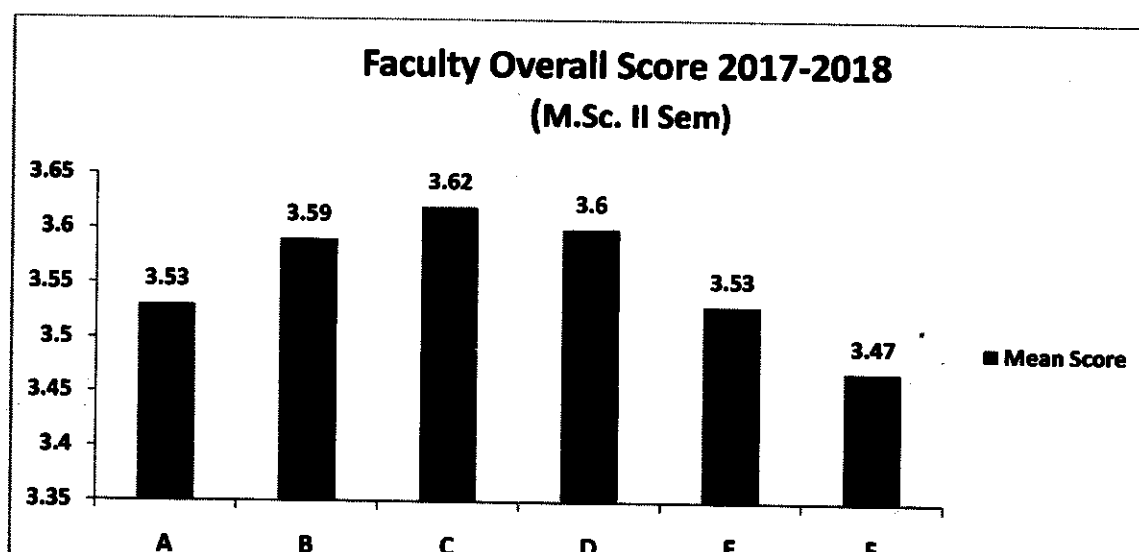

(Dr. Ashok Pradhan)
 Professor & Head
 SoS in Anthropology
 Pt. Ravishankar Shukla University
 Raipur (C.G.)

**School of Studies in Anthropology
Pt. Ravishankar Shukla University, Raipur**

Feedback Report Session 2017-2018 (M.Sc. II Semester)

Percent response to faculty				
Faculty	V.G	Good	Sat	Unsat
A	57.26	38.47	4.27	0
B	61.7	35.6	2.7	0
C	65.81	30.34	3.85	0
D	68	27.7	4.3	0
E	63.25	30.77	5.98	0
F	54.27	39.33	6.41	0

Faculty	Mean Score
A (Dr. Mitashree Mitra)	3.53
B (Dr. Moyna Chakravarty)	3.59
C (Dr. Arun Kumar)	3.62
D (Dr. Ashok Pradhan)	3.6
E (Dr. Jitendra Premi)	3.53
F (Dr. Shailendra Kumar)	3.47



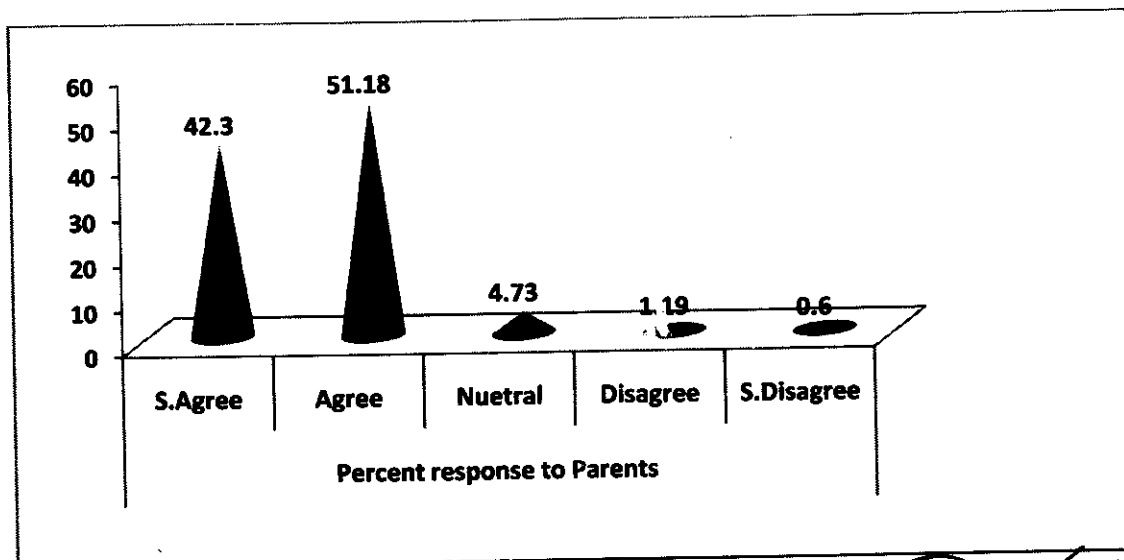
(Dr. Ashok Pradhan)
Professor & Head
SoS in Anthropology
Pt. Ravishankar Shukla University
Raipur (C.G.)


**School of Studies in Anthropology
Pt. Ravishankar Shukla University, Raipur**

Parents Feedback Report Session 2017-2018

Que.	S.Agree	Agree	Nuetral	Disagree	S.Disagree	Total
1	24	2	0	0	0	26
2	7	19	0	0	0	26
3	11	12	3	0	0	26
4	9	17	0	0	0	26
5	12	14	0	0	0	26
6	11	11	3	0	1	26
7	9	17	0	0	0	26
8	15	11	0	0	0	26
9	7	15	3	1	0	26
10	11	15	0	0	0	26
11	7	13	3	2	1	26
12	7	16	2	1	0	26
13	13	11	2	0	0	26
Total	143	173	16	4	2	338
%Response	42.3	51.18	4.73	1.19	0.6	100

Percent response to Parents				
S.Agree	Agree	Nuetral	Disagree	S.Disagree
42.3	51.18	4.73	1.19	0.6




(Dr. Ashok Pradhan)
 Professor & Head
 SoS in Anthropology
 Pt. Ravishankar Shukla University
 Raipur (C.G.)

School of Studies in Anthropology
Pt. Ravishankar Shukla University, Raipur


Feedback Report Session 2017-2018 (M.Sc. IV Semester)

Faculty A

Que.	V.G	Good	Sat	Unsat	Total
1	14	4	1	0	19
2	10	7	2	0	19
3	12	7	0	0	19
4	12	4	3	0	19
5	8	11	0	0	19
6	9	9	1	0	19
7	11	6	2	0	19
8	8	10	1	0	19
9	8	10	1	0	19
Total	92	68	11	0	171
%Response	53.8	39.77	6.43	0	100

Faculty B

Que.	V.G	Good	Sat	Unsat	Total
1	13	5	1	0	19
2	10	7	2	0	19
3	16	2	1	0	19
4	11	7	1	0	19
5	12	5	2	0	19
6	12	5	2	0	19
7	14	5	0	0	19
8	11	5	3	0	19
9	12	5	2	0	19
Total	111	46	14	0	171
%Response	64.91	26.9	8.19	0	100


(Dr. Ashok Pradhan)
 Professor & Head
 SoS in Anthropology
 Pt. Ravishankar Shukla University
 Raipur (C.G.)

Faculty C

Que.	V.G	Good	Sat	Unsat	Total
1	17	2	0	0	19
2	14	4	1	0	19
3	17	2	0	0	19
4	14	5	0	0	19
5	13	6	0	0	19
6	13	6	0	0	19
7	16	3	0	0	19
8	10	8	1	0	19
9	14	4	1	0	19
Total	128	40	3	0	171
%Response	74.65	23.39	1.75	0	100

Faculty D


Que.	V.G	Good	Sat	Unsat	Total
1	13	6	0	0	19
2	12	7	0	0	19
3	11	6	2	0	19
4	14	2	3	0	19
5	11	7	1	0	19
6	11	8	0	0	19
7	12	6	1	0	19
8	9	7	3	0	19
9	12	5	2	0	19
Total	105	54	12	0	171
%Response	61.4	31.59	7.01	0	100

Faculty E

Que.	V.G	Good	Sat	Unsat	Total
1	13	4	1	0	18
2	12	5	1	0	18
3	15	3	0	0	18
4	14	3	1	0	18
5	15	2	1	0	18
6	12	5	1	0	18
7	13	5	0	0	18
8	11	6	1	0	18
9	14	3	1	0	18
Total	119	36	7	0	162
%Response	73.45	22.22	4.33	0	100

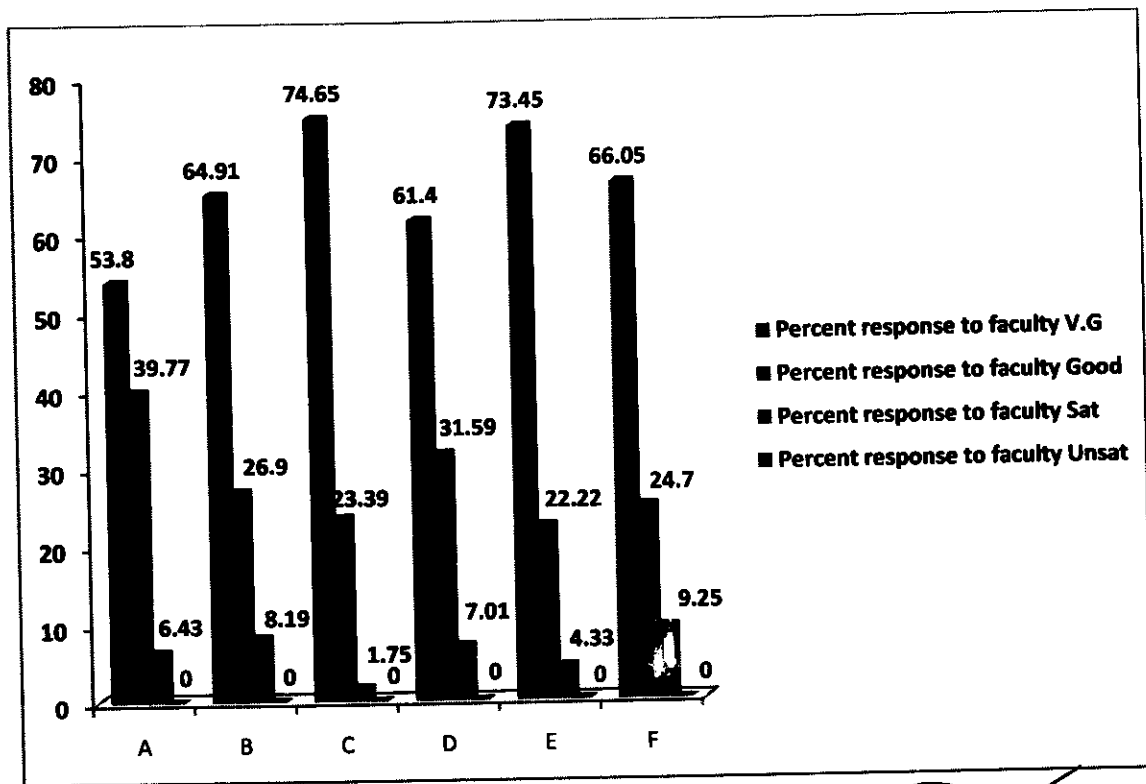
Faculty F


Que.	V.G	Good	Sat	Unsat	Total
1	14	3	1	0	18
2	10	7	1	0	18
3	14	2	2	0	18
4	11	4	3	0	18
5	12	5	1	0	18
6	13	3	2	0	18
7	13	3	2	0	18
8	10	6	2	0	18
9	10	7	1	0	18
Total	107	40	15	0	162
%Response	66.05	24.7	9.25	0	100


(Dr. Ashok Pradhan)
Professor & Head
SoS in Anthropology
Pt. Ravishankar Shukla University
Raipur (C.G.)


**School of Studies in Anthropology
Pt. Ravishankar Shukla University, Raipur
Feedback Report Session 2017-2018**


Percent response to faculty				
Faculty	V.G	Good	Sat	Unsat
A	53.8	39.77	6.43	0
B	64.91	26.9	8.19	0
C	74.65	23.39	1.75	0
D	61.4	31.59	7.01	0
E	73.45	22.22	4.33	0
F	66.05	24.7	9.25	0



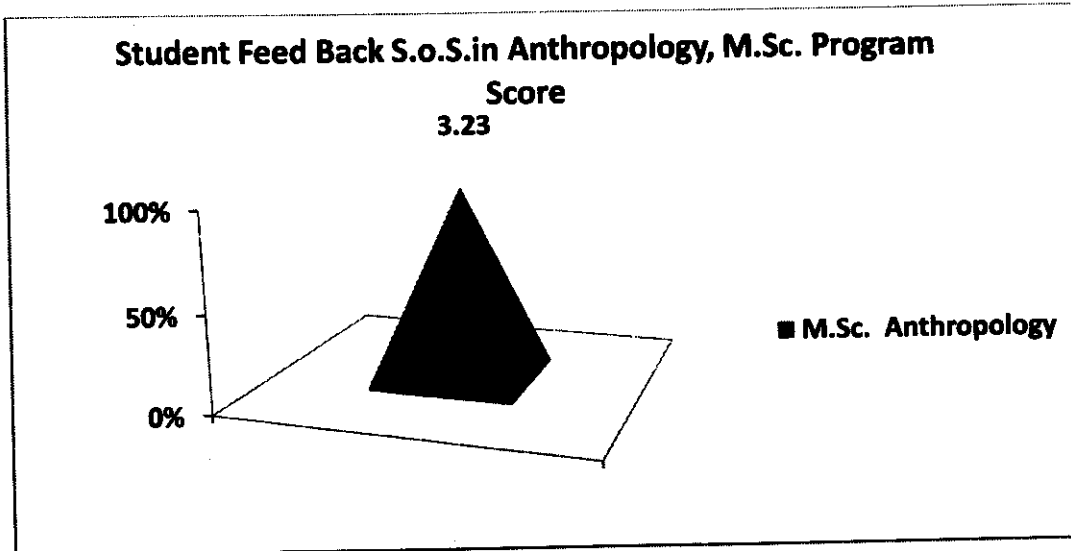

(Dr. Ashok Pradhan)
 Professor & Head
 SoS in Anthropology
 Pt. Ravishankar Shukla University
 Raipur (C.G.)

Faculty	Mean Score
A	3.47
B	3.56
C	3.73
D	3.54
E	3.50
F	3.38

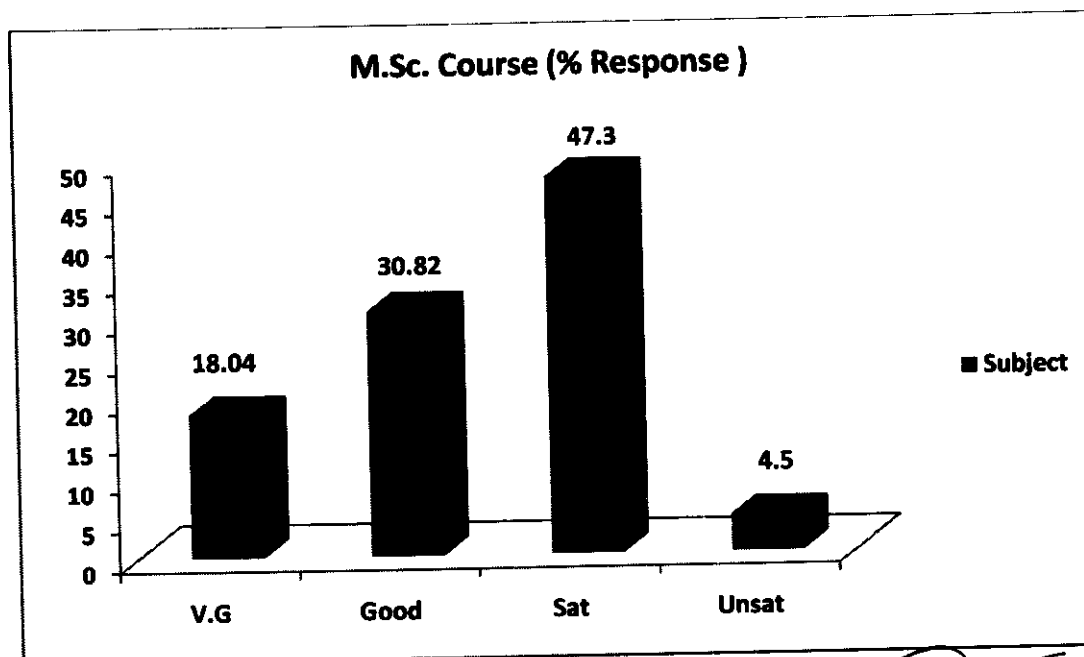



(Dr. Ashok Pradhan)
 Professor & Head
 SoS in Anthropology
 Pt. Ravishankar Shukla University
 Raipur (C.G.)

M.Sc. Program Score		
Course	Subject	Score
		Sem IV
M.Sc.	Anthropology	3.23



M.Sc. Course % Response				
	V.G	Good	Sat	Unsat
Subject	18.04	30.82	47.3	4.5




(Signature)
 (Dr. Ashok Pradhan)
 Professor & Head
 SoS in Anthropology
 Chhankar Shukla University
 (C.G.)

**School of Studies in Anthropology
Pt. Ravishankar Shukla University, Raipur**

Feedback Report Session 2017-2018 (M.Sc. IV Sem.)

Percent response to faculty				
Faculty	V.G	Good	Sat	Unsat
A	53.8	39.77	6.43	0
B	64.91	26.9	8.19	0
C	74.65	23.39	1.75	0
D	61.4	31.59	7.01	0
E	73.45	22.22	4.33	0
F	66.05	24.7	9.25	0

Faculty	Mean Score
A (Dr. Mitashree Mitra)	3.47
B (Dr. Moyna Chakravarty)	3.56
C (Dr. Arun Kumar)	3.73
D (Dr. Ashok Pradhan)	3.54
E (Dr. Jitendra Premi)	3.50
F (Dr Shailendra Kumar)	3.38



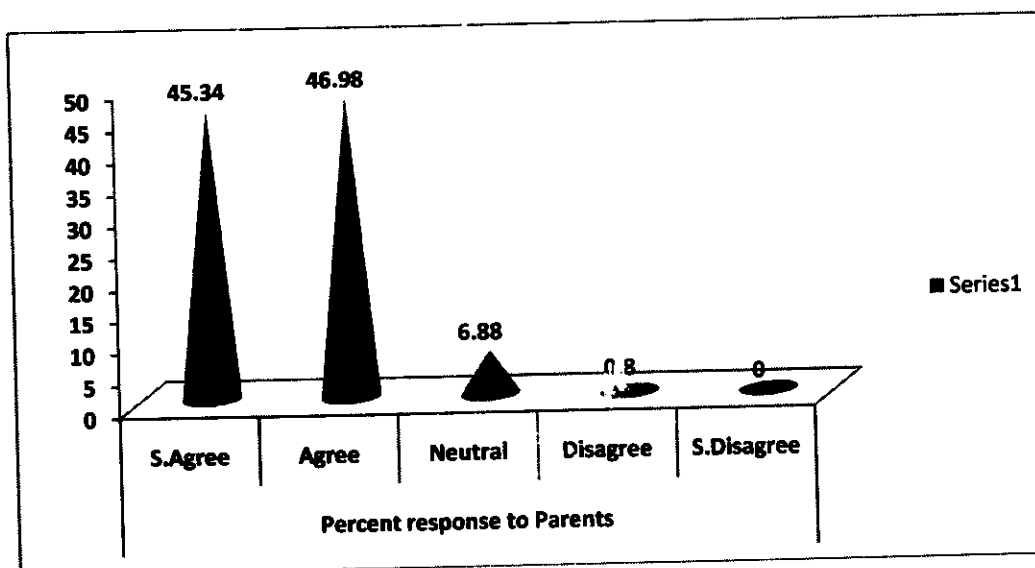
(Signature)
(Dr. Ashok Pradhan)
Professor & Head
SoS in Anthropology
Pt. Ravishankar Shukla University
Raipur (C.G.)

**School of Studies in Anthropology
Pt. Ravishankar Shukla University, Raipur**

Parents Feedback Report Session 2017-2018

Que.	S.Agree	Agree	Neutral	Disagree	S.Disagree	Total
1	14	5	0	0	0	19
2	5	12	1	1	0	19
3	10	9	0	0	0	19
4	6	9	3	1	0	19
5	7	10	2	0	0	19
6	10	7	2	0	0	19
7	12	6	1	0	0	19
8	10	9	0	0	0	19
9	6	10	3	0	0	19
10	8	10	1	0	0	19
11	5	12	2	0	0	19
12	10	8	1	0	0	19
13	9	9	1	0	0	19
Total	112	116	17	2	0	247
%Response	45.34	46.98	6.88	0.8	0	100

Percent response to Parents				
S.Agree	Agree	Neutral	Disagree	S.Disagree
45.34	46.98	6.88	0.8	0

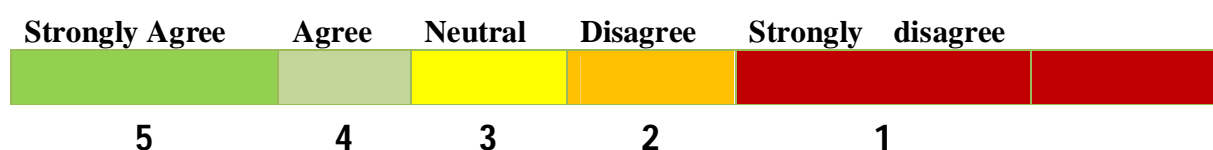


(Dr. Ashok Pradhan)
Professor & Head
SoS in Anthropology
Pt. Ravishankar Shukla University
Raipur (C.G.)

School of Studies in Biotechnology

Action Taken Report & Summary of Analysis Feedback from Support Staff (2017-18)

Scale



Parameters (%)				
Strongly Agree	Agree	Neutral	Disagree	Strongly disagree
33.33	66.67	0.00	0.00	0.00


* Details analysis sheet attached.

Suggestions for further improvement:

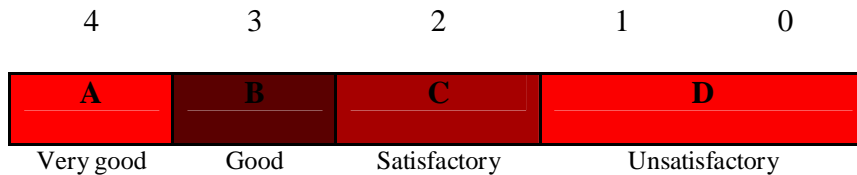
ST	Proper sitting arrangement and promotion should be given by the time.
RRM	No comment
RKV	No comment
MB	No comment
SM	No comment

Key:

ST	Shubhra Tiwari
RRM	Raghu Ram Markam
RKV	Ramesh Kumar Verma
MB	Manju Bhagat
SM	Santosh Manikpuri


19/12/18
Professor & Head
SOS in Biotechnology
Pt. Ravishankar Shukla University
Raipur-492 010 (C. G.)

Feedback Inventory for Students (Questionnaire -1)



Overall rating by Students

Class	M.Sc.	
	II sem.	IV Sem.
No. of Students	12	18
Total Score	3.002	3.169

	Strength of Students		Parameters (%)			
	Participant	Total	Very Good	Good	Satisfactory	Unsatisfactory
Class						
M.Sc. II	18	12	41.67	41.67	8.33	8.33
M.Sc. IV	20	18	27.78	66.67	5.56	0.00

* Details analysis sheet attached.

Feedback Inventory for Students (Questionnaire -2)

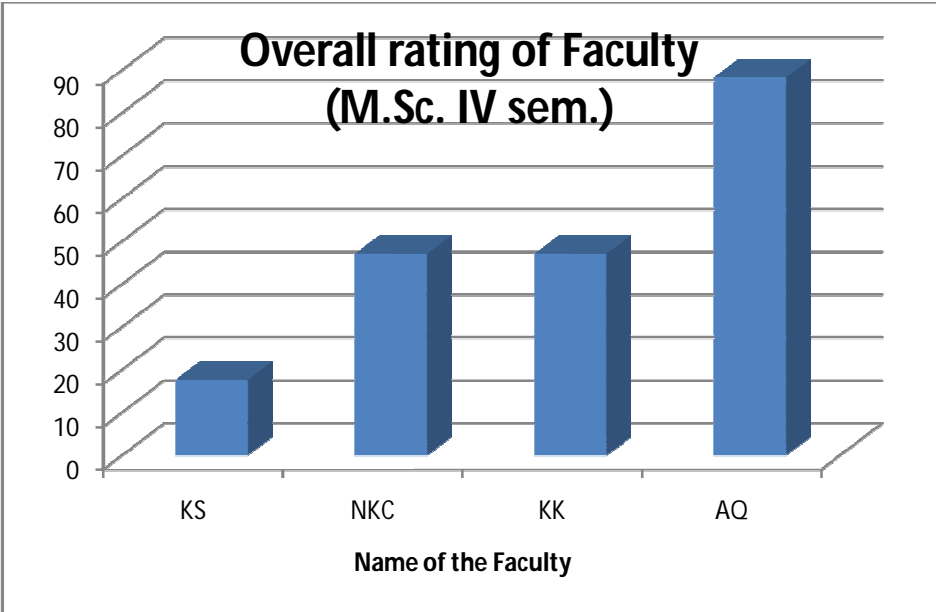
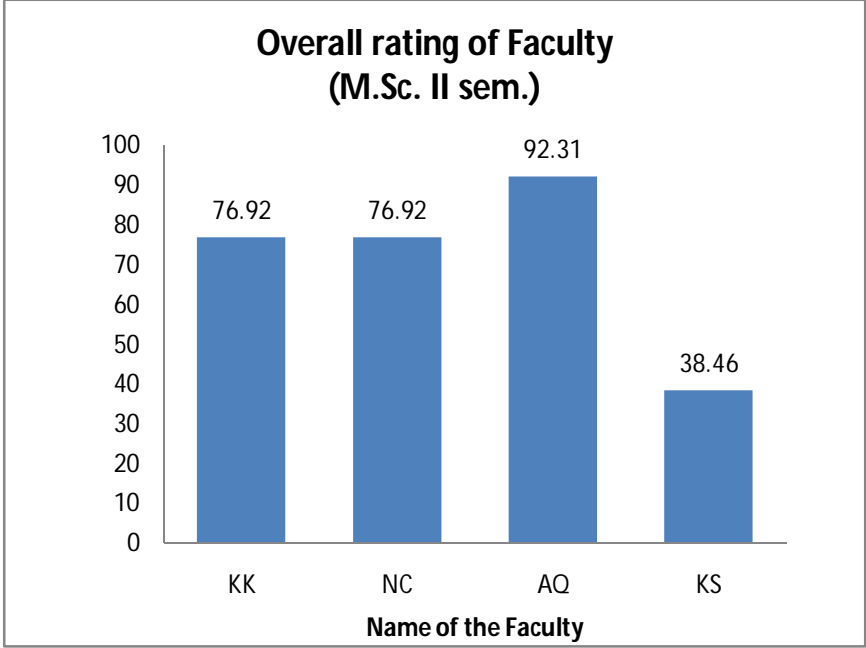
4	3	2	1	0
A	B	C	D	
Very good	Good	Satisfactory	Unsatisfactory	

Overall rating of Faculty

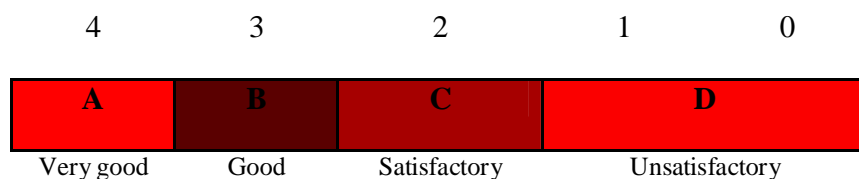
	M.Sc. II	M.Sc. IV
No. of Student	13	17
Total Score	3.002	3.169
Name of Faculty	-	-
KK	-	3.550
NC	3.889	3.77
NK	2.880	-
AQ	3.636	-
KS	2.975	-
ST	2.917	-

Class	Faculty Name	Parameters (%)			
		Very Good	Good	Satisfactory	Unsatisfactory
M.Sc. II (Jan-May, 2018)	KK	76.92	23.08	0.00	0.00
	NC	76.92	23.08	0.00	0.00
	AQ	92.31	7.69	0.00	0.00
	KS	38.46	53.85	7.69	0.00
M.Sc. IV (Jan-May, 2018)	KS	17.65	52.94	23.53	5.88
	NKC	47.06	47.06	5.88	0.00
	KK	47.06	47.06	5.88	0.00
	AQ	88.24	11.76	0.00	0.00

* Details analysis sheet attached.



Feedback Inventory for Students (Questionnaire -3)



Overall rating of Faculty

	M.Sc. IV
No. of Student	18
Total Score	3.002

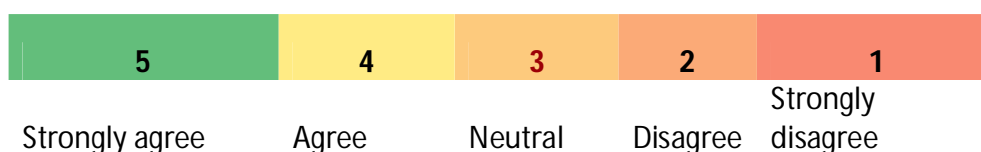
Class	Faculty Name	Parameters (%)			
		Courteous	Rude	Indifferent	Strict
M.Sc. IV (Jan- May, 2018)	SKJ	83.33	0.00	0.00	16.67
	KK	66.67	0.00	5.56	27.78
	AQ	100.00	0.00	0.00	0.00
	KS	83.33	0.00	16.67	0.00
	NKC	94.44	0.00	5.56	0.00

* Details analysis sheet attached.

Key:

Name of Faculty	
SKJ	Prof. S. K. Jadhav
KK	Dr. K. K. Sahu
AQ	Dr. Afaque Quraishi
KS	Dr. K. K. Shukla
NKC	Dr. Nagendra K. Chandrawanshi

Feedback from Parents

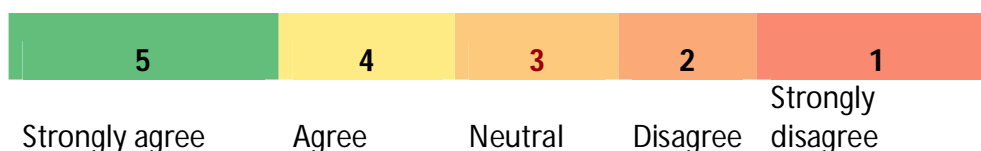


	Feedback from Parents			
No. of Student	Strongly Agree	Agree	Neutral	Disagree
Total Score	32.500	55.833	8.333	25.000

Comments

- A1 Job Placement for biotechnology
- A2 There will be some more provision for the placement of the students by the University

Feedback from Alumni




Total Participant	Parameters (%)				
	Strongly Agree	Agree	Neutral	Disagree	Strongly Disagree
10	26.508	56.032	16.667	0.000	0.000

Suggestions

- A1** Every one of Alumni should participate in all alumni activities
- A2** There should be the placement cell for providing employment to unemployed alumni for each and every department, help of well placed alumni.
- A3** I hope that the association will be grow up continuously, appears as a key Association, should be achieve all milestone.

Action Taken Report

1. Feedback from Students, Parents and Alumni, analyzed through software (Monkey survey) [https://www.surveymonkey.com/home/?ut_source=header] dated December 19, 2018.
2. Also discussed in Staff Council meeting, problem and suggestions has resolved,
3. Through proper discussion and taken action for betterments.


19/12/18
Professor & Head
SDS in Biotechnology
Pt. Ravishankar Shukla University
Raipur-492 010 (C. G.)

School of Studies in Chemistry

Action Taken Report

&

Summary of Analysis

Session: 2017 – 18

A. Feedback Inventory for Students

Parameters of Responses (%) 2017 - 18

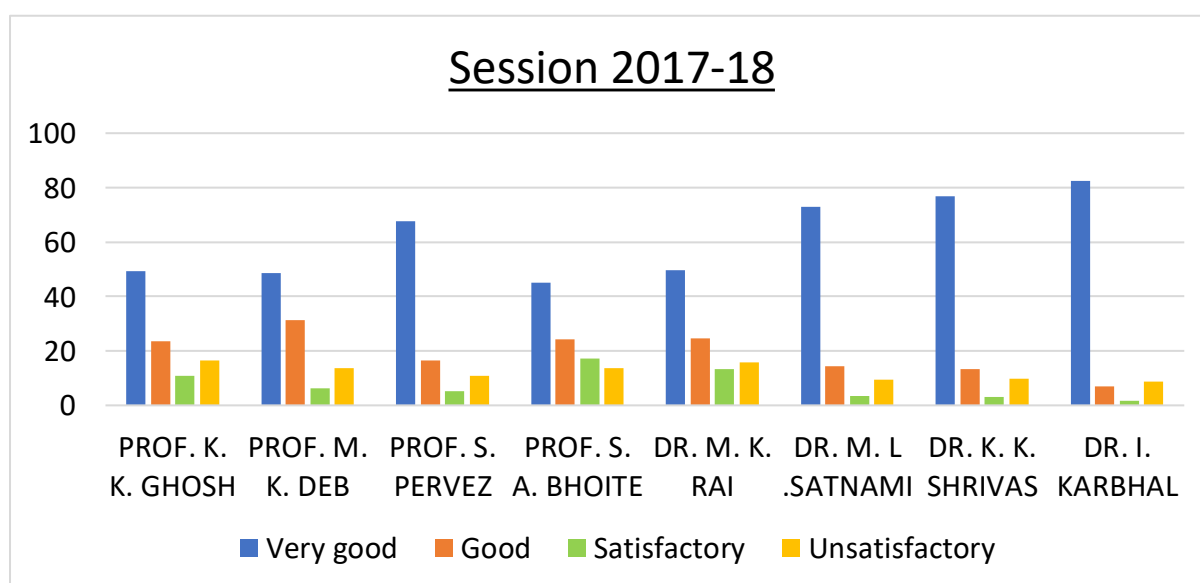
Very Good	Good	Satisfactory	Unsatisfactory	Total Response
31.35	28.96	32.94	6.75	28.00

2017-18



Session: 2017 – 18

S.N.	TEACHERS	Very good	Good	Satisfactory	Unsatisfactory
1.	PROF. K. K. GHOSH	49.28	23.57	10.71	16.42
2.	PROF. M. K. DEB	48.57	31.42	6.42	13.57
3.	PROF. SHAMSH PERVEZ	67.5	16.42	5.35	10.71
4.	PROF. S. A. BHOITE	45	24.28	17.14	13.57
5.	DR. M. K. RAI	49.64	24.64	13.21	15.71
6.	DR. M. L. SATNAMI	72.85	14.28	3.57	9.28
7.	DR. K. K. SHRIVAS	76.78	13.21	3.21	9.64
8.	DR. INDRAPAL KARBHAL	82.5	7.14	1.78	8.57



B. Action Taken Report

The feedback given by the students were analysed and discussed in Staff council meeting. Suitable action was taken so as to satisfy the expectations of students. This further helped us to improve the teaching methodology and pedagogy as per the expectations of the students.

School of Studies in Computer Science & IT

Pt. Ravishankar Shukla University, Raipur, Chhattisgarh

STUDENT FEEDBACK 2017-18

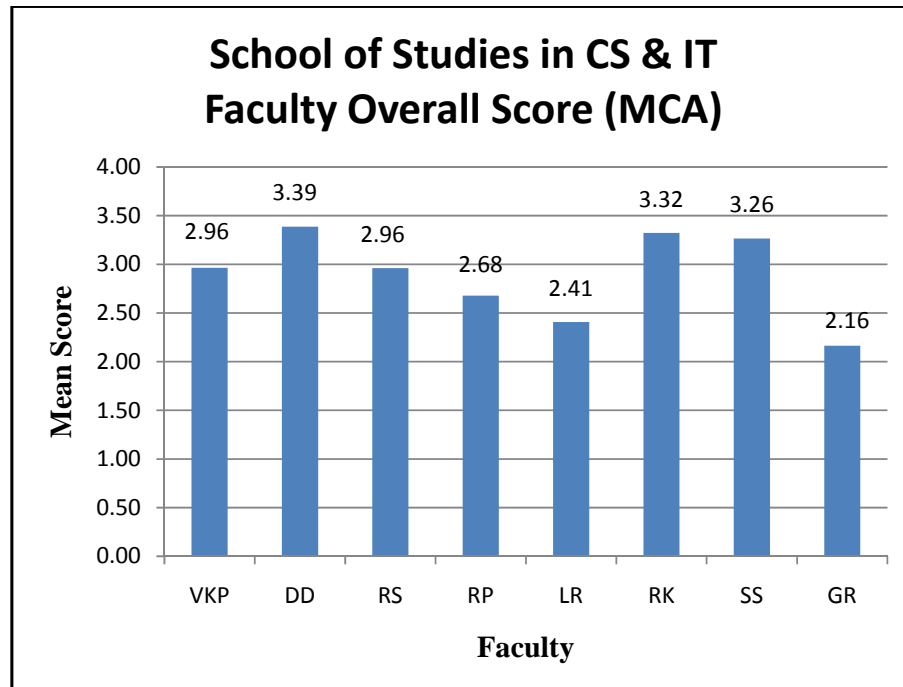
Abbreviations used

NAMES OF FACULTY			
SK	Dr. Sanjay Kumar	RK	Rubi Kambo
VKP	Dr. V. K. Patle	RP	Ramakant Prasad
DD	Deepak Kumar Deshmukh	LR	Lokesh Rathore
RS	Rahul Singh	CG	Chinmay Giri
KB	Kaushal Banjare	ST	Dr. Sameer Thakur

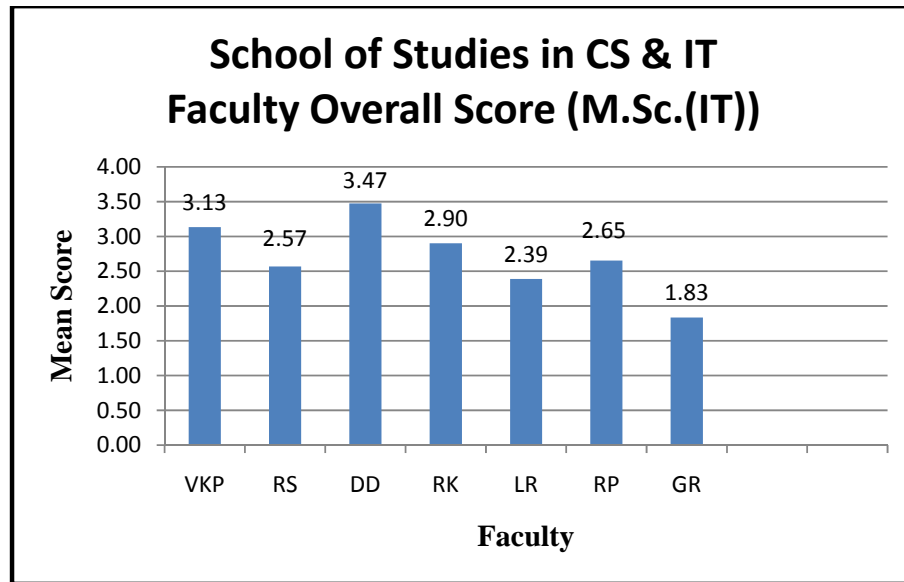


No. of students participating -MCA(133); MSc(IT)(47);M.Phil.(CS)(06)=Total (186) ;
Total faculty members - Permanent(02), Contract(06), Adhoc(02).

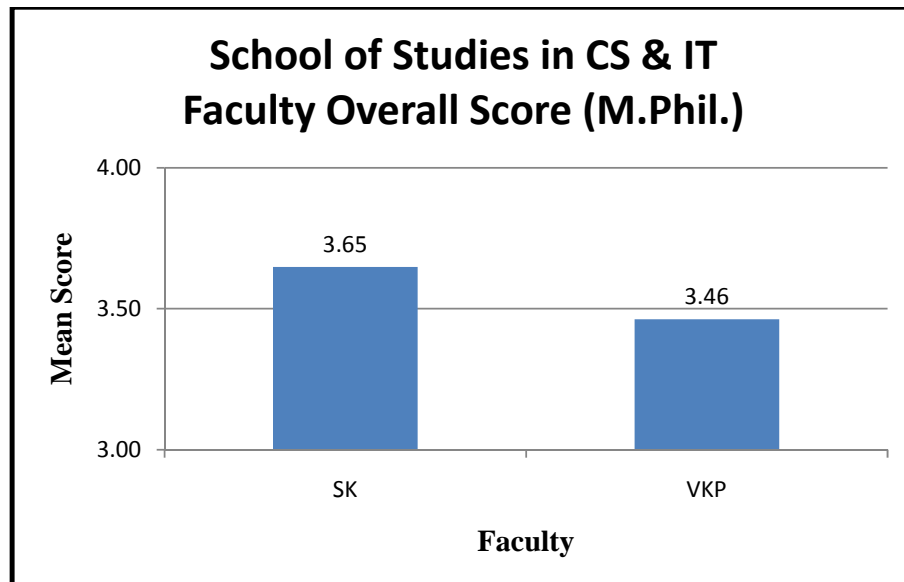
MCA



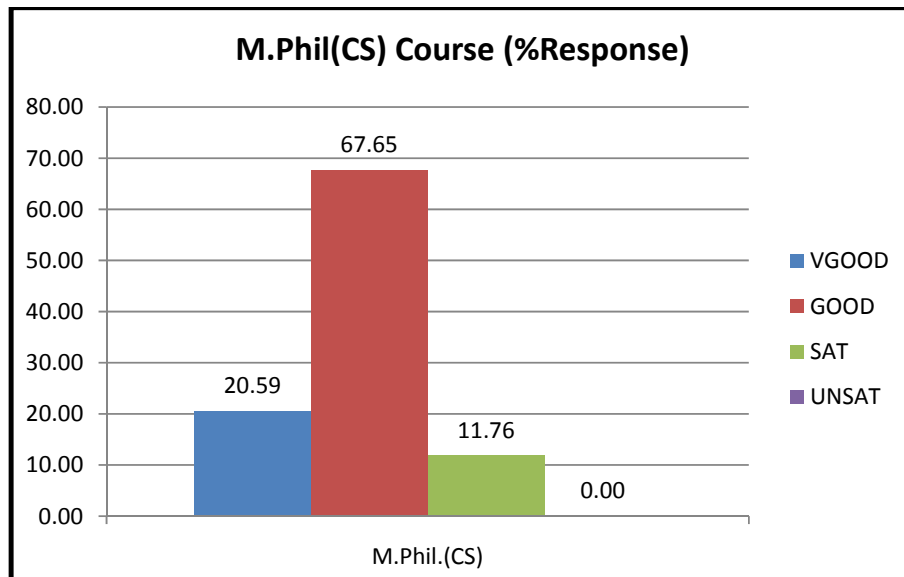
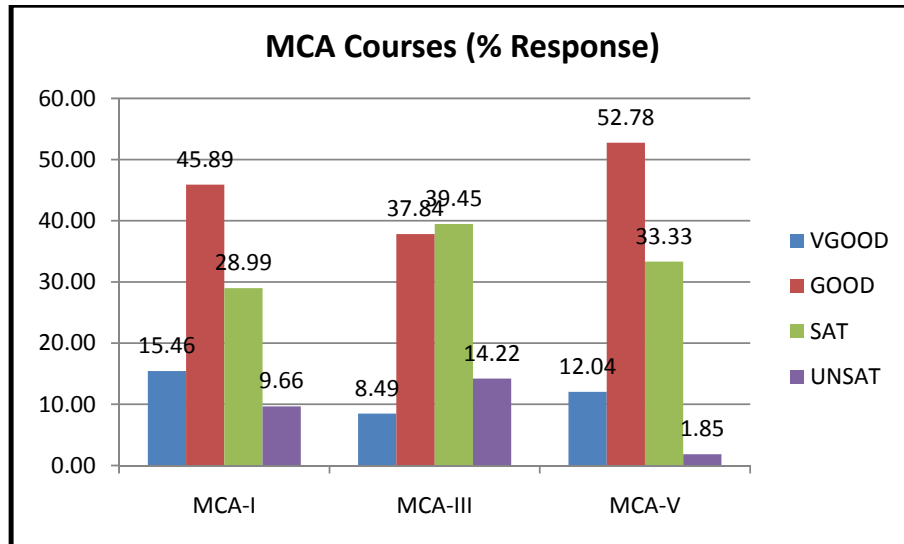
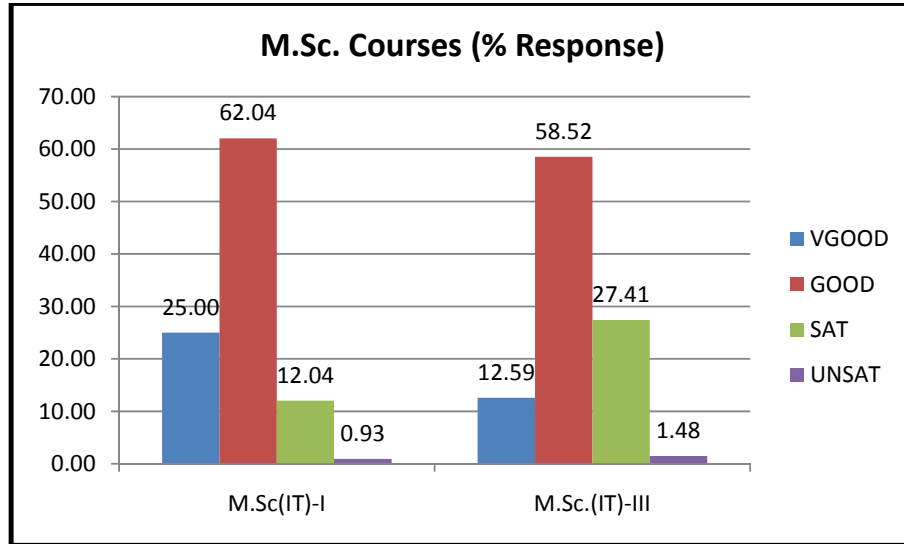
M.Sc.(IT)



M.Phil.



PERCENT RESPONSE TO COURSES



PERCENT RESPONSE TO FACULTY

MCA-I

	VGOOD	GOOD	SAT	UNSAT
RK	4.31	23.28	34.48	37.93
RP	18.26	35.22	38.26	8.26
DD	40.95	41.81	16.81	0.43
ST	50.43	42.74	6.41	0.43
CG	54.94	18.88	25.32	0.86

MCA-III

	VGOOD	GOOD	SAT	UNSAT
DD	54.29	31.32	12.30	2.09
KB	24.88	40.70	24.88	9.53
LR	10.05	29.45	28.77	31.74
RS	22.43	41.19	27.00	9.38
CG	16.20	34.03	28.70	21.06

MCA-V

	VGOOD	GOOD	SAT	UNSAT
VKP	26.85	47.22	21.30	4.63
DD	54.63	37.96	7.41	0.00
RS	19.44	55.56	24.07	0.93
RK	37.96	46.30	14.81	0.93
LR	13.89	42.59	37.04	6.48

M.Sc.(IT)-I

	VGOOD	GOOD	SAT	UNSAT
RK	53.27	38.32	8.41	0.00
CG	28.97	63.55	7.48	0.00
KB	31.43	55.24	13.33	0.00
DD	9.26	36.11	44.44	10.19
RP	9.26	57.41	33.33	0.00

M.Sc.(IT)-III

	VGOOD	GOOD	SAT	UNSAT
VKP	27.41	59.26	12.59	0.74
RS	21.05	64.66	13.53	0.75
KB	51.20	46.40	2.40	0.00
RK	33.33	60.00	4.44	2.22
RP	32.59	58.52	8.89	0.00

M.Phil.(CS)

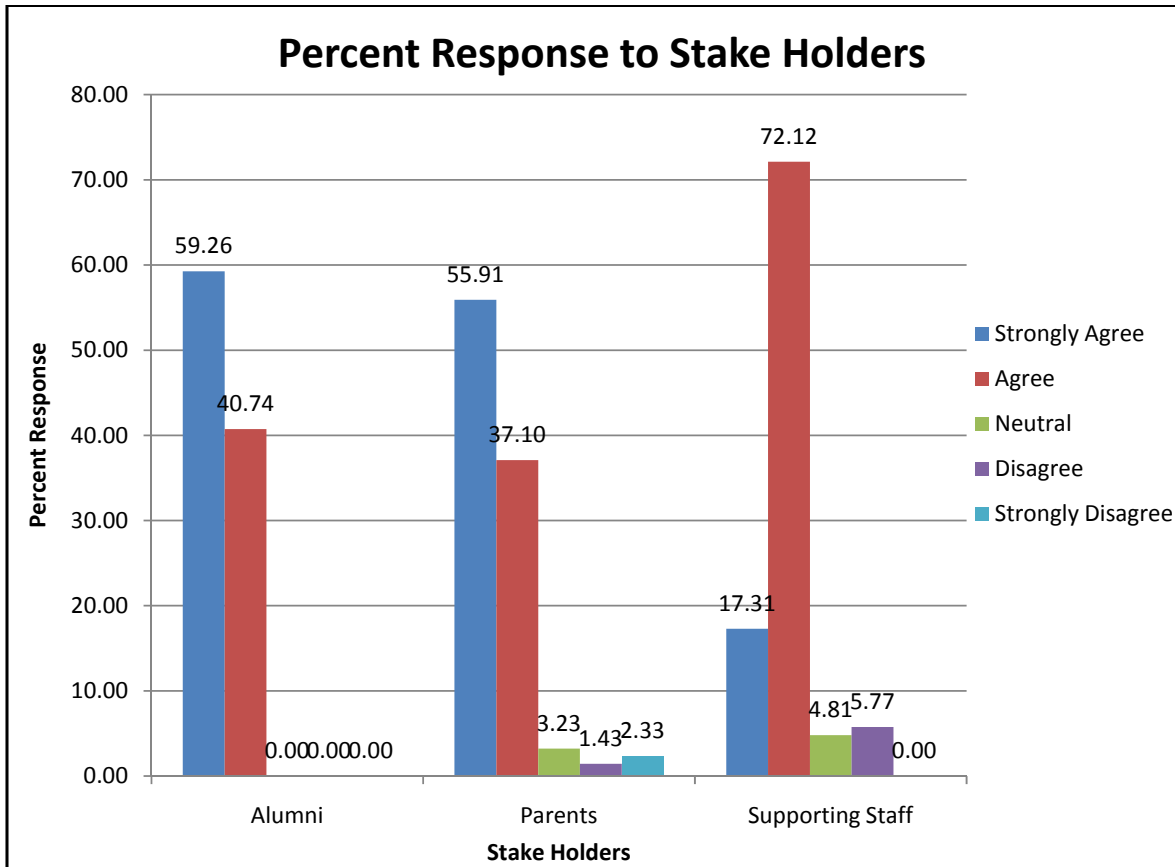
	VGOOD	GOOD	SAT	UNSAT
SK	92.59	20.37	7.41	0.00
VKP	96.30	46.30	3.70	0.00

ACTION TAKEN REPORT

The overall score given by students to the faculty was circulated among the faculty members including adhoc members and necessary directions were given to the teachers for further improvement.

PERCENT RESPONSE TO

	Strongly Agree	Agree	Neutral	Disagree	Strongly Disagree
Alumni	59.26	40.74	0.00	0.00	0.00
Parents	55.91	37.10	3.23	1.43	2.33
Support Staff	17.31	72.12	4.81	5.77	0.00



SOS IN ECONOMICS

STUDENT FEEDBACK 2017-18

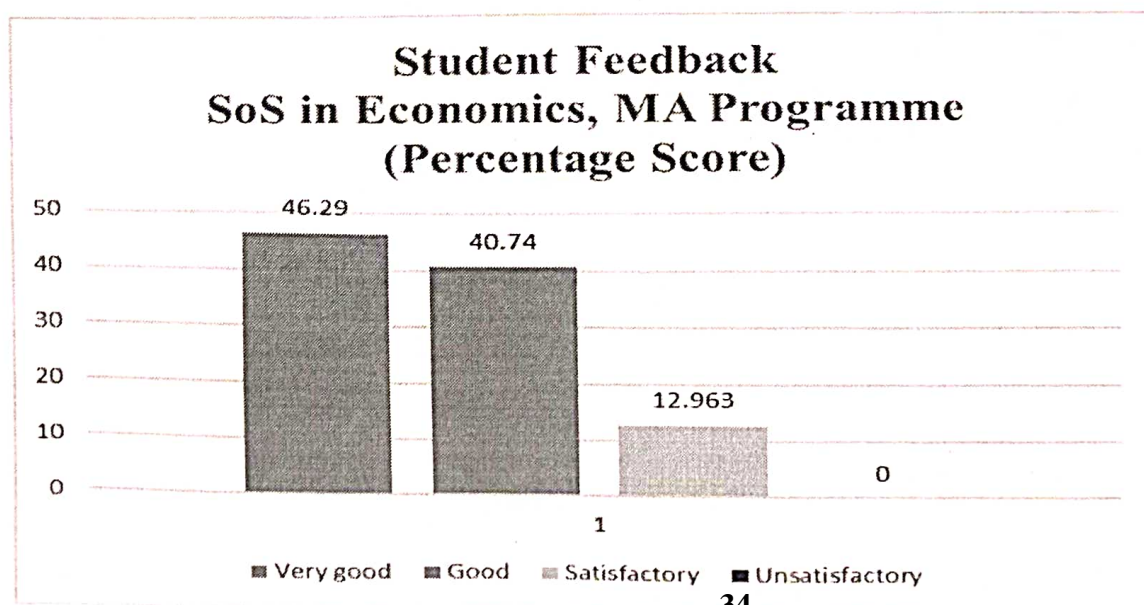
Abbreviations used

Abbreviations	Name of Faculty
A	Dr. A. K. Pandey
B	Dr. Ravindra Brahme
C	Dr. B. L. Sonekar
D	Dr. Archana Sethi
E	Dr. Sunil Kumeti

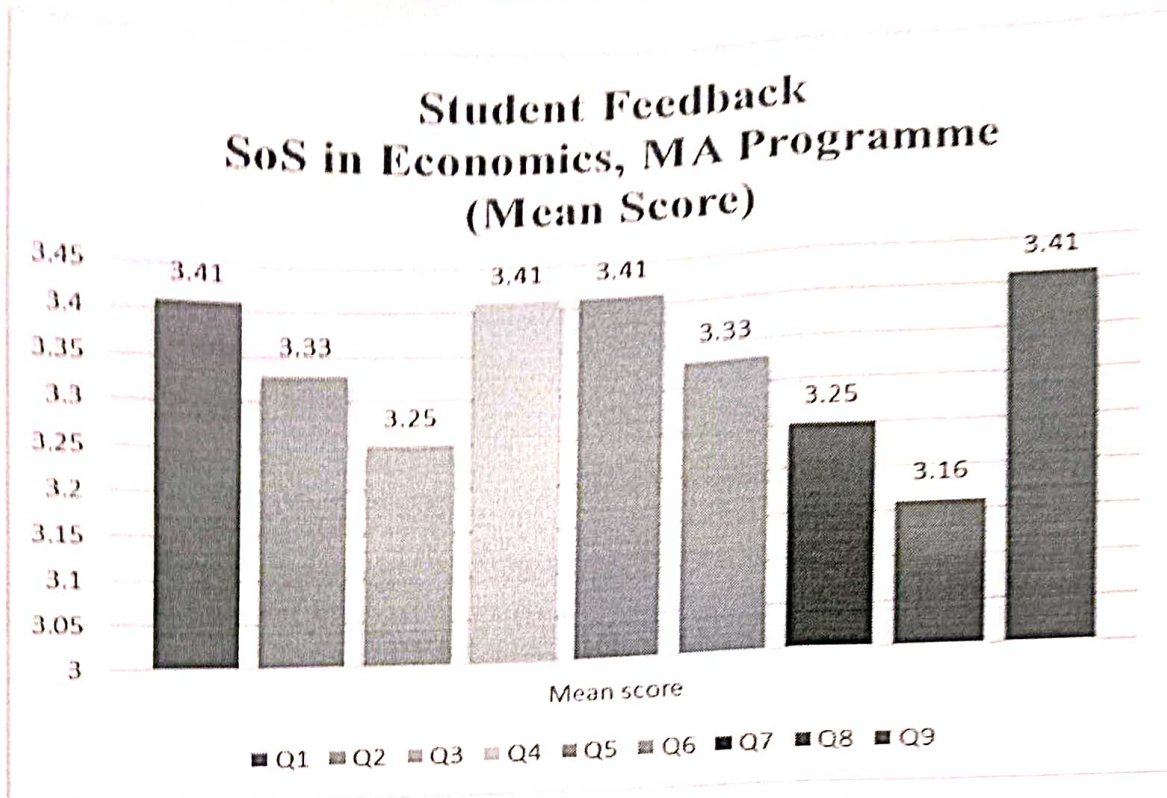
SCORING			
4	3	2	1
A	B	C	D
Very good	Good	Satisfactory	Unsatisfactory

No. of students participating –M.A. Economics IV Sem (12) =Total 12
Total faculty members Permanent (5) = Total 05

M.A. Programme Student Feedback



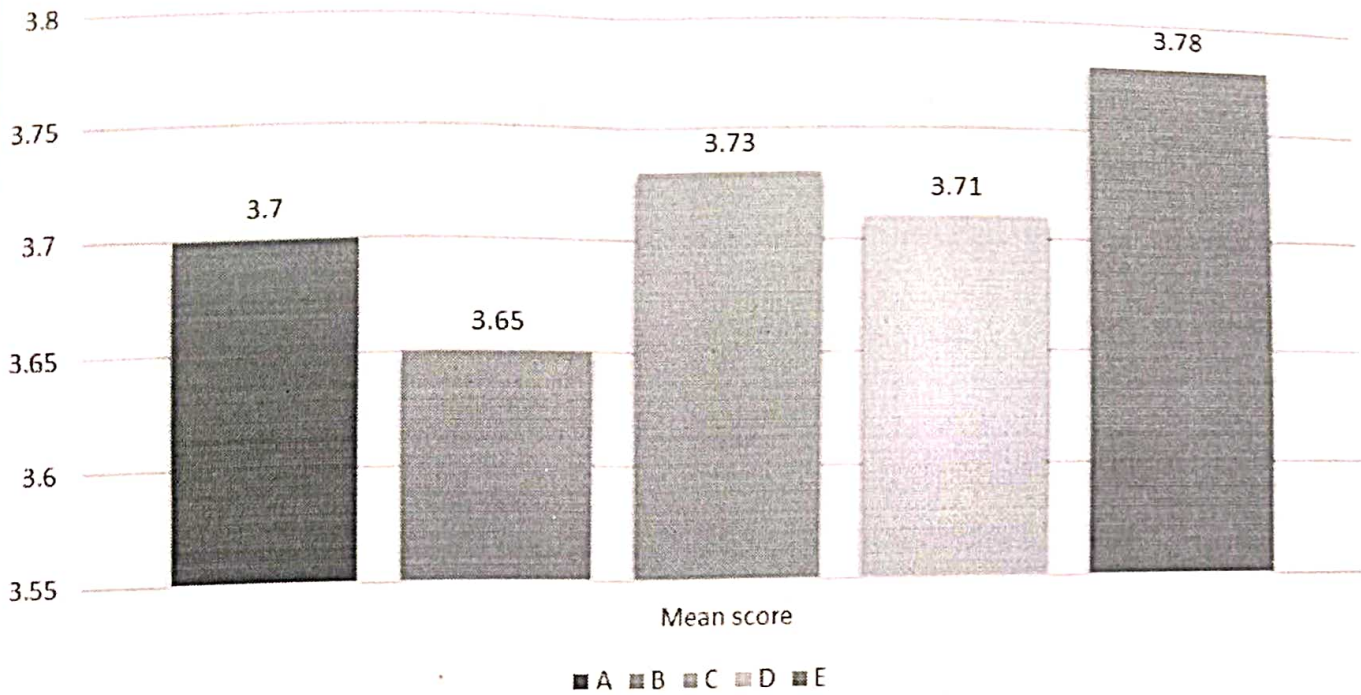
PERCENT RESPONSE



Faculty Student Feedback

Abbreviations	Name of Faculty	Mean Score
A	Dr. A. K. Pandey	3.70
B	Dr. Ravindra Brahme	3.65
C	Dr. B. L. Sonekar	3.73
D	Dr. Archana Sethi	3.71
E	Dr. Sunil Kumeti	3.78

Student Feedback SoS in Economics, Faculty Overall Mean Score

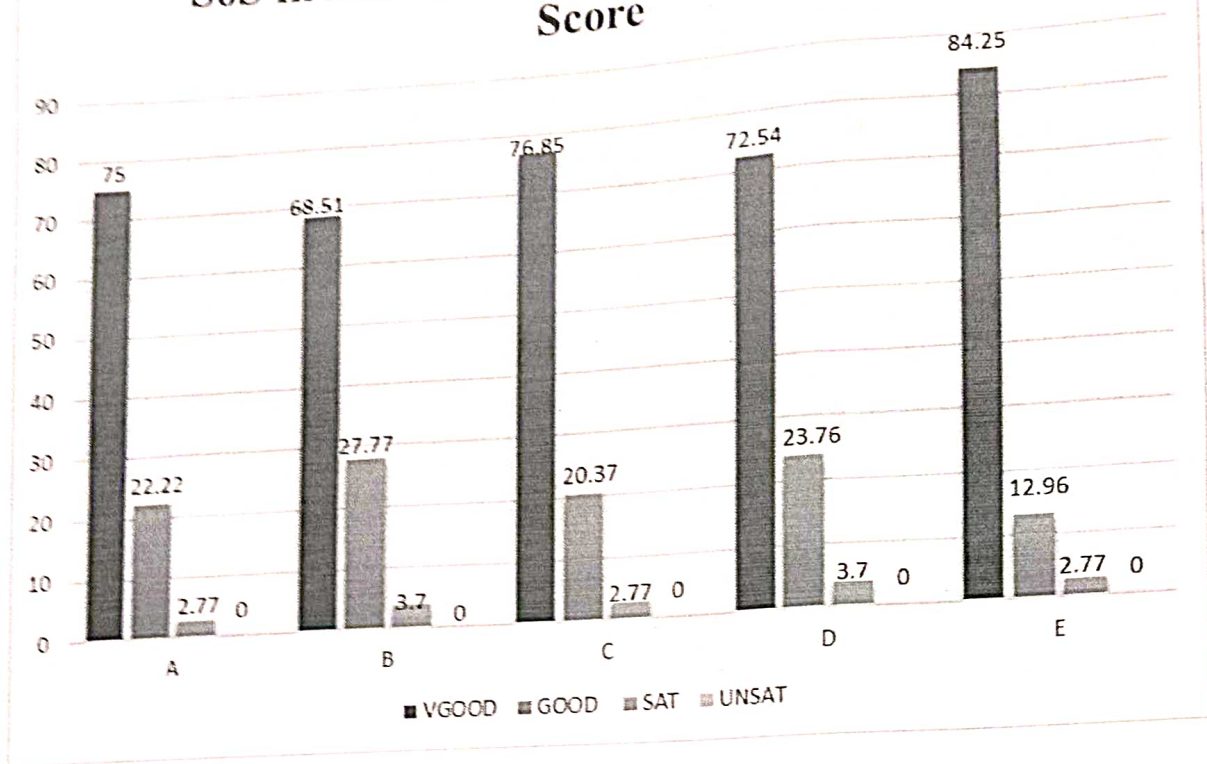


PERCENT RESPONSE TO FACULTY

M.A. Economics


FACULTY	VGOOD	GOOD	SAT	UNSAT
A	75.00	22.22	2.77	0
B	68.51	27.77	3.70	0
C	76.85	20.37	2.77	0
D	72.54	23.76	3.70	0
E	84.25	12.96	2.77	0

Student Feedback SoS in Economics, Faculty Overall Mean Score





ACTION TAKEN REPORT

The overall score given by students to the faculty was circulated among the faculty members including adhoc members with the request for improvement in teaching.


 (Dr. Ravinder Brehme)

Professor & Head
 School of Studies in Economics
 of R.S.S. University, Raipur (C.G.)


 Name of Faculty
 Professor in charge
 Student feedback, SLS

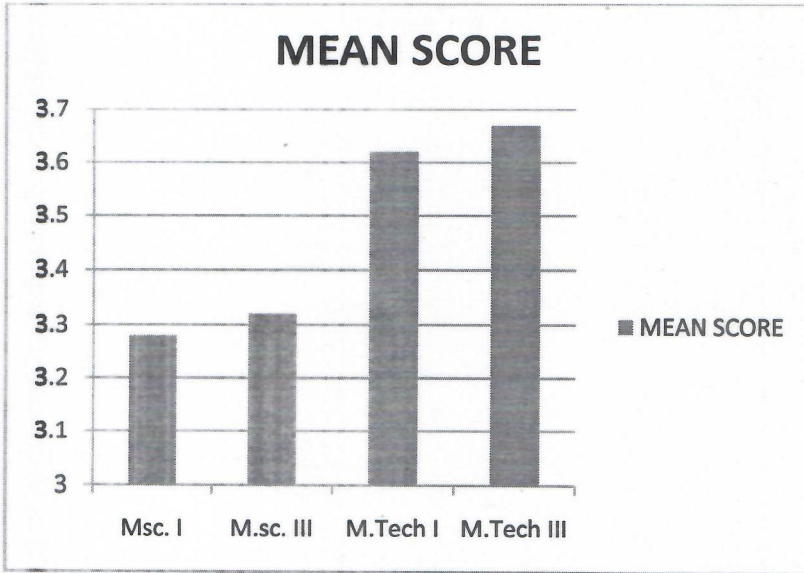


SoS in Electronics and Photonics

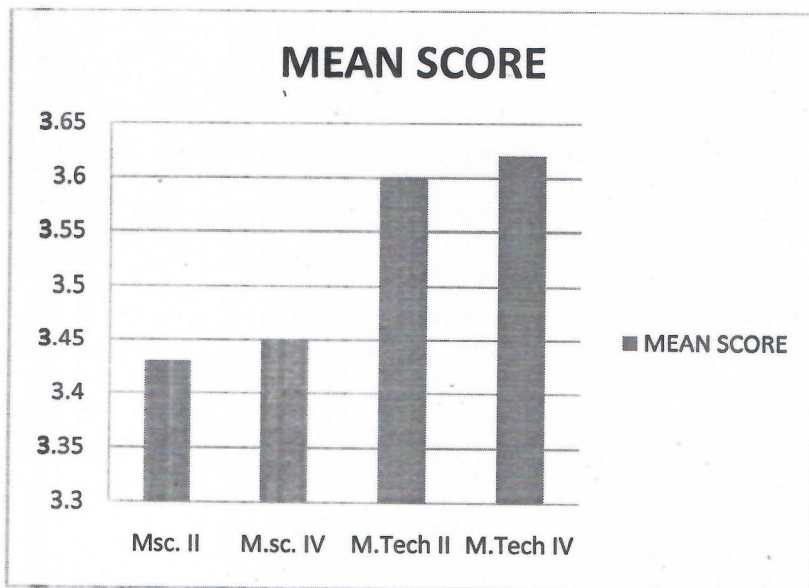
Pt. Ravishankar Shukla University, Raipur (C.G.)

STUDENT FEEDBACK FOR COURSE AND FACULTY(2017-2018)

Course Feedback



SEMESTER	MEAN SCORE
Msc. I	3.28
M.sc. III	3.32
M.Tech I	3.62
M.Tech III	3.67



SEMESTER	MEAN SCORE
Msc. II	3.43
M.sc. IV	3.45
M.Tech II	3.6
M.Tech IV	3.62

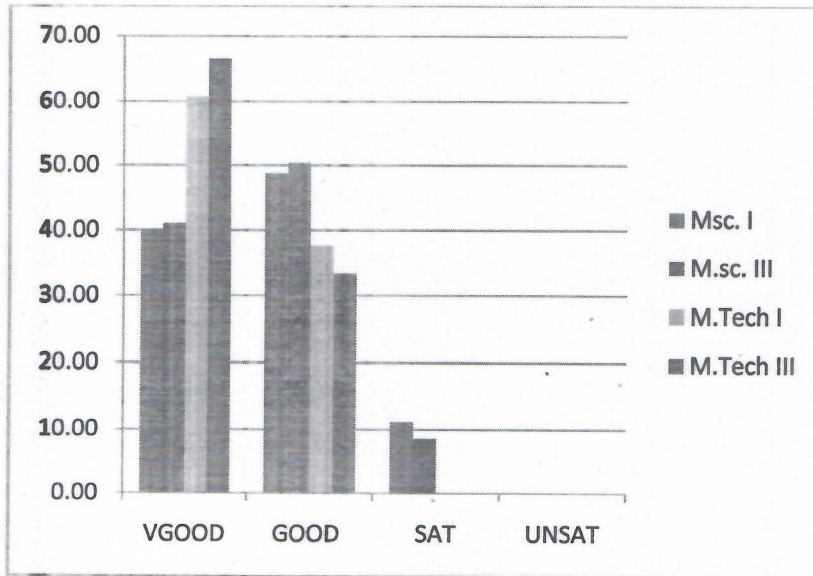
Othah
10/06/2018
HEAD
S.O.S. in Electronics & Photonics
Pt. Ravishankar Shukla University
RAIPUR (C.G.) 492 010

SoS in Electronics and Photonics

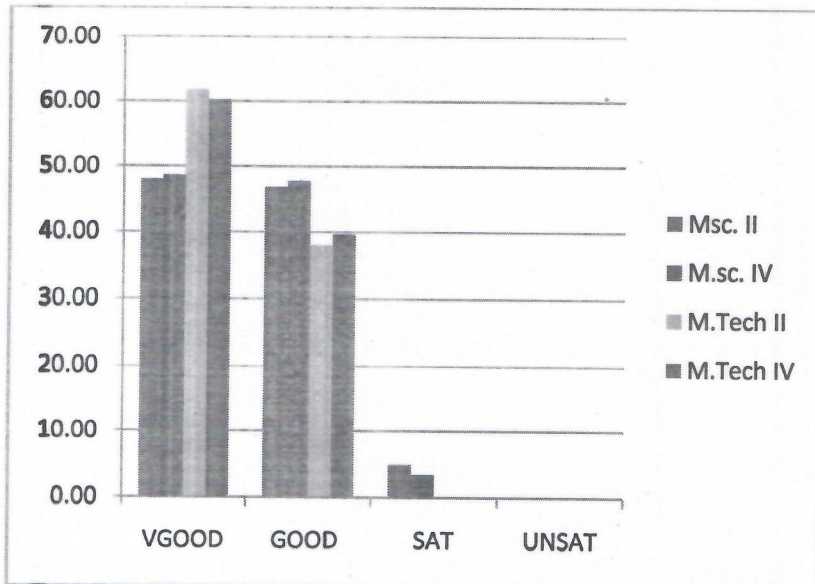
Pt. Ravishankar Shukla University, Raipur (C.G.)

STUDENT FEEDBACK FOR COURSE AND FACULTY(2017-2018)

Percentage Response to Course



Semester	VGOOD	GOOD	SAT	UNSAT
Msc. I	40.12	48.76	11.11	0.00
M.sc. III	41.02	50.42	8.54	0.00
M.Tech I	60.68	37.60	0.00	0.00
M.Tech III	66.66	33.33	0.00	0.00



Semester	VGOOD	GOOD	SAT	UNSAT
Msc. II	48.14	46.91	4.93	0.00
M.sc. IV	48.71	47.86	3.41	0.00
M.Tech II	61.90	38.09	0.00	0.00
M.Tech IV	60.31	39.68	0.00	0.00


10/06/2018
 HEAD
 S.O.S. in Electronics & Photonics
 Pt. Ravishankar Shukla University
 RAIPUR (C.G.) 492 010

SoS in Electronics and Photonics


Pt. Ravishankar Shukla University, Raipur (C.G.)

STUDENT FEEDBACK FOR COURSE AND FACULTY(2017-2018)

Faculty Feedback



FACULTY	MEAN SCORE
ST	3.91
KT	3.83
AKV	3.60
JA	3.52
NS	3.29



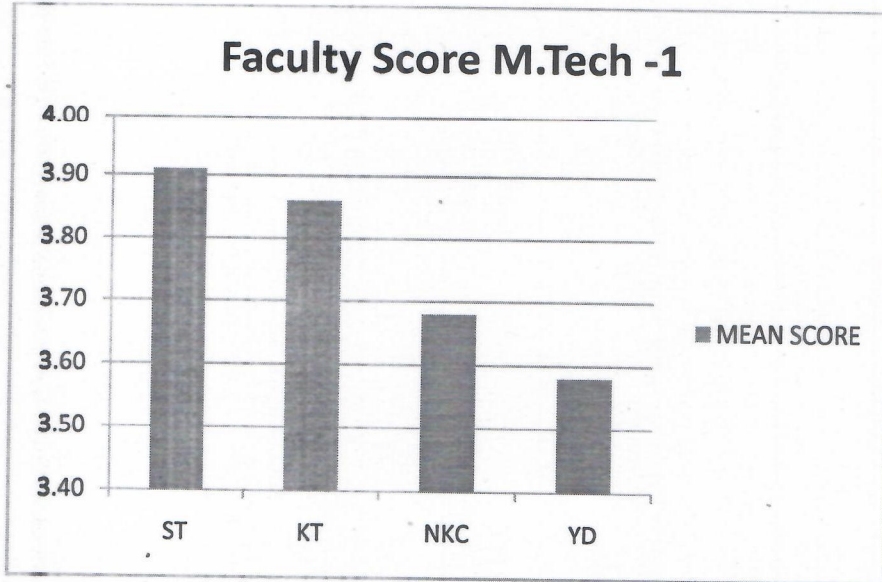
FACULTY	MEAN SCORE
ST	3.89
KT	3.84
AKV	3.56
JA	3.47
NS	3.24

10/06/2018
HEAD
S.O.S. in Electronics & Photonics
Pt. Ravishankar Shukla University
RAIPUR (C.G.) 492 010

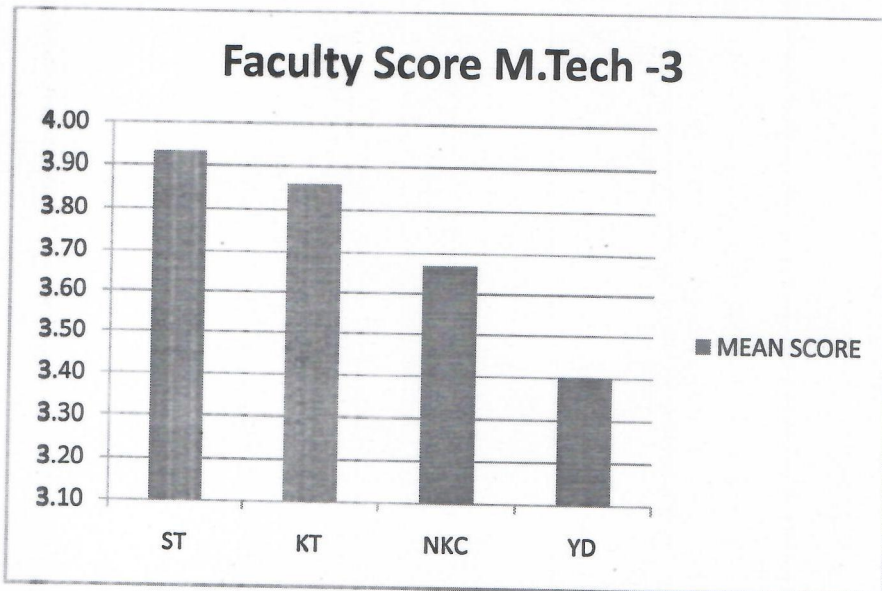
SoS in Electronics and Photonics

Pt. Ravishankar Shukla University, Raipur (C.G.)

STUDENT FEEDBACK FOR COURSE AND FACULTY(2017-2018)



FACULTY	MEAN SCORE
ST	3.91
KT	3.86
NKC	3.68
YD	3.58



FACULTY	MEAN SCORE
ST	3.93
KT	3.86
NKC	3.67
YD	3.40

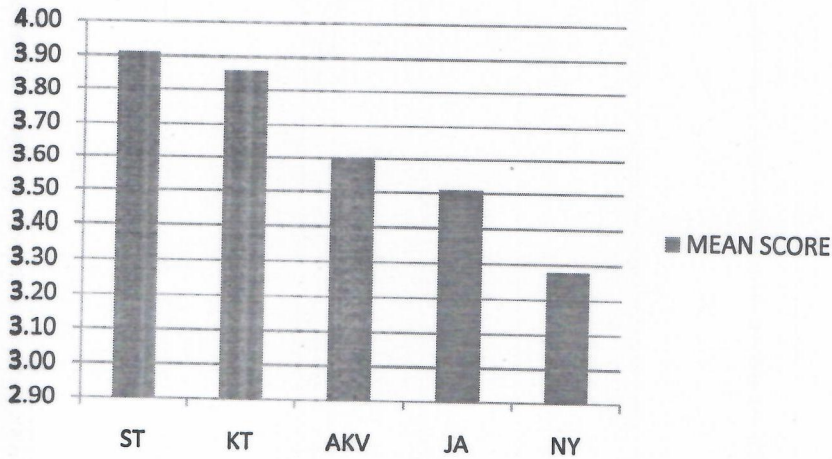
Other
10/06/2018
HEAD
S.O.S. in Electronics & Photonics
Pt. Ravishankar Shukla University
RAIPUR (C.G.) 492 010

SoS in Electronics and Photonics

Pt. Ravishankar Shukla University, Raipur (C.G.)

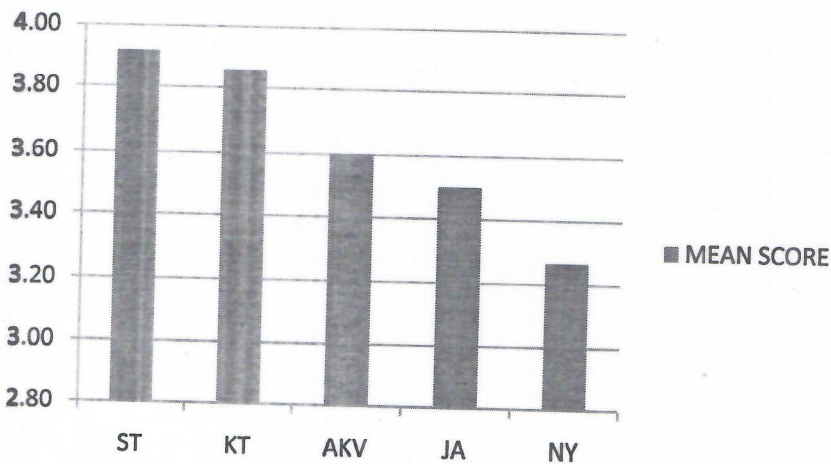
STUDENT FEEDBACK FOR COURSE AND FACULTY(2017-2018)

Faculty Score M.Sc II Sem



FACULTY	MEAN SCORE
ST	3.91
KT	3.86
AKV	3.60
JA	3.51
NY	3.28

Faculty Score M.Sc. IV Sem



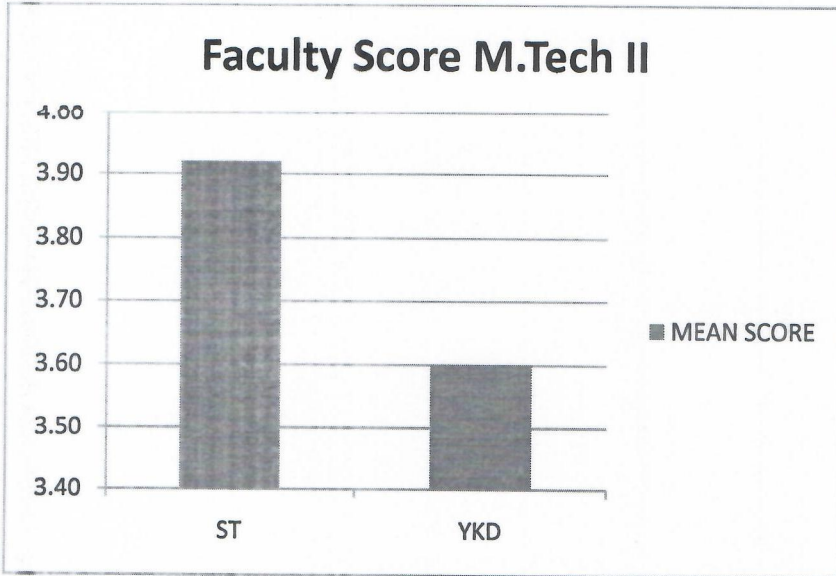
FACULTY	MEAN SCORE
ST	3.92
KT	3.86
AKV	3.60
JA	3.50
NY	3.27

10/06/2018
HEAD
S.O.S. in Electronics & Photonics
Pt. Ravishankar Shukla University
RAIPUR (C.G.) 492 010

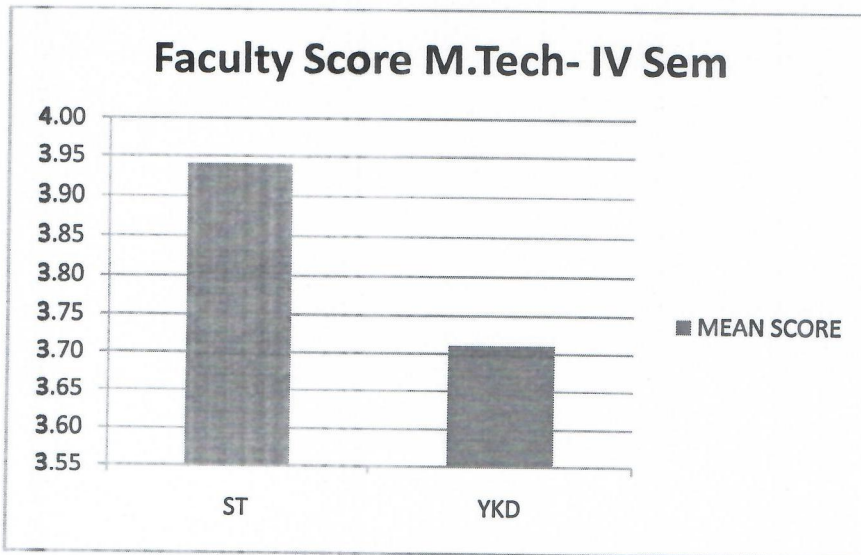
SoS in Electronics and Photonics

Pt. Ravishankar Shukla University, Raipur (C.G.)

STUDENT FEEDBACK FOR COURSE AND FACULTY(2017-2018)



FACULTY	MEAN SCORE
ST	3.92
YKD	3.6



FACULTY	MEAN SCORE
ST	3.94
YKD	3.71

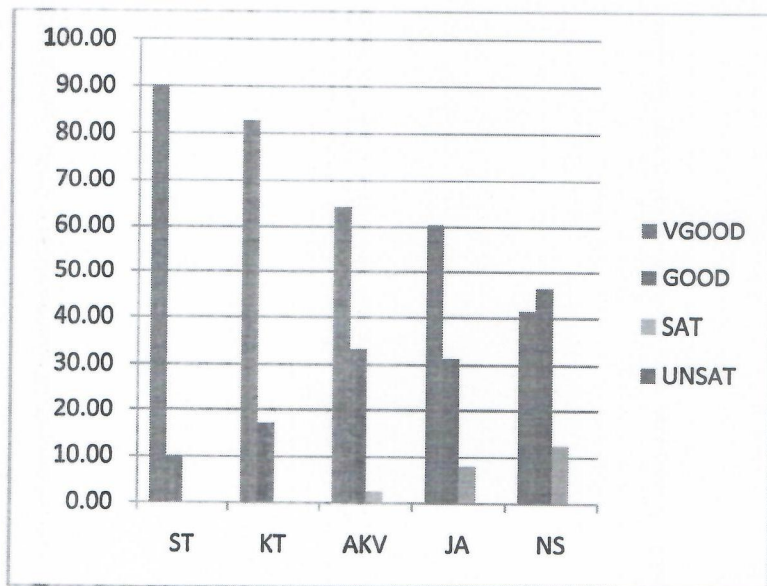
Atthah
10/06/2018
HEAD
S.O.S. in Electronics & Photonics
Pt. Ravishankar Shukla University
RAIPUR (C.G.) 492 010

SoS in Electronics and Photonics

Pt. Ravishankar Shukla University, Raipur (C.G.)

STUDENT FEEDBACK FOR COURSE AND FACULTY(2017-2018)

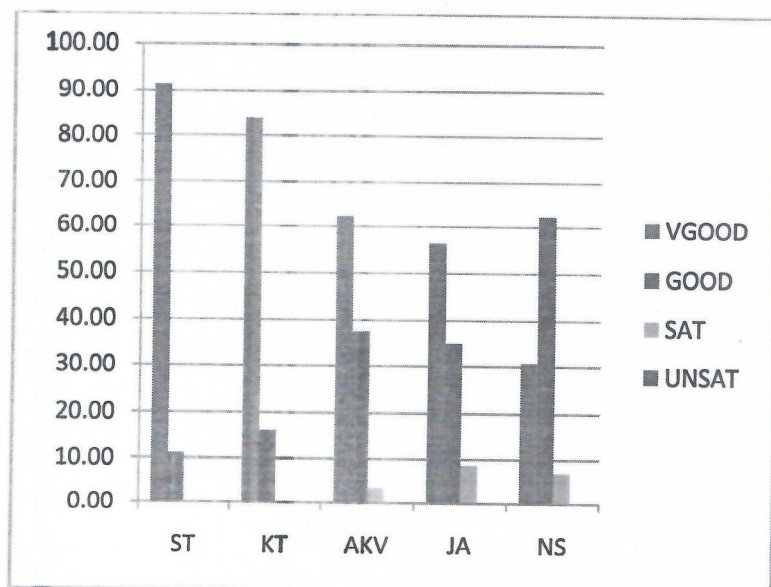
Percentage Response to Faculty



Percent response to faculty

M.Sc. I Sem

FACULTY	VGOOD	GOOD	SAT	UNSAT
ST	90.12	9.87	0.00	0.00
KT	82.71	17.28	0.00	0.00
AKV	64.19	33.33	2.46	0.00
JA	60.49	31.48	8.02	0.00
NS	41.35	46.29	12.34	0.00



Percent response to faculty

M.Sc. III Sem

FACULTY	VGOOD	GOOD	SAT	UNSAT
ST	91.45	11.11	0.00	0.00
KT	83.76	16.23	0.00	0.00
AKV	62.39	37.60	3.41	0.00
JA	56.41	35.04	8.54	0.00
NS	30.76	62.39	6.83	0.00

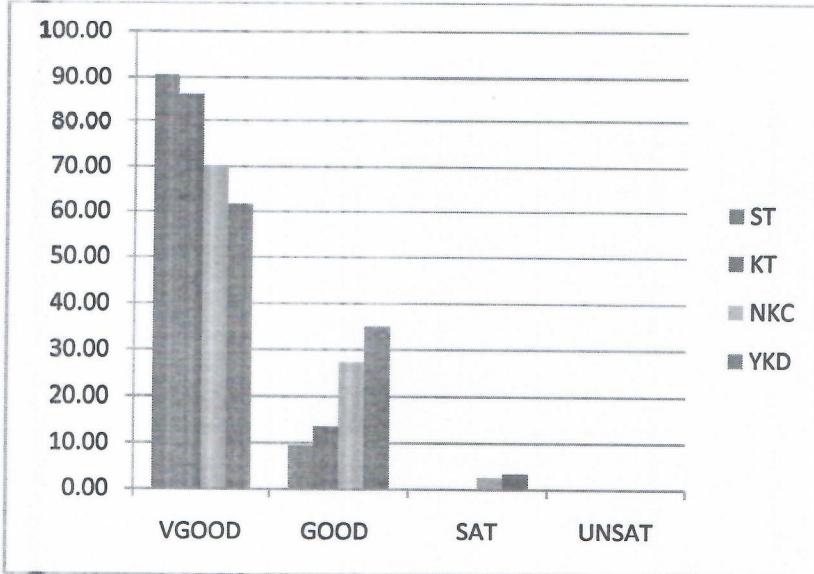
Handwritten signature
10/06/2018

HEAD
S.O.S. in Electronics & Photonics
Pt. Ravishankar Shukla University
RAIPUR (C.G.) 492 010

SoS in Electronics and Photonics

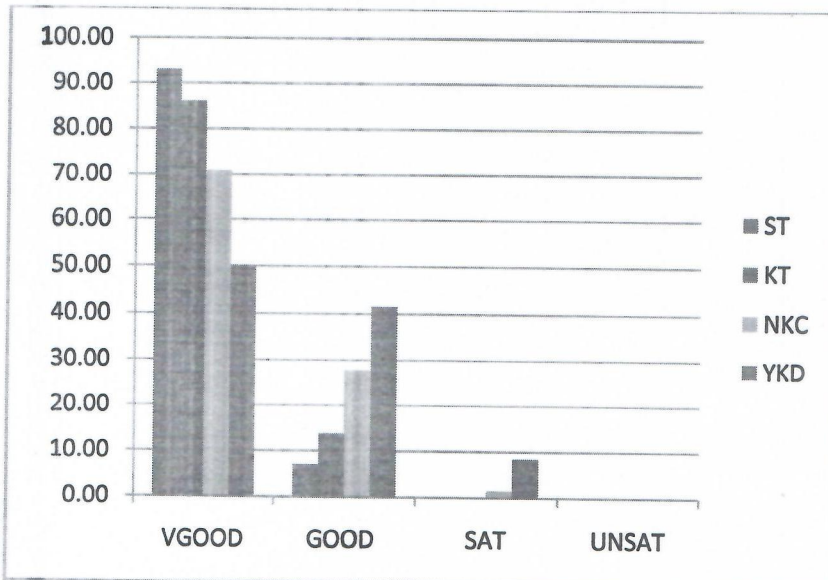
Pt. Ravishankar Shukla University, Raipur (C.G.)

STUDENT FEEDBACK FOR COURSE AND FACULTY(2017-2018)



Percent response to faculty
M.Tech. I Sem

FACULTY	VGOOD	GOOD	SAT	UNSAT
ST	90.59	9.40	0.00	0.00
KT	86.32	13.67	0.00	0.00
NKC	70.08	27.35	2.56	0.00
YKD	61.53	35.04	3.41	0.00



Percent response to faculty
M.Tech. III Sem

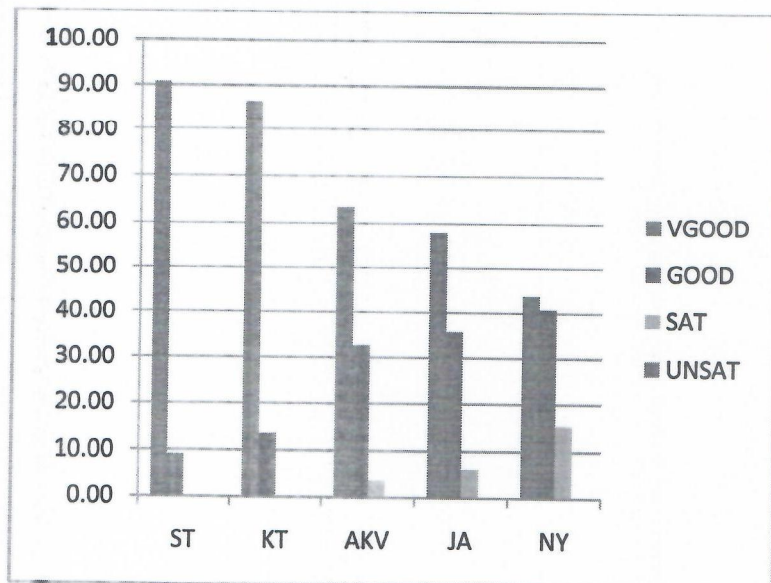
FACULTY	VGOOD	GOOD	SAT	UNSAT
ST	93.05	6.94	0.00	0.00
KT	86.11	13.88	0.00	0.00
NKC	70.83	27.77	1.38	0.00
YKD	50.00	41.66	8.33	0.00

Atish
10/06/2018
HEAD
S.O.S. in Electronics & Photonics
Pt. Ravishankar Shukla University
RAIPUR (C.G.) 492 010

SoS in Electronics and Photonics

Pt. Ravishankar Shukla University, Raipur (C.G.)

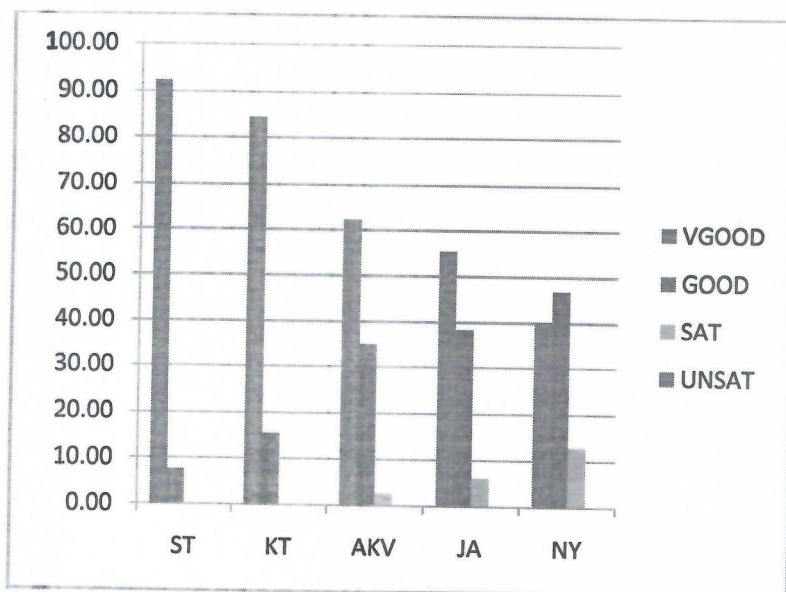
STUDENT FEEDBACK FOR COURSE AND FACULTY(2017-2018)



Percent response to faculty

M.Sc. II Sem

FACULTY	VGOOD	GOOD	SAT	UNSAT
ST	90.74	9.25	0.00	0.00
KT	86.41	13.58	0.00	0.00
AKV	63.58	32.71	3.70	0.00
JA	58.02	35.80	6.17	0.00
NY	43.82	40.74	15.43	0.00



Percent response to faculty

M.Sc. IV Sem

FACULTY	VGOOD	GOOD	SAT	UNSAT
ST	92.30	7.69	0.00	0.00
KT	84.61	15.38	0.00	0.00
AKV	62.39	35.04	2.56	0.00
JA	55.55	38.46	5.98	0.00
NY	40.17	47.00	12.82	0.00

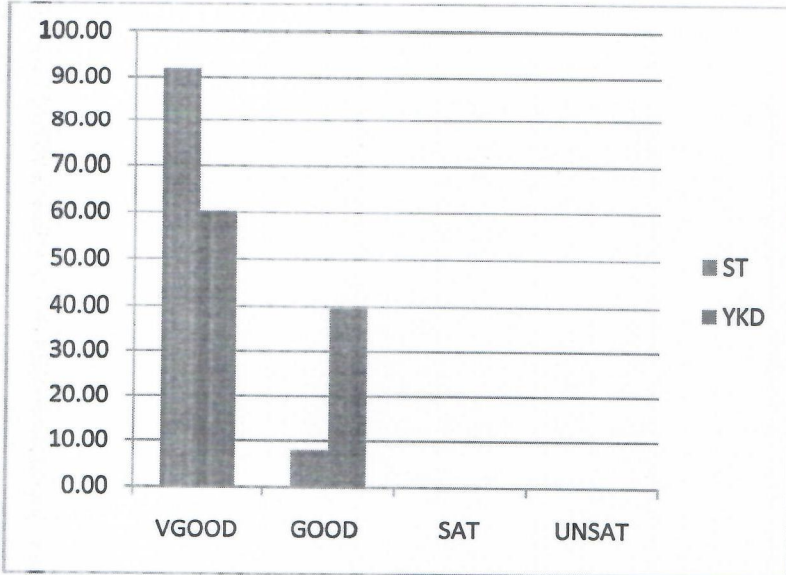
Othar
10/06/2021

HEAD
S.O.S. in Electronics & Photonics
Pt. Ravishankar Shukla University
RAIPUR (C.G.) 492 010

SoS in Electronics and Photonics

Pt. Ravishankar Shukla University, Raipur (C.G.)

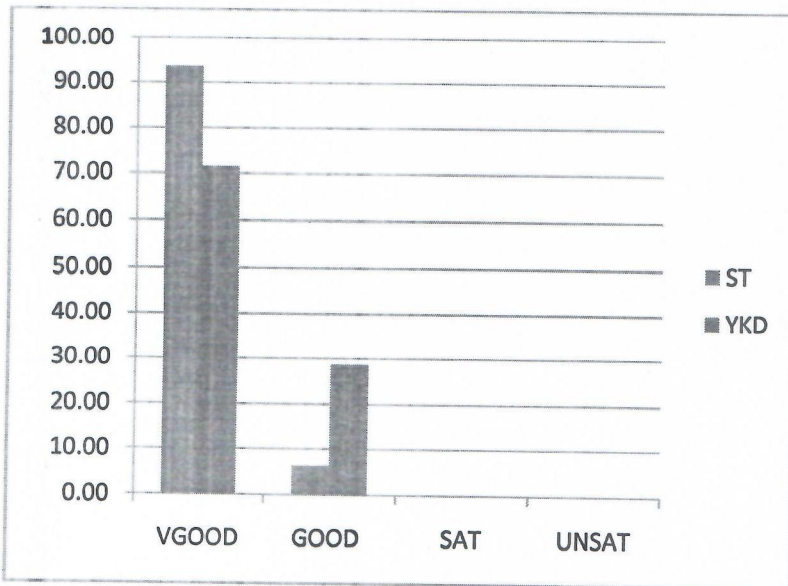
STUDENT FEEDBACK FOR COURSE AND FACULTY(2017-2018)



Percent response to faculty

M.Tech II Sem

FACULTY	VGOOD	GOOD	SAT	UNSAT
ST	92.06	7.93	0.00	0.00
YKD	60.31	39.68	0.00	0.00



Percent response to faculty

M.Tech IV Sem

FACULTY	VGOOD	GOOD	SAT	UNSAT
ST	93.65	6.33	0.00	0.00
YKD	71.42	28.57	0.00	0.00

Altah
18/06/2021
HEAD
S.O.S. in Electronics & Photonics
Pt. Ravishankar Shukla University
RAIPUR (C.G.) 492 010

School of Studies in Electronics & Photonics Pt. Ravishankar Shukla University, Raipur (C.G.)

ACTION TAKEN REPORT ON FEEDBACK FROM STUDENTS OF M.SC. & M.TECH. (SESSION 2017-18)

Feedback form in prescribed format had been collected from students of M.Sc. & M.Tech. (Session 2017-18). Free and frank opinion of students on classroom teaching of individual teachers, the course content, laboratory experiments & overall atmosphere of the department, written in feedback form, were made open to all teacher form, were made open to all teachers and examined critically.

Staff members discussed the implications of the students feedback and to strategize how to make students experience more pleasant and seamless. Student feedback has provided staff and faculty with meaningful information that initiates fruitful and insightful conversations and results in significant actions to change programs, pedagogical approaches, and so forth. The actions that were taken as a result of feedback from this survey are summarized below.

- The general comment, received from majority of students regarding the classroom teaching skill of the entries department is good. There was query on use of modern teaching skills.

Action Taken

In spite of good performance all the teachers have been advised it enhances their mode of teaching to the best capabilities. All the teacher are computer literate and use technology for class room teaching.

- Enhancement of internet facilities

Internet facility is accessible to student in computer laboratory which students use in their practical and other works. Student and other staff were training to use computers, internet sent e-mails etc through ASC of University.

- The students also made comments on the content of syllabi. Majority of students are satisfied with the syllabi, some felt that the course content is little lengthy.

Action Taken

The meeting of board of studies (BOS) in electronics is held every year and syllabi of all the theory paper are reviewed and the course content is revised. Changed if Necessary.

- Student gave feed back on networking internet facility of computer lab. According to them, it should be strengthened.

Action Taken

Internet facility of computer lab has been improved.

Majority Students Commented on lack of appropriate number of teaching faculty in the department. They felt that the posts should be filled as early as possible.

10/10/18
10/10/18
HEAD
S.O.S. in Electronics & Photonics
Pt. Ravishankar Shukla University
RAIPUR (C.G.) 492 010

Action Taken

As per UGC Regulation all the vacant teaching position are in the process of advertisement by the University and to be filled very soon.

- Required for formation of Alumni association and meet.

Action Taken

Alumni meet will be organized and all the past students from last batches will be invited for the function. Students participating in the function and shared their experiences about the department, course and teachers, they also shared their experiences about their job. All this helped the student teachers to know more about the profession and also united all the students in one bond. Alumni association was formed and it also get registered.

10/06/2018

HEAD
S.O.S. in Electronics & Photonics
Pt. Ravishankar Shukla University
RAIPUR (C.G.) 492 010



STUDENT FEEDBACK (2017-18)

Abbreviations used

NAME OF THE FACULTY		
1	Prof. M. K. Deb	A
2	Prof. S. Pervez	B
3	Mr. Ankit Yadav	C
4	Mr. Suryakant Chakradhari	D
5	Miss. Miteshwari Sakar	E
6	Miss. Annu Agrawal	F

SCORING			
4	3	2	1
A	B	C	D
Very good	Good	Satisfactory	Unsatisfactory



SCHOOL OF STUDIES IN ENVIRONMENTAL SCIENCE
Pt. Ravishankar Shukla University, Raipur - 492010, Chhattisgarh, phone: 0771-2262843

Date:

PERCENT RESPONSE TO FACULTY (2017-18)

M.Sc. I, II semester

FACULTY	V.GOOD	GOOD	SAT	UNSAT
A	13.33	66.67	20.00	00
B	40.00	46.67	13.33	00
C	13.33	80.00	6.67	00
D	6.67	73.33	20.00	00
E	13.33	66.67	20.00	00
F	26.67	60.00	13.33	00

M.Sc. III, IV semester

FACULTY	V.GOOD	GOOD	SAT	UNSAT
C	15.38	76.92	7.69	00
D	7.69	69.23	23.08	00
E	15.38	61.54	23.08	00
F	30.77	53.85	15.38	00

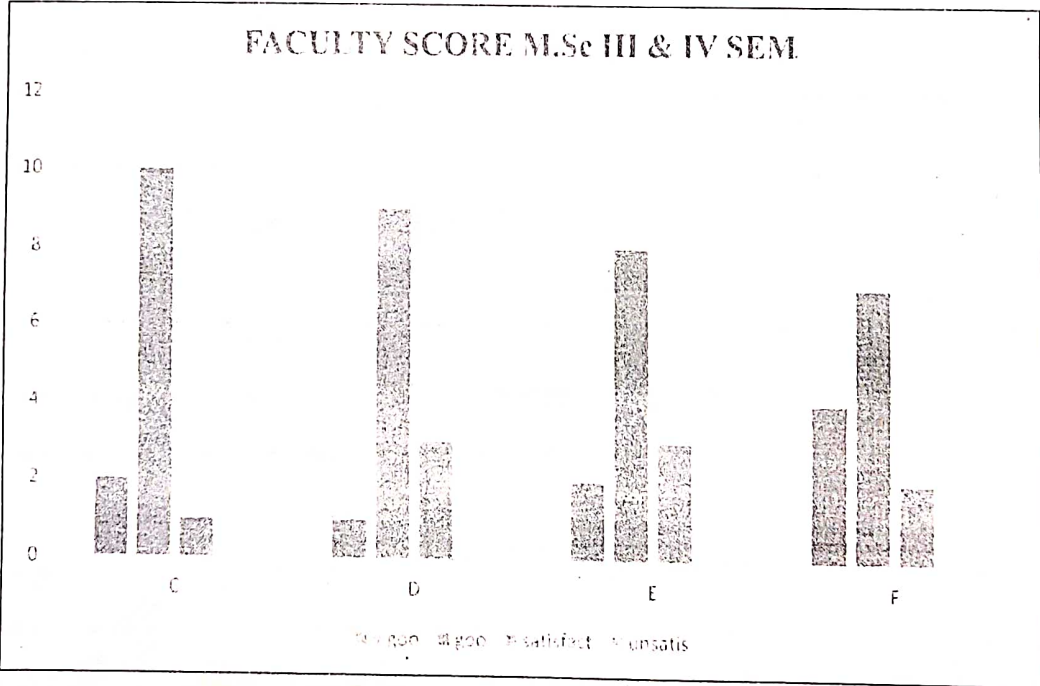
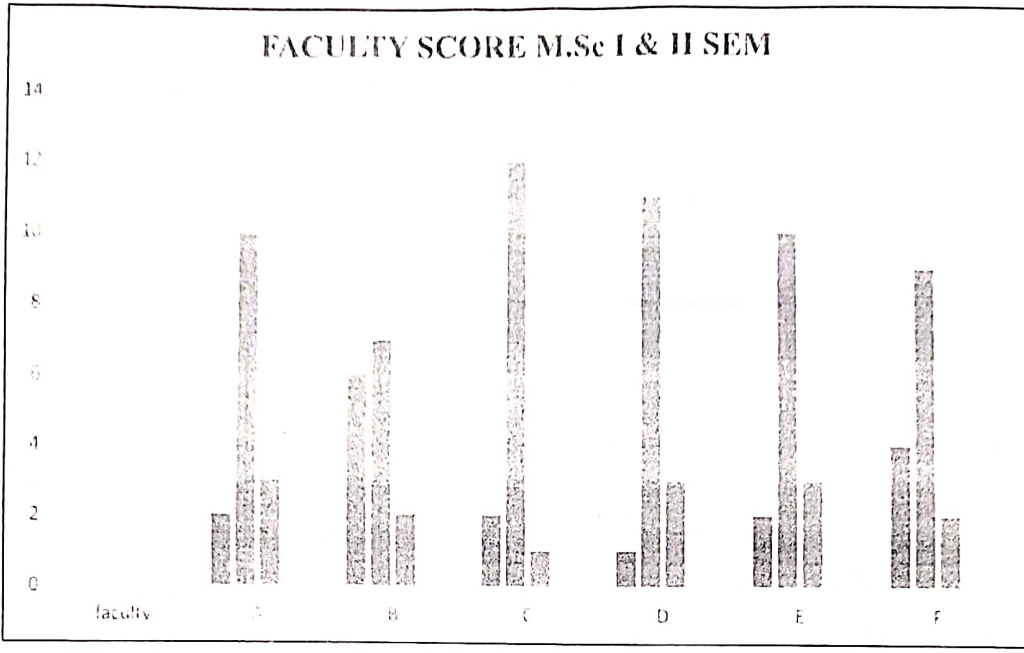
ACTION TAKEN REPORT

The overall score given by students to the faculty was circulated among the faculty members with the request for improvement in teaching.

Head

Head

S.O.S. in Environmental Science
Pt. Ravishankar Shukla University
Raipur (C.G) 492 010



**School of Studies in Geology and Water Resources Management
Pt. Ravishankar Shukla University, Raipur 492 010**

Student Feedback 2017-18

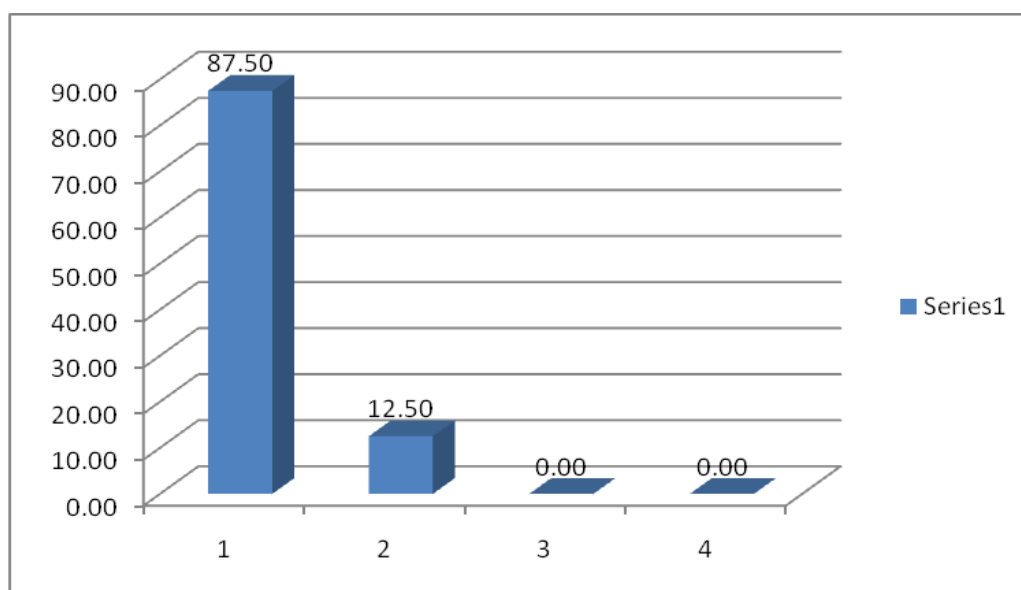
NAMES OF FACULTY

NAMES OF FACULTY	Abbreviations used
Dr. M.W.Y. Khan	A
Dr. S.K. Pande	B
Dr. N. Bodhankar	C
Dr. K.R. Hari	D

No. of students participating – M.Sc. Geology (31)

SCORE			
4	3	2	1
A	B	C	D
VERY GOOD	GOOD	SATISFACTORY	UNSATISFACTORY

STUDENT FEEDBACK COURSE ANALYSIS

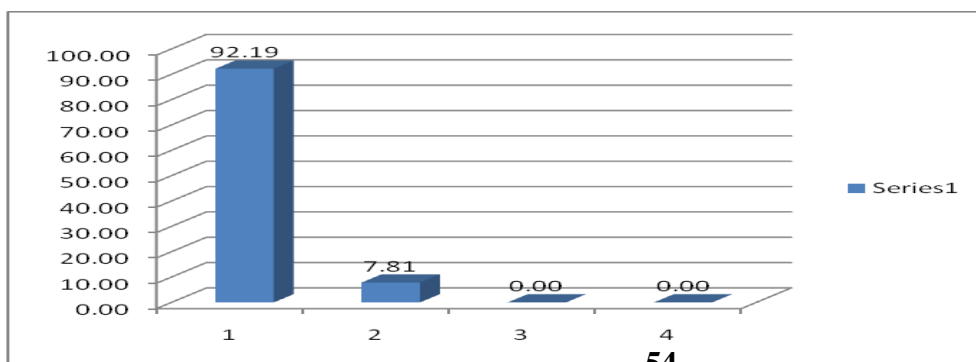


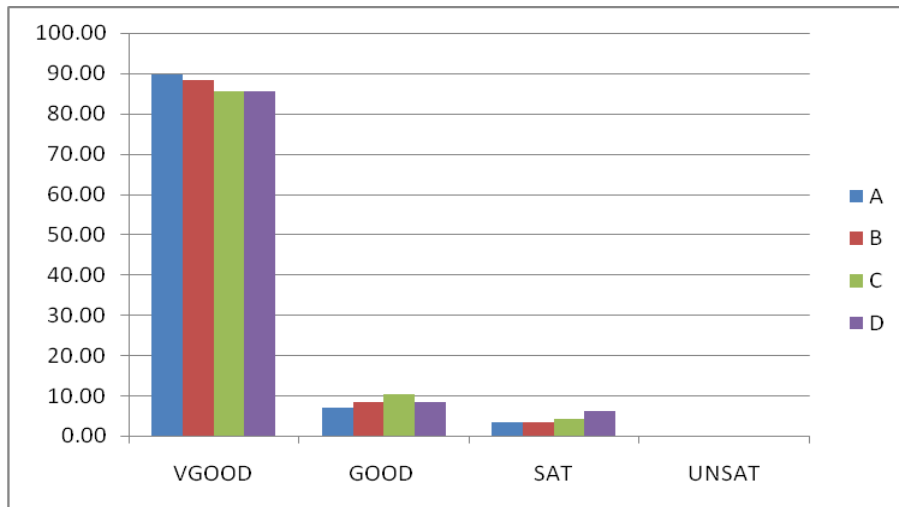
Sem I & II

Sem III & IV

FACULTY ANALYSIS

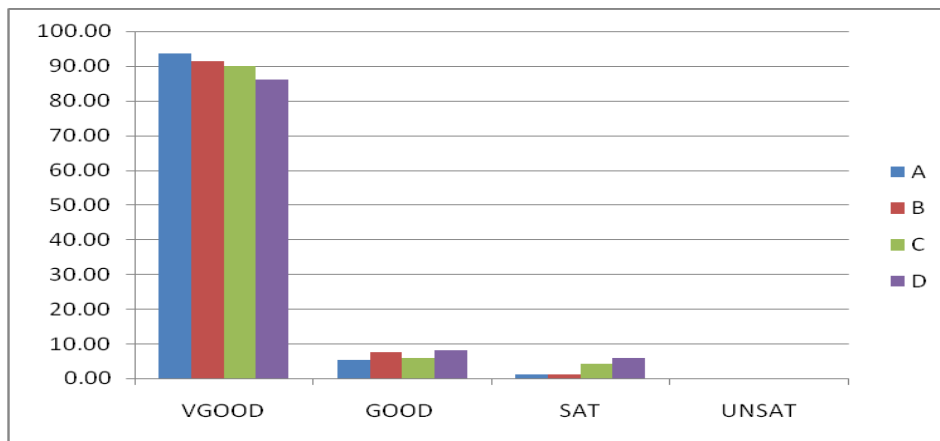
SCORE OF A, B, C & D FACULTIES FOR M.Sc. Geology





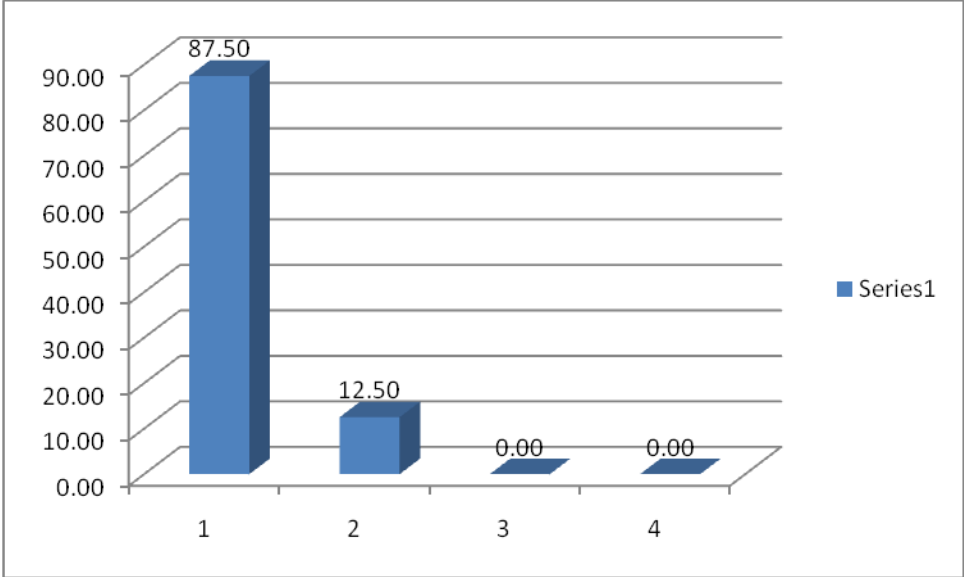
Sem I & II

SCORE OF A, B, C & D FACULTIES FOR M.Sc. Geology



Sem III & IV

Head



सत्र 2017-2018

DATE

5 कैंड देने वाले students

सम. ए. I & II semester

1. चन्द्रहस कुटेन्द्र
2. इश्वर लाल साहू
3. लक्ष्मी आदित्य
4. लक्ष्मी गजेन्द्र
5. ममता अंजारे
6. निखिता कुर्
7. ओम प्रकाश
8. प्रियंका शोषो
9. पुरवराज देकांगल
10. सचिन अक्षत
11. सन्ती सोनी
12. विकास द्विवेदी

सम. ए. III & IV semester

1. अजीत कुमार
2. दुर्गेशा नंदनी
3. कमलेश कुमार
4. पूजा पांडेय
5. वीलेन्द्र पटेल
6. सुनीता पड़ोरी

6 सम. पिल

1. नूतन निर्मलकर
2. राजीव कुमार
3. शोबना खेत
4. दुर्वेडा
5. अनुपम दास

DATE

निम्न विभागों का पीड और लिखा गया -

विभागाध्यक्ष - प्रो. आका आरं पाल

सहा. प्रा. { - डॉ. प्रियकर-नाथ खुटे
 - डॉ. कन्सो नुरुधी

अतिथि सहा. प्रा. - डॉ. मनोज पण्डा

Table-01

पाठ्यक्रम में विषय वस्तु की संरचना प्रोजेक्ट कार्य सहित

क्र.	मापक	आवृत्ति	प्रतिशत
1	अति उच्च	15	65.22
2	उच्च	08	34.78
3	संतोषप्रद	-	-
4	असंतोषप्रद	-	-

पाठ्यक्रम में विषय वस्तु की संरचना Project कार्य सहित
 के संबंध में 65.22% छात्रों ने अति उच्च एवं 34.78%
 छात्रों ने उच्च कक्षा का कोई भी विद्यार्थी पाठ्यक्रम
 से असंतुष्ट नहीं है अर्थात् 100% विद्यार्थी संतुष्ट रहे जा सकते हैं।

Table-02

पाठ्यक्रम कितने पूरा हुआ-

क्र.	मापक	आवृत्ति	प्रतिशत
1	अति उच्च	08	34.78
2	उच्च	15	65.22
3	संतोषप्रद	-	-
4	असंतोषप्रद	-	-

पाठ्यक्रम कितने पूरा हुआ के संबंध में 34.78% छात्रों ने अति
 उच्च एवं 65.22% छात्रों ने उच्च कक्षा
 कक्षा का कोई भी विद्यार्थी पाठ्यक्रम से असंतुष्ट नहीं है अर्थात्
 100% विद्यार्थी संतुष्ट रहे जा सकते हैं।

Table-03

वास्तविक जीवन में पाठ्यक्रम कितने उपयोगी हैं-

क्र.	मापक	आवृत्ति	प्रतिशत
1	अति उच्च	15	65.22
2	उच्च	08	34.78
3	संतोषप्रद	-	-
4	असंतोषप्रद	-	-

वास्तविक जीवन में पाठ्यक्रम की उपयोगिता के
 संबंध में 65.22% छात्रों ने अति उच्च एवं 34.78%
 छात्रों ने उच्च कक्षा।

कक्षा का कोई भी विद्यार्थी पाठ्यक्रम की उपयोगिता से
 असंतुष्ट नहीं है अर्थात् 100% विद्यार्थी संतुष्ट रहे जा सकते हैं।

Table - 04

अधिगम भूलम (ज्ञान संकल्पना, पुरस्कार कोश, विरलेषण योग्यता इतिहास का निष्कर्ष)

क्र.	श्रेणी	आवृत्ति	प्रतिशत
1	अति उत्तम	15	65.22
2	उत्तम	08	34.78
3	संतोषप्रद	-	-
4	असंतोषप्रद	-	-

अधिगम भूलम के संबंध में 65.22% छात्रों ने अति उत्तम एवं 34.78% छात्रों ने उत्तम अंक प्राप्त किए।

इसका अर्थ है कि विद्यार्थी अधिगम भूलम से असंतुष्ट नहीं हैं अर्थात् 100% विद्यार्थी गण संतुष्ट रहे जा सकते हैं।

Table 05

पाठ्यक्रम सामग्री की स्पष्टता और प्रासंगिकता

क्र.	श्रेणी	आवृत्ति	प्रतिशत
1	अति उत्तम	13	56.52
2	उत्तम	10	43.48
3	संतोषप्रद	-	-
4	असंतोषप्रद	-	-

पाठ्यक्रम सामग्री के संबंध में 56.52% विद्यार्थियों ने अति उत्तम एवं 43.48% विद्यार्थियों ने उत्तम अंक प्राप्त किए।

इसका अर्थ है कि विद्यार्थी पाठ्य सामग्री से असंतुष्ट नहीं हैं अर्थात् 100% विद्यार्थी संतुष्ट रहे जा सकते हैं।

Table - 06

अन्य स्रोत सामग्री की प्रासंगिकता

क्र.	श्रेणी	आवृत्ति	प्रतिशत
1	अति उत्तम	12	52.17
2	उत्तम	10	43.48
3	संतोषप्रद	01	4.35
4	असंतोषप्रद	-	-

अन्य स्रोत सामग्री की प्रासंगिकता के संबंध में 52.17% छात्रों ने अति उत्तम 43.48% छात्रों ने उत्तम एवं 4.35% छात्रों ने संतोषप्रद अंक प्राप्त किए। इसका अर्थ है कि विद्यार्थी पुरतःकाल से संतुष्ट नहीं हैं अर्थात् 100% विद्यार्थी संतुष्ट रहे जा सकते हैं।

छात्रों का वीक्षित प्रयास

क्र.	पैरामीटर	आवृत्ति	प्रतिशत
1	अति उत्तम	01	4.35
2	उत्तम	11	47.83
3	संतोषप्रद	11	47.83
4	असंतोषप्रद	-	-

छात्रों का वीक्षित प्रयास के संबंध में 4.35% छात्रों ने अति उत्तम, 47.83% छात्रों ने उत्तम एवं 47.83% छात्रों ने संतोषप्रद उत्तर दिए। का कोई भी छात्र वीक्षित प्रयास से असंतुष्ट नहीं हुआ। 100% विद्यार्थी संतुष्ट रहे जा सकते हैं।

Table-08

प्रतिपुष्टि के लिए समय का प्रावधान

क्र.	पैरामीटर	आवृत्ति	प्रतिशत
1	अति उत्तम	11	-
2	उत्तम	15	65.22
3	संतोषप्रद	06	34.78
4	असंतोषप्रद	-	-

प्रतिपुष्टि के लिए प्रयत्न समय का प्रावधान के संबंध में 65.22% छात्रों ने उत्तम एवं 34.78% छात्रों ने संतोषप्रद उत्तर दिए। का कोई भी विद्यार्थी प्रतिपुष्टि से असंतुष्ट नहीं हुआ। 100% विद्यार्थी संतुष्ट रहे जा सकते हैं।

Table-09

समय आंकलन

क्र.	पैरामीटर	आवृत्ति	प्रतिशत
1	अति उत्तम	-	-
2	उत्तम	05	21.74
3	संतोषप्रद	18	78.26
4	असंतोषप्रद	-	-

समय आंकलन के संबंध में 21.74% छात्रों ने उत्तम एवं 78.26% छात्रों संतोषप्रद उत्तर दिए। का कोई भी विद्यार्थी समय आंकलन से असंतुष्ट नहीं हुआ। 100% विद्यार्थी संतुष्ट रहे जा सकते हैं।

क्र.सं.	वस्तु अर्था				अर्था				संतोषार्थ				असंतोषार्थ			
	ARP	DNK	BN	MP	ARP	DNK	BN	MP	ARP	DNK	BN	MP	ARP	DNK	BN	MP
1	F 12	11	13	10	03	04	01	05	00	-	08	08	-	-	-	-
	Y. 80	73	66	66	20	26	66	33	-	-	53	53	-	-	-	-
2	F 08	03	02	06	6	09	12	07	08	05	03	06	-	-	-	-
	Y. 53	20	13	40	66	80	46	53	33	20	40	-	-	-	-	-
3	F 06	05	02	04	05	06	06	09	12	04	06	10	-	-	-	-
	Y. 40	33	13	26	33	40	40	60	80	26	40	66	-	-	-	-
4	F 05	03	06	04	06	05	06	05	04	08	07	06	-	-	-	-
	Y. 53	13	20	26	20	33	40	33	26	53	46	40	-	-	-	-
5	F 08	05	03	04	04	06	09	12	07	06	06	05	-	-	-	-
	Y. 53	33	20	26	26	40	60	80	46	40	40	26	-	-	-	-
6	F 06	05	03	03	08	08	05	11	01	06	12	07	-	-	-	-
	Y. 40	33	20	20	53	53	33	73	66	40	80	46	-	-	-	-
7	F 03	02	06	07	08	09	10	09	06	08	06	03	-	-	-	-
	Y. 20	13	40	43	53	60	66	60	40	53	40	13	-	-	-	-
8	F 05	06	05	04	07	06	12	06	06	10	04	03	-	-	-	-
	Y. 33	40	33	26	46	40	80	40	40	66	26	13	-	-	-	-
9	F 08	07	08	06	05	04	03	06	05	05	09	09	-	-	-	-
	Y. 33	46	53	40	43	26	13	40	43	43	60	60	-	-	-	-
10	F															
	Y.															

ARP- प्रो. आशा खेडवाल

(1) शोभ आ.धार के संबंध में 801. धारों ने वस्तु अर्था एवं 201. धारों ने अर्था करा।

(2) समीक्षा अर्था के संबंध में 531. धारों ने वस्तु अर्था एवं 331. धारों ने अर्था अर्था 3.31. धारों ने संतोषार्थ करा।

(3) शिक्षक की लगनशीलता के संबंध में 401. धारों ने वस्तु अर्था 33.31. धारों ने अर्था एवं 26.671. धारों ने संतोषार्थ करा।

(4) शिक्षक द्वारा उत्पन्न की गई अकिस्मि के संबंध में 3331. धारों ने वस्तु अर्था, 401. धारों ने अर्था एवं 26.671. धारों ने संतोषार्थ करा।

- (5) विषयवस्तु को अन्य विषयों के पाठ्यक्रम से एकीकृत करने की उद्देश्य के संवेध में 53-34 धारों ने बहुत अच्छा, 26-67 धारों ने अच्छा एवं 201 धारों ने संतोषप्रद कहा।
- (6) विषयवस्तु को अन्य पाठ्यक्रमों से सम्बन्धित करने की योग्यता के संवेध में 40% धारों ने बहुत अच्छा-57-31 धारों ने अच्छा एवं 6-67 धारों ने संतोषप्रद कहा।
- (7) उष्ण में व उष्ण के नाहर शिक्षण की सुगमता के संवेध 201 धारों ने बहुत अच्छा- एवं 53-31 धारों ने अच्छा- 26-67 धारों ने संतोषप्रद कहा।
- (8) धारों का प्रत्यास करने के संवेध में 53-31 धारों ने बहुत अच्छा, 46-67 धारों ने अच्छा और 201 धारों ने संतोषप्रद कहा।
- (9) समग्र औद्योगिक संवेध में 53-31 धारों ने बहुत अच्छा 13-31 धारों ने अच्छा एवं 33-31 धारों ने संतोषप्रद कहा।

इच्छा को ही विद्यार्थी पाल में उन से ही प्राप्त कर सकते हैं।
 100% विद्यार्थी संतुष्ट रहे
 जा सकते हैं।

D.N.K. डॉ. डिक्टर नाथ 232

- (1) ज्ञान आधार के संवेध में 73-31 धारों ने अच्छा एवं 6-67 धारों ने संतोषप्रद कहा।
- (2) सामग्री देखना के संवेध में 201 धारों बहुत अच्छा एवं 60% धारों ने अच्छा और 201 धारों ने संतोषप्रद कहा।
- (3) शिक्षण की कारगरिता के संवेध में 33-31 धारों ने बहुत अच्छा, 40% धारों अच्छा एवं 26-67 धारों ने संतोषप्रद कहा।
- (4) शिक्षण कार्य उत्पन्न की गई अकिञ्चि के संवेध में 73-31 धारों ने बहुत अच्छा, 33-31 धारों ने अच्छा एवं 53-31 धारों ने संतोषप्रद कहा।
- (5) विषयवस्तु को अन्य विषयों के साथ एकीकृत करने की उद्देश्य के संवेध में 33-31 धारों ने बहुत अच्छा एवं 40% धारों ने अच्छा एवं 26-67 धारों ने संतोषप्रद कहा।

- ⑥ विषयवस्तु के अन्य साधनों के साथ समन्वित करने की योग्यता के संबंध में 6.67% छात्रों ने बहुत अच्छा, 53.37% छात्रों ने अच्छा एवं 40% छात्रों ने संतोषप्रद कहा।
- ⑦ उद्यान के उद्यान बाहर शिक्षक की सुगमता के संबंध में 13.37% छात्रों ने बहुत अच्छा, 60% छात्रों ने अच्छा एवं 26.67% छात्रों संतोषप्रद कहा।
- ⑧ छात्रों का प्रलोचना करने की दृष्टि से संबंध में 13.37% छात्रों ने बहुत अच्छा, 40% छात्रों ने अच्छा एवं 46.67% छात्रों संतोषप्रद कहा।
- ⑨ समग्र आंदोलन के संबंध में 46.67% छात्रों ने बहुत अच्छा, 20% छात्रों ने अच्छा-~~बहुत~~ छात्रों ने अच्छा संतोषप्रद कहा।
 ध्यान का अर्थ की विद्यार्थी 2 घंटे तक से अधिक नहीं है कक्षा 100% विद्यार्थी संतुष्ट- अज्ञान कहते हैं।

B.N. - डॉ. वनसा नुरुधी

- ① ज्ञान आधार के संबंध में 86.67% छात्रों ने बहुत अच्छा- 6.67% छात्रों ने अच्छा एवं 6.67% छात्रों ने संतोषप्रद कहा।
- ② सम्प्रेषण दक्षता के संबंध में 13% छात्रों ने बहुत अच्छा, 80% छात्रों ने अच्छा एवं 6.67% छात्रों ने संतोषप्रद कहा।
- ③ शिक्षक की लगन वीरता के संबंध में 13.37% छात्रों ने बहुत अच्छा, 40% छात्रों ने अच्छा एवं 46.67% छात्रों ने संतोषप्रद कहा।
- ④ शिक्षक द्वारा उत्पन्न की गई कक्षा कृति के संबंध में 20% छात्रों ने बहुत अच्छा, 33.37% छात्रों ने अच्छा एवं 46.67% छात्रों संतोषप्रद कहा।
- ⑤ विषय वस्तु के वातावरण/अन्य विषयों के साथ स्वीकृत करने की दक्षता के संबंध में 60% छात्रों ने बहुत अच्छा एवं 40% छात्रों ने संतोषप्रद कहा।
- ⑥ विषय वस्तु के अन्य साधनों के समन्वित करने की योग्यता के संबंध में 26.67% छात्रों ने बहुत अच्छा, 33.37% छात्रों अच्छा एवं 40% छात्रों ने संतोषप्रद कहा।

(५) उष्ण क्षेत्रों के लिए शिक्षा की सुविधा के संबंध में ५०% छात्रों ने बहुत अच्छा, २६.६७% छात्रों ने अच्छा एवं ३३.३३% छात्रों ने संतोषप्रद कहा।

(६) छात्रों की बुद्धिमत्ता के संबंध में ३३.३३% छात्रों ने बहुत अच्छा, २६.६७% छात्रों ने अच्छा एवं ४०% छात्रों ने संतोषप्रद कहा।

(७) सामग्री आउटलन के संबंध में ३३.३३% छात्रों ने बहुत अच्छा एवं ६६.६७% छात्रों ने अच्छा एवं ५०% छात्रों ने संतोषप्रद कहा।

उष्ण का कोई भी विद्यार्थी खुद ही में उच्च से असंतुष्ट नहीं है, अर्थात् १००% विद्यार्थी संतुष्ट रहे जा सकते हैं।

वि.प. मनोज पट्टा

(१) ज्ञान आधार के संबंध में ६६.६७% छात्रों ने बहुत अच्छा, ३३.३३% छात्रों ने अच्छा कहा।

(२) सम्प्रेषण क्षमता के संबंध में ५०% छात्रों ने बहुत अच्छा, ५६.६७% छात्रों ने अच्छा एवं १३.३३% छात्रों ने संतोषप्रद कहा।

(३) शिक्षक की लगनशीलता के संबंध में २६.६७% छात्रों ने बहुत अच्छा, ६०% छात्रों ने अच्छा एवं १३.३३% छात्रों ने संतोषप्रद कहा।

(४) शिक्षक द्वारा उपलब्ध की गई प्रतिक्रिया के संबंध में २६.६७% छात्रों ने बहुत अच्छा, ३३.३३% छात्रों ने अच्छा एवं ५०% छात्रों ने संतोषप्रद कहा।

(५) विषय वस्तु को अन्य पाठ्यक्रमों के साथ एकीकृत करने की प्रवृत्ति के संबंध में २६.६७% छात्रों ने बहुत अच्छा, ५०% छात्रों ने अच्छा एवं ५०% छात्रों ने संतोषप्रद कहा।

(६) विषय को अन्य पाठ्यक्रमों से सम्बन्धित करने के संबंध में २०% छात्रों ने बहुत अच्छा, ५०% छात्रों ने अच्छा एवं ५०% छात्रों ने संतोषप्रद कहा।

(७) उष्ण क्षेत्रों के लिए शिक्षा की सुविधा के संबंध में ६०% छात्रों ने बहुत अच्छा, ६०% छात्रों ने अच्छा एवं २०% छात्रों ने संतोषप्रद कहा।

(८) छात्रों की श्रद्धाओं के संबंध में उष्ण छात्रों ने बहुत अच्छा, ३३.३३% छात्रों ने अच्छा एवं ३३.३३% छात्रों ने संतोषप्रद कहा।

(९) सामग्री आउटलन के संबंध में ५०% छात्रों ने बहुत अच्छा, २०% छात्रों ने अच्छा एवं ५०% छात्रों ने संतोषप्रद कहा।

उष्ण का कोई भी विद्यार्थी पर्याप्त रूप से असंतुष्ट नहीं है अर्थात् १००% विद्यार्थी संतुष्ट रहे जा सकते हैं।

क्र.सं.	परतन से उमर				परतन				अपरतन				इसके अंतर्गत जा सक्ता			
	ARP	DNK	BN	MP	ARP	DNK	BN	MP	ARP	DNK	BN	MP	ARP	DNK	BN	MP
1	F 15	14	14	15	01	04	08	10	-	-	-	-	-	-	-	-
क्र.सं.	93.75	87.5	87.5	93.75	6.25	25	50	62.5	-	-	-	-	-	-	-	-
2	F 16	16	16	16												
क्र.सं.	100	100	100	100												
3	F 16	16	16	16												
क्र.सं.	100	100	100	100												
4	F 16	16	16	16												
क्र.सं.	100	100	100	100												
5	F 16	16	16	16												
क्र.सं.	100	100	100	100												
6	F 16	16	16	16												
क्र.सं.	100	100	100	100												
7	F 16	16	16	16												
क्र.सं.	100	100	100	100												
8	F 16	16	16	16												
क्र.सं.	100	100	100	100												
9	F 16	16	14	15	-	-	02	01								
क्र.सं.	100	100	87.5	93.75	-	-	12.5	1.25	-	-	-	-	-	-	-	-
10	F -	-	-	-	-	-	-	-	-	-	-	-	16	16	16	16
क्र.सं.	-	-	-	-	-	-	-	-	-	-	-	-	100	100	100	100

ARP - प्रो. आकाश कपेन्द्र पाल

- (1) पाठ्यक्रम से लाफान्वित टेलु आण्ड डी प्रोफेसरों के संकेत 93.75% छात्रों ने उपरि संकेतों एवं 6.25% छात्रों ने परतन से।
- (2) पाठ्यक्रम से उपरि के संकेत 100% छात्रों ने सहा
- (3) निष्कारण-कल्याण लाभ के संकेतों 100% छात्रों ने सहा
- (4) कक्षा के लिए शिक्षक की ने अभी के संकेतों में 100% छात्रों ने पूरी समझ
- (5) परामर्श करने में शिक्षक के संकेतों में 100% छात्रों सहा
- (6) 100% छात्रों शिक्षक को शिक्षक करा

- 8) शिक्षक के साथ व्यक्तिगत संवाद के संकंध में 100% धारों ने ही छोटे समूहों में कार्य के संकंध में 100% धारों ने ही कर
- 9) क्षमिक-विशेषज्ञ विशेषज्ञों को शिक्षक शिक्षा के संकंध में 100% धारों ने ही कर
- 10) क्षमिक-प्रयोग शालाएँ एवं केन्द्र/अल्प वि. वि. के समूह शिक्षा के संकंध में 100% धारों ने ही कर

D.N.K - डॉ. डिवरनाथ खुटे

- 1) पाठ्यक्रम से लोकान्वित होने के संकंध में 87.5% धारों पर्यंत से ज्यादा एवं 12.5% धारों के पर्यंत कर
- 2) पाठ्यक्रम से लोकान्वित के संकंध में 100% धारों ने सहित कर
- 3) निवारित-अध्ययन सामग्री के संकंध में 100% धारों ने सहित कर
- 4) उच्च के लिए शिक्षक की तैयारी के संकंध में 100% धारों ने पूर्ण रूप से कर
- 5) परामर्श करने के संकंध में 100% धारों ने सहित कर
- 6) 100% धारों के शिक्षक को शिक्षित कर
- 7) शिक्षक की साथ व्यक्तिगत संवाद के संकंध में 100% धारों ने ही कर
- 8) छोटे समूहों में कार्य के संकंध में 100% धारों ने ही कर
- 9) क्षमिक-विशेषज्ञ के संकंध में 100% धारों ने ही कर
- 10) क्षमिक-प्रयोग शालाएँ एवं केन्द्र/अल्प वि. वि. के समूह के संकंध में 100% धारों ने ही कर

B.N. डॉ. सलो खुटे


- 1) पाठ्यक्रम से लोकान्वित के संकंध में 75% धारों के पर्यंत से ज्यादा एवं 25% धारों के पर्यंत कर
- 2) पाठ्यक्रम से लोकान्वित के संकंध में 100% धारों ने सहित कर
- 3) निवारित-अध्ययन सामग्री प्राप्त करने के संकंध में 100% धारों के सहित कर
- 4) उच्च के लिए शिक्षक की तैयारी के संकंध में 100% धारों सहित कर
- 5) परामर्श करने के संकंध में 100% धारों ने सहित कर
- 6) 100% धारों के शिक्षक को शिक्षित कर

- 7) शिक्षक के साथ व्यवसाय सेवा के संबंध में 100% धारा
हैं।
- 8) समूहों में यदि उसे के संबंध में 100% धारा में हैं।
- 9) अधिष्ठ-निरोध के संबंध में 87.5% धारा में हैं एवं
12.5% धारा में कमी उधार है।
- 10) कारखाने / अन्य वि. वि. के काम के संबंध में 100%
धारा में नहीं है।

100% क्षी मनोज पांडा

- 1) पाठ्यपुस्तक से लाया गिरा होने के संबंध में 62.5% विद्यार्थी
ने प्रतिशत के आधार पर 37.5% धारा में प्रतिशत है।
- 2) पाठ्यपुस्तक से उधार के संबंध में 100% धारा में प्रतिशत है।
- 3) विद्यार्थी-कल्याण सामग्री के संबंध में 100% धारा में प्रतिशत
है।
- 4) परामर्श उसे के संबंध में 100% धारा में प्रतिशत है।
- 5) 100% धारा में शिक्षक को शिक्षा है।
- 6) शिक्षक के साथ व्यवसाय सेवा के संबंध में 100% धारा में प्रतिशत
है।
- 7) शिक्षक को कमी की नौधारी के संबंध में 100% धारा में
प्रतिशत है।
- 8) समूहों में यदि उसे के संबंध में 100% धारा में हैं।
- 9) अधिष्ठ-निरोध के संबंध में 93.75% धारा में प्रतिशत
के आधार पर 6.25% धारा में प्रतिशत है।
- 10) कारखाने / अन्य वि. वि. के काम के संबंध में 100%
धारा में नहीं है।

Achari Poken Report - The overall Report (Score) given
by the student was circulated among the faculty
members. It was requested that the students be
motivated for extra-curricular activities too.


School of Studies in History
P. Ravishankar Shukla University
Raipur, C. S. - 492015

शिक्षकों के लिए विद्यार्थियों द्वारा दी जाने वाली प्रतिक्रिया (फीडबैक)

पं. रविशंकर शुक्ल विश्वविद्यालय, रायपुर

2017-2018

कुल छात्र संख्या(फीडबैक) = 37

शिक्षक का नाम	1	2	3	4	5	6	7	8	9	10	कुल
	शिक्षक का ज्ञान आधार (जैसा आपने देखा)	संचार कौशल (उच्चारण एवं बोधगम्यता के संदर्भ में)	शिक्षक की लगनशीलता प्रतिबद्धता	शिक्षक द्वारा छात्रों में अध्ययन के प्रति रुचि उत्पन्न करना।	विषयवस्तु को वातावरण एवं समाज के साथ जोड़ने की योग्यता	विषयवस्तु को अन्य पाठ्यक्रम सं सम्बन्धित करने की योग्यता।	कक्षा में तथा कक्षा के बाहर शिक्षक छात्रों की पहुंच (जिसके अंतर्गत शिक्षक छात्रों से बाहर अतिरिक्त अध्ययन तथा विचार विमर्श के लिए प्रेरित करने के लिए उपलब्ध मूल्यांकन करने की दृष्टि से शिक्षक प्रश्नपत्र/परीक्षण/कार्यवाहक प्रश्नपत्रों को प्रतिक्रिया देने के लिए या उनका प्रगति बताने हेतु शिक्षक के पास समय की उपलब्धता	कुल मूल्यांकन कर मूल्यांकन			कुल
प्रोफे. माया वर्मा	3.78	3.63	3.56	3.48	3.29	3.51	3.40	3.54	3.49	2.32	34.00
डॉ. संतुराम कश्यप	3.70	3.62	3.51	3.56	3.32	3.35	3.40	3.45	3.45	2.24	33.60
डॉ. हरीश कुमार साहू	3.72	3.59	3.54	3.50	3.21	3.51	3.40	3.50	3.45	2.43	33.85
	3.73	3.61	3.53	3.51	3.27	3.45	3.40	3.49	3.46		

4.00 - 3.00 = बहुत अच्छा, 3.00 - 2.00 = अच्छा, 2.00 - 1.50 = संतोषप्रद

19/10/2018
HEAD
608 IN LIBRARY &
INFORMATION SCIENCE
PT. RAVISHANKAR SHUKL
UNIVERSITY, RAIPUR (C.O.)

सत्र 2017-18 में शिक्षकों के लिए विद्यार्थियों द्वारा दी जाने वाली प्रतिक्रिया (फीडबैक) का उल्लेख निम्नानुसार है, प्रो-माया वर्मा का शिक्षक का ज्ञान माधाए, संवाए कौशल, लगनशीलता एवं विषय वस्तु को आसानी से समझाने एवं समाज के भाव जोड़ने की योग्यता एवं पाठ्यक्रम समन्वित करने की योग्यता को मूल्या बताया है। डॉ एम. मा. कश्यप का ज्ञान माधाए, संवाए कौशल, विद्यार्थियों को प्रतिक्रिया देने को मूल्या बताया गया है, रवीश कुमार में डॉ. हरीश कुमार का ज्ञान माधाए, संवाए कौशल, लगनशीलता एवं मूल्यांकन करने की दृष्टि को मूल्या बताया है।
इस प्रकार तीनों शिक्षकों के मूल्यांकन से स्पष्ट है कि शिक्षकों द्वारा छात्रों में संवाए कौशल एवं छात्रों में महत्त्वपूर्ण वैशेषिकी उत्पन्न करने का ज्ञान-दाताओं ने मूल्या बताया है।

~~Prerna~~

~~Prerna~~

HEAD
SOS IN LIBRARY &
INFORMATION SCIENCE
DR. RAVISHANKAR SHUKLA
UNIVERSITY, RAIPUR (C.G.)

पाठ्यक्रम के लिए विद्यार्थियों द्वारा दी जाने वाली प्रतिक्रिया (फीडबैक)

पं. रविशंकर शुक्ल विश्वविद्यालय, रायपुर

Course/Program- B.Lib.I.Sc/M.Lib.I.Sc./M.Phil/Ph.D

2017-2018

कुल छात्र संख्या(फीडबैक) = 37

	1	2	3	4	5	6	7	8
PARAMETERS	पाठ्यक्रम विषयवस्तु की गहनता	पाठ्यक्रम कितना पूरा हुआ	वास्तविक जीवन परिस्थिति में पाठ्यक्रम कितना उपयोगी है।	अधियम मूल्य (ज्ञान/सम्पत्त्य/हस्त/कौशल/विशेषण योग्यता इत्यादि)	पाठ्यनीय सामग्री की स्पष्टता एवं प्रासंगिकता	अतिरिक्त स्रोत सामग्री की प्रासंगिकता(पुस्तकालय)	छात्रों का वाछित प्रयास का स्तर	कुल मिला जुला कर रेटिंग
1	3.51	3.13	3.59	2.94	3.32	3.19	3.16	2.59

V Good = 4, Good = 3, Satisfactory = 2, Unsatisfactory = 1.5

Mema

Mema
HEKD
BOS IN LIBRARY &
INFORMATION SCIENCE
PT. RAVISHANKAR SHUKL
UNIVERSITY, RAIPUR (C.O.)

सत्र 2017-18 में पाठ्यक्रम से संबंधित बात-बातों के फीडबैक से स्पष्ट है कि पाठ्यक्रम की विषय-वस्तु में गहनता, वास्तविक जीवन में पाठ्यक्रम की उपयोगिता, माध्यमों की व्यवस्था को छात्र-दाताओं अलावा सराफा गया है। साथ ही छात्र-दाताओं का वांछित अंश का स्तर को भी मूल्यांकन किया गया है।

Mema

ACTION TAKEN REPORT

The overall score given by students to the Faculty was circulated among the faculty members including adhoc members with the request for improvement in teaching.

Mema

Mema

HEAD
SoS IN LIBRARY &
INFORMATION SCIENCE
DR. RAVISHANKAR SHUKLA
UNIVERSITY, RAIPUR (C. O.)

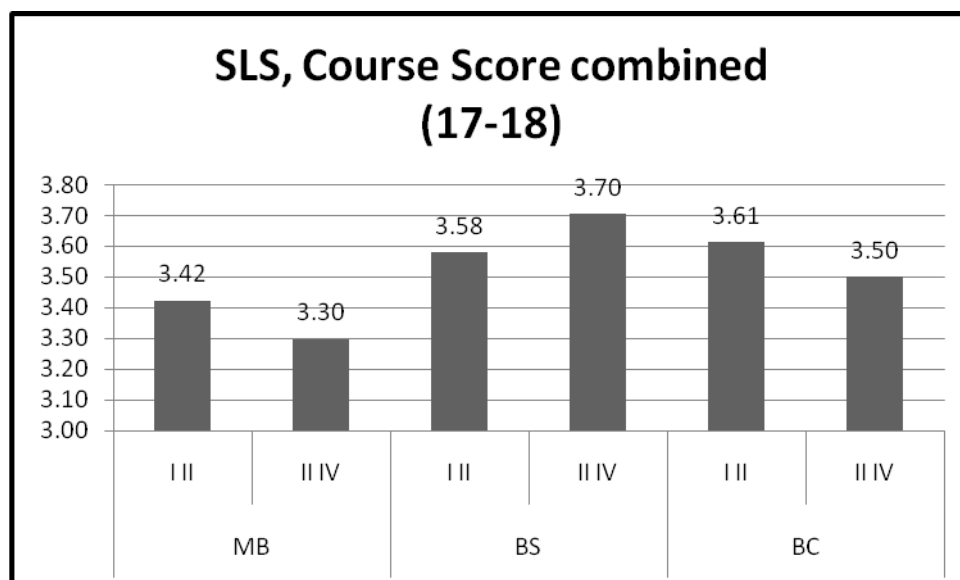
SOS IN LIFESCIENCES

STUDENT FEEDBACK 2017-18

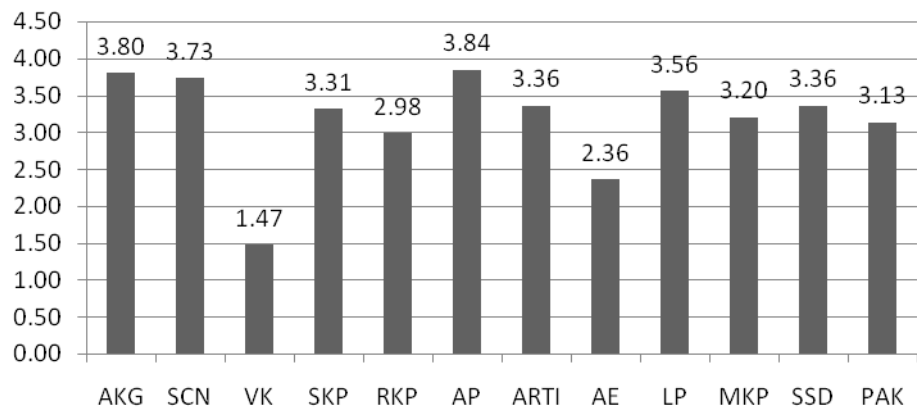
Abbreviations used

NAMES OF FACULTY			
AKP	Prof. AK Pati	ARTI	Dr. Arti Parganiha ,Assoc.Prof.
AKG	Prof. AK Gupta	AE	Dr. Amia Ekka, Asst.Prof.
SCN	Prof. SC Naithani	LP	Mr. Labya Prabhas, Asst. Prof.
VK	Prof. V.Koche	PAK	Mr. Pervez Ahmed Khan
SKP	Prof. SK Prasad		
RKP	Prof. RK Pradhan		
AP	Prof. Aditi N.Poddar		

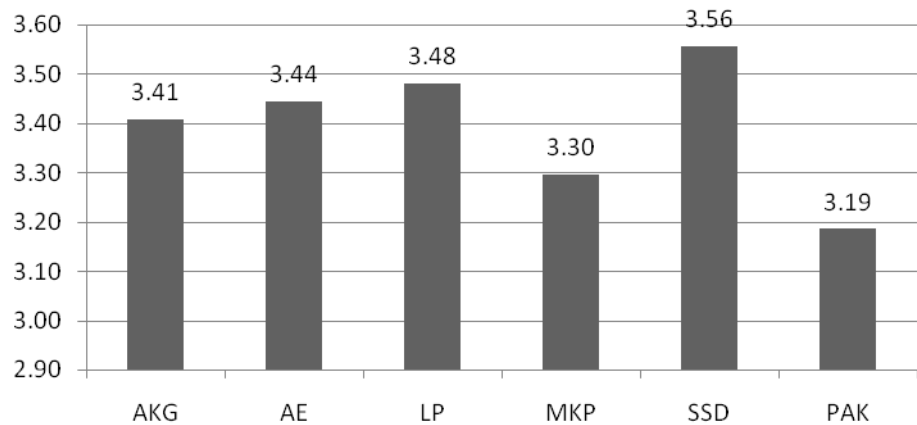
SCORING			
4	3	2	1
A	B	C	D
Very good	Good	Satisfactory	Unsatisfactory

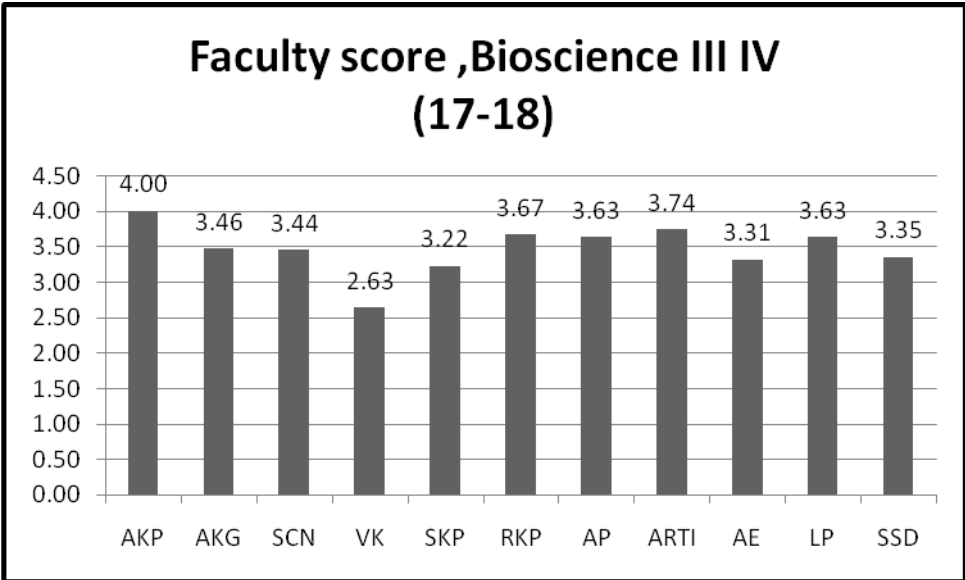
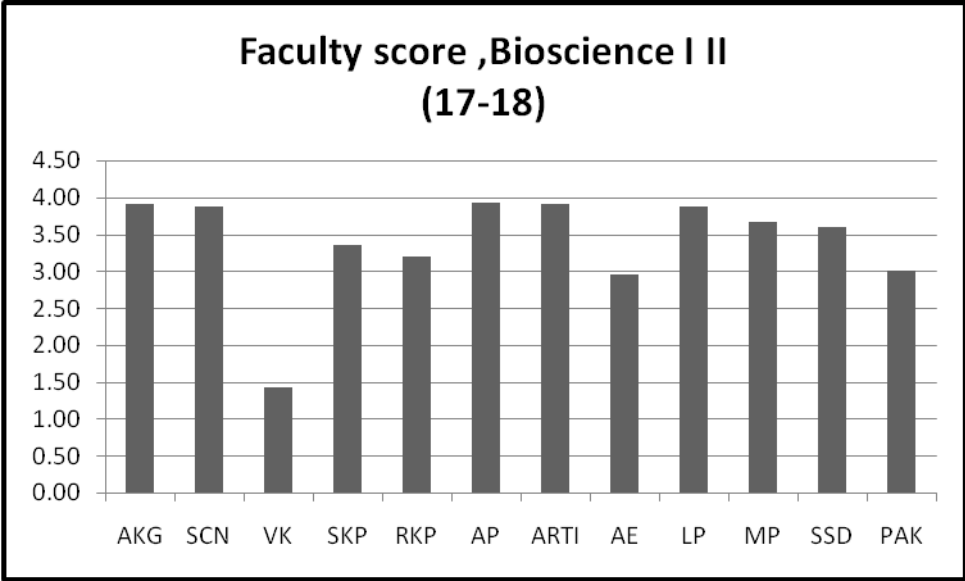


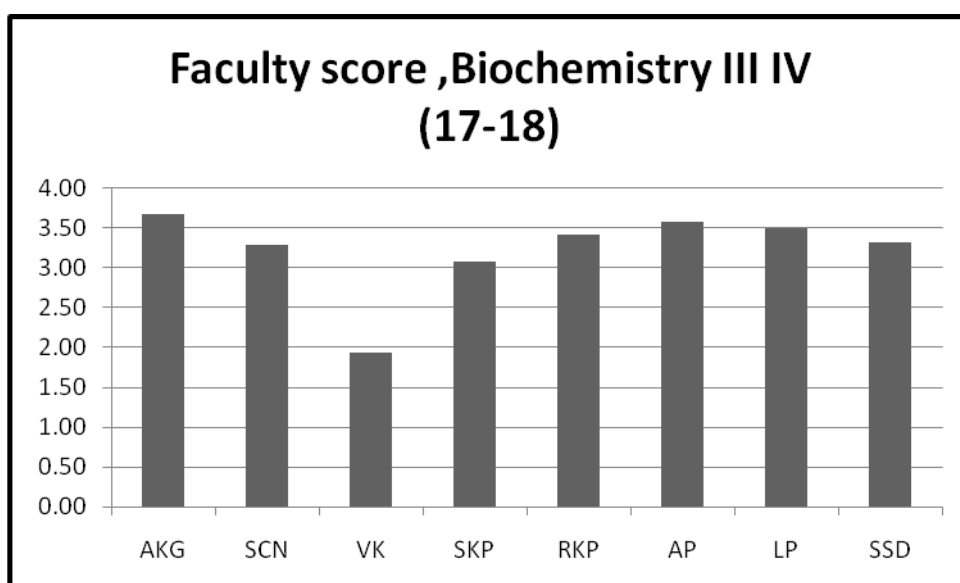
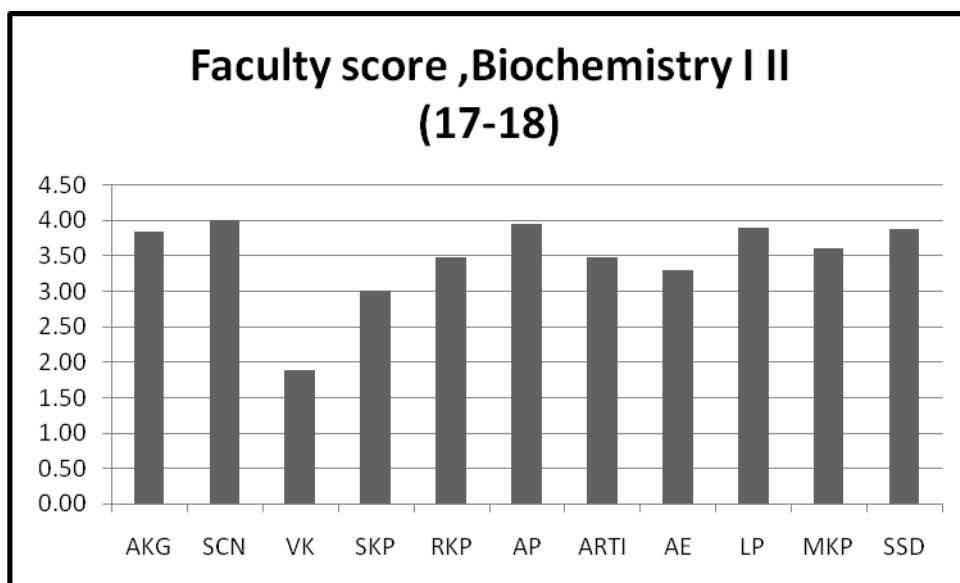
**Faculty score ,Microbiology I II
(17-18)**



**Faculty score ,Microbiology III IV
(17-18)**







ACTION TAKEN REPORT

The overall score given by students to the faculty was circulated among the faculty members with the request for improvement in teaching.

Aditi Niyogi Poddar
Professor in charge
Student feedback, SLS

SOS IN LITERATURE & LANGUSGES

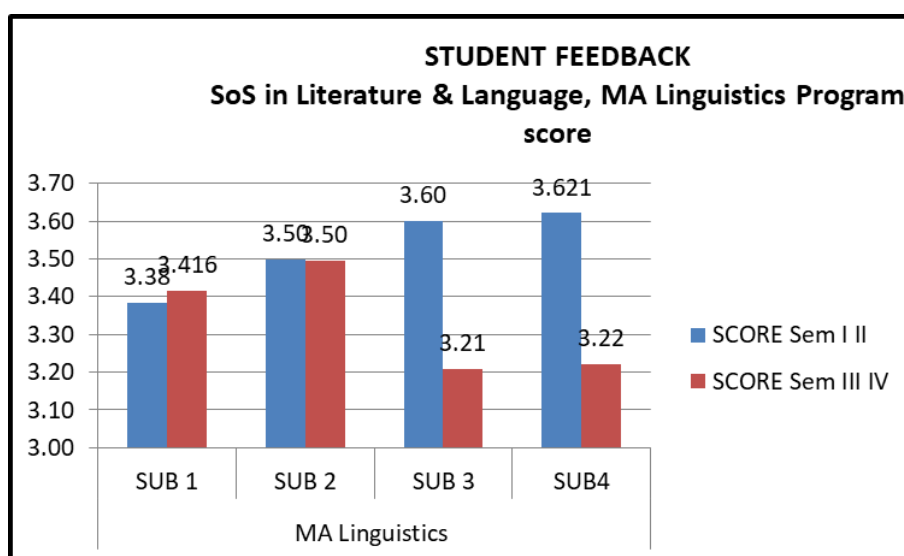
STUDENT FEEDBACK 2017-'18

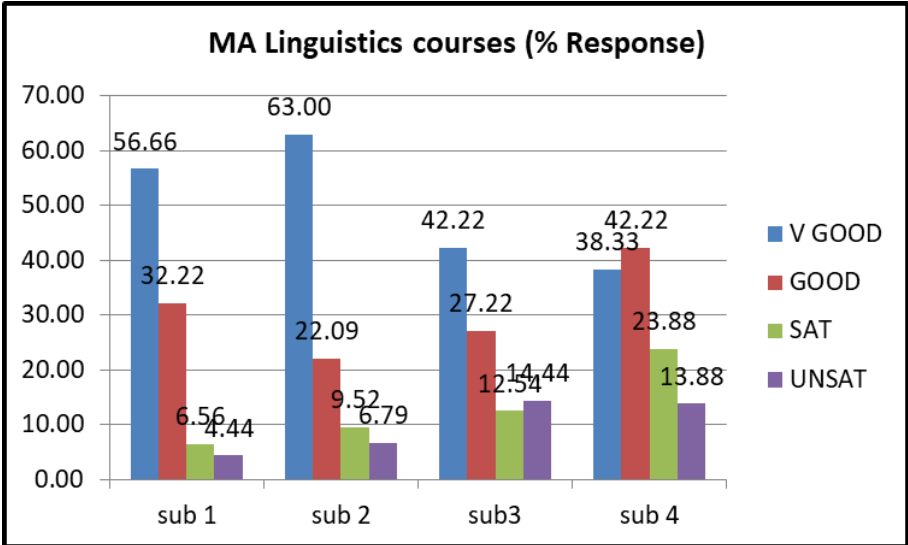


Abbreviations used


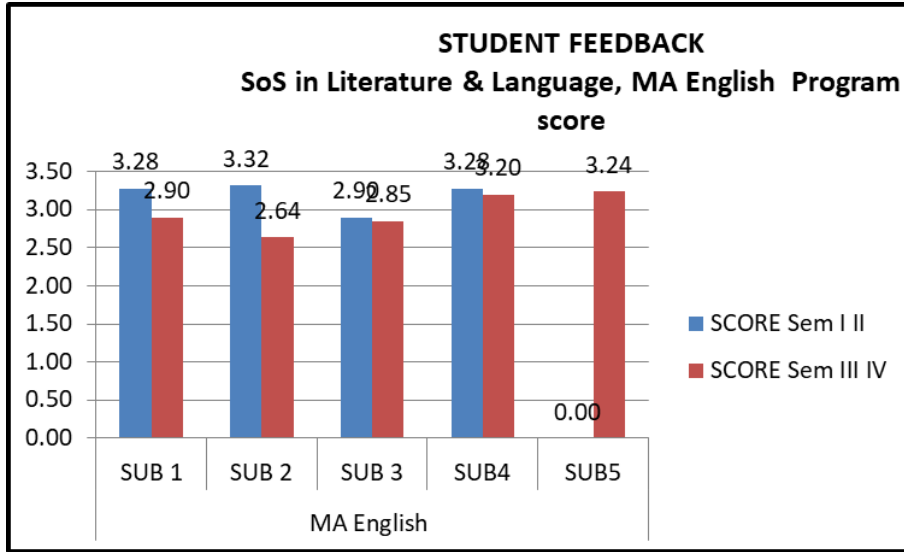
NAMES OF FACULTY			
1	Prof. Keshari Lal Verma	8	Dr. Mrinalini Karmoker
2	Dr. Vyas Narayan Dubey	9	Dr. Smita Sharma
3	Prof. Shail Sharma	10	Dr. Arti Pathak
4	Dr. Madhulata Bara	11	Dr. Kaustubh Mani Dwivedi
5	Dr. Savita Singh	12	Dr. Girajashakar Gutam
6	Dr. Harsh Sharma	13	Mrs. Sonal Mishra
7	Dr. Basumati Nadig	14	Dr. Saroj Chakradhar

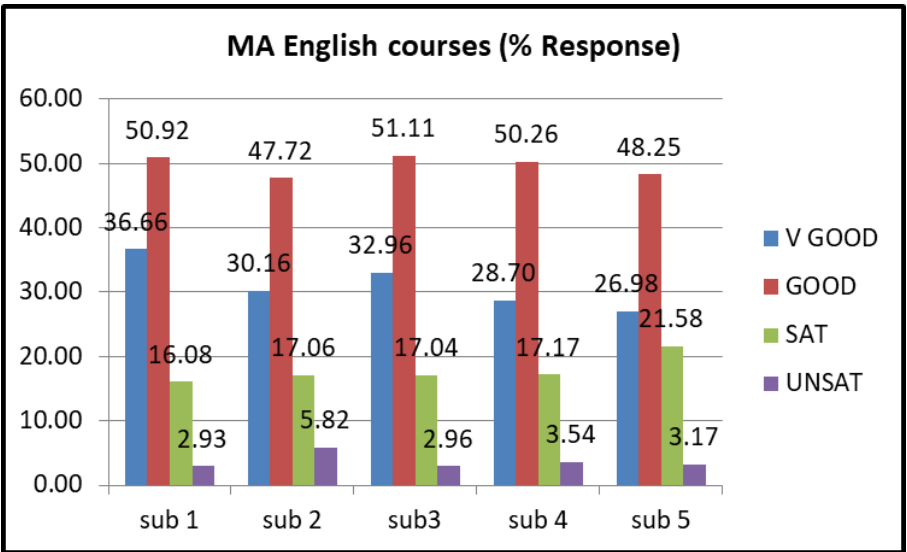

SCORING			
4	3	2	1
A	B	C	D
Very good	Good	Satisfactory	Unsatisfactory


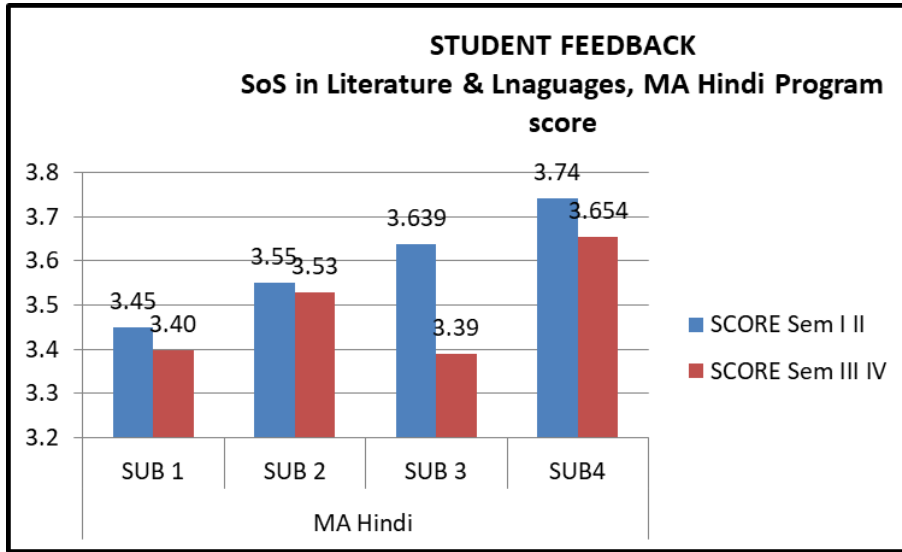
No. of students participating –MA Linguistics (07); MA Hindi (16);MA English (51);
MA Chhattisgarhi (69) = Total 146;Total faculty members[Permanent(04) & Guest
Faculty (10)]=14

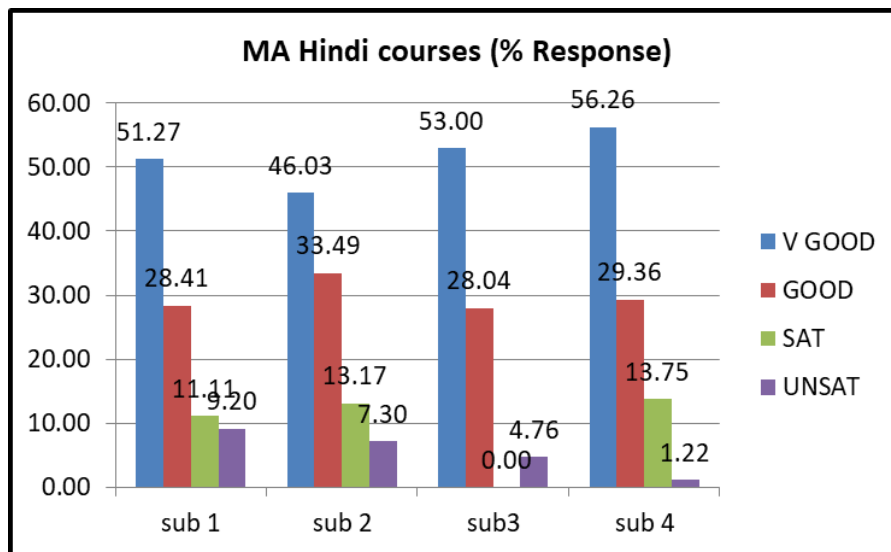
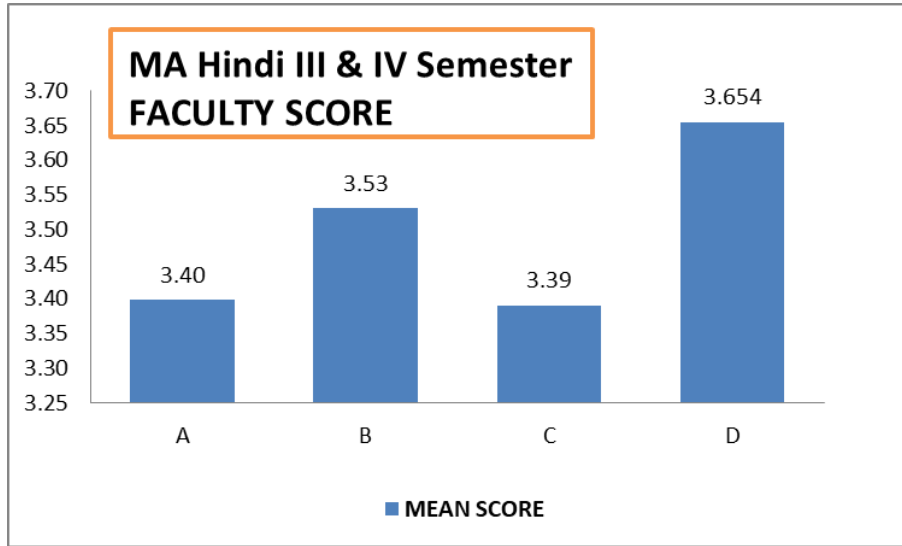


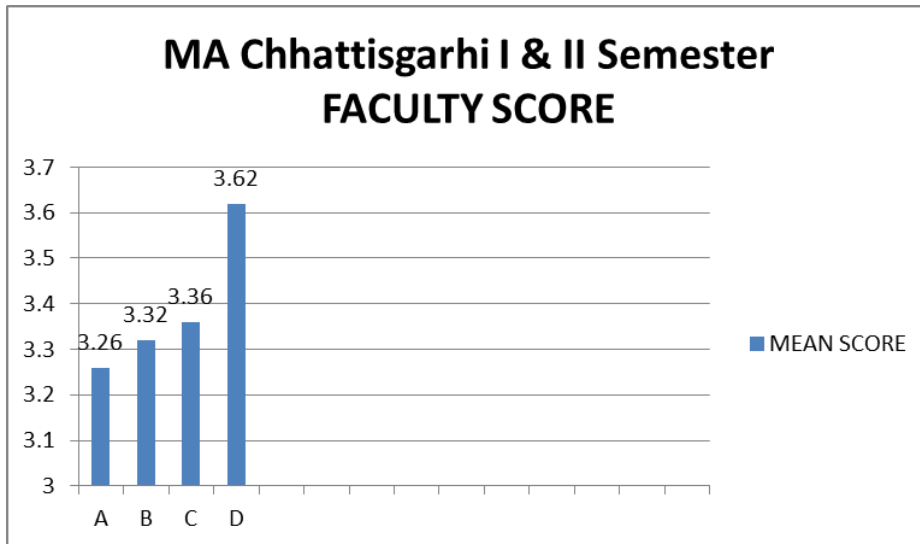
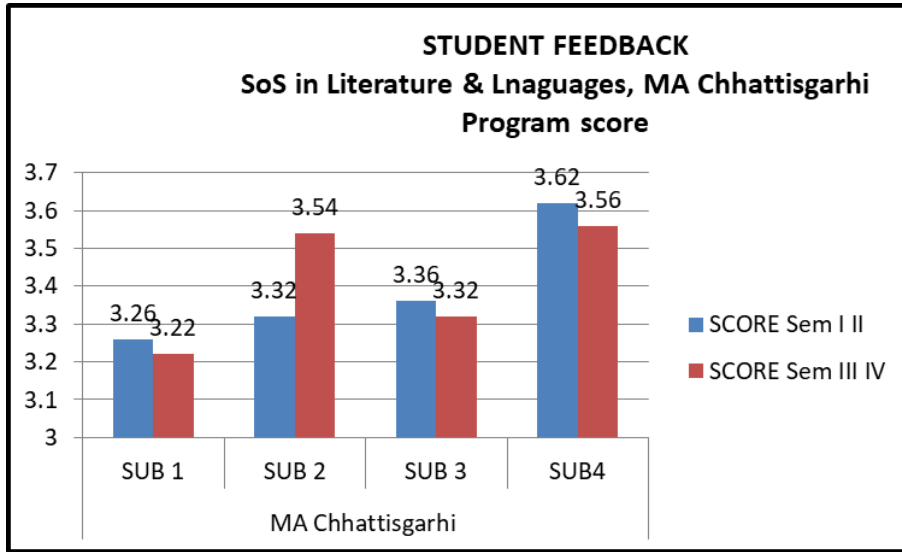


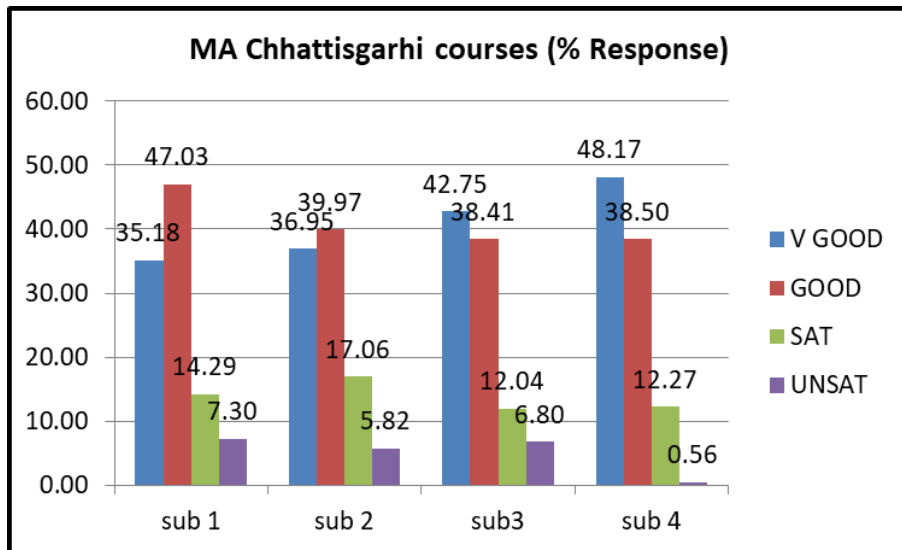
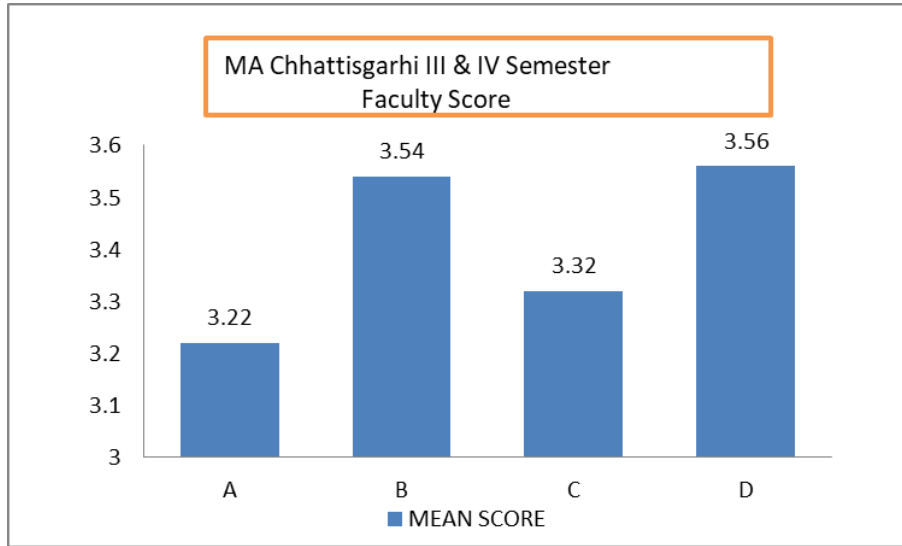












PERCENT RESPONSE TO FACULTY

MA. Linguistics I, II semester

FACULTY	VGOOD	GOOD	SAT	UNSAT
A	46.66	31.11	13.11	8.88
B	57.77	24.44	11.11	6.66
C	55.55	28.88	8.88	6.66
D	71.11	17.77	8.88	0

MA Linguistics III, IV semester

FACULTY	VGOOD	GOOD	SAT	UNSAT
A	66.66	33.33	0.00	0
B	69.84	17.46	7.93	4.70
C	33.33	27.77	16.66	22.22
D	5.55	66.66	38.88	27.77

MA English I, II semester

FACULTY	VGOOD	GOOD	SAT	UNSAT
A	37.77	48.88	11.85	1.11
B	31.11	48.14	16.66	3.70
C	32.59	50.37	12.96	4.07
E	30.74	52.59	13.33	2.96

MA English III,IV semester

FACULTY	VGOOD	GOOD	SAT	UNSAT
A	35.55	52.96	20.31	4.76
B	29.20	47.30	20.31	6.66
C	33.33	51.85	21.11	1.85
D	26.66	47.93	21.00	4.12
E	26.98	48.25	21.58	3.17

MA Hindi I, II semester

FACULTY	VGOOD	GOOD	SAT	UNSAT
A	53.33	26.66	11.11	8.88
B	55.55	28.88	8.88	6.66
C	56.79	25.92	16.04	0
D	61.72	22.22	14.81	2.46

MA Hindi III, IV semester

FACULTY	VGOOD	GOOD	SAT	UNSAT
A	49.20	30.15	11.11	9.52
B	36.50	38.09	17.46	7.93
C	49.20	30.15	11.11	9.52
D	50.79	36.50	12.69	0

MA Chhattisgarhi I, II semester

FACULTY	VGOOD	GOOD	SAT	UNSAT
A	35.18	47.03	11.11	6.66
B	37.40	41.85	16.66	3.70
C	36.29	46.66	12.96	4.07
D	45.55	41.11	11.85	1.11

MA Chhattisgarhi III, IV semester

FACULTY	VGOOD	GOOD	SAT	UNSAT
A	26.66	47.93	21.00	4.12
B	29.20	47.30	20.31	6.66
C	26.98	44.44	18.09	1.58
D	31.42	44.44	20.31	4.76
F	39.68	39.68	12.69	7.93

ACTION TAKEN REPORT

The overall score given by students to the faculty was circulated among the faculty members including Guest members with the request for improvement in teaching.

Prof. Shail Sharma
Head & Professor in charge
Student feedback, SoS Literature & Language

Feedback of MBA Batch 2017-19

Extent of Courage of Course

		Frequency	Percent
Valid	Very Good	18	47.37
	Good	12	31.58
	Satisfactory	08	21.05
Total		38	100.0

Applicability / relevance to real life situations

		Frequency	Percent
Valid	Very Good	10	26.32
	Good	13	34.21
	Satisfactory	15	39.47
Total		38	100.0

Learning Value (in terms of knowledge, concepts, manual skills, analytical abilities & broadcasting)

		Frequency	Percent
Valid	Very Good	16	42.11
	Good	15	39.47
	Satisfactory	07	18.42
	Unsatisfactory	0	0
Total		38	100.0

Clarity & relevance of textual reading material

		Frequency	Percent
Valid	Very Good	8	21.05
	Good	12	31.58
	Satisfactory	18	47.37
Total		38	100.0

Relevance of additional source material (Library)

		Frequency	Percent
Valid	Very Good	10	26.32
	Good	13	34.21
	Satisfactory	15	39.47
Total		38	100.0

Extent of effort required by students

		Frequency	Percent
Valid	Very Good	10	26.32
	Good	12	31.58
	Satisfactory	16	42.11
Total		38	100.0

Overall rating

		Frequency	Percent
Valid	Very Good	16	42.10
	Good	10	26.32
	Satisfactory	12	31.58
Total		38	100.0

Total Frequency

		Frequency	Percent
Valid	Very Good	8	22.85
	Good	5	14.29
	Satisfactory	22	62.85
Total		35	100.0

Response

		Frequency	Percent
Valid	Very Good	7	20.00
	Good	11	31.43

Depth of course content including Project work, if any

		Frequency	Percent
Valid	Very Good	18	47.37

Action taken Report

Summer Training and Industry based project report presentation were made compulsory for all students.

3. Case Analysis were included in each paper for better learning and application.

SoS in Mathematics, PRSU, Raipur (C.G.)
STUDENT FEEDBACK ANALYSIS REPORT (2017-18)

SCALE USED	4	3	2	1
	A	B	C	D
	Very Good	Good	Satisfactory	Unatisfactory

AVREVIATIONS USED

MSc (P)	MSc Previous (Sem I/II)
MSc (F)	MSc Previous (Sem III/IV)
HKP	Prof. H.K. Pathak
BST	Dr. B.S. Thakur
DT	Dr. Dipti Thakur
MYR	Dr. M.R Yaday
MPG	Mayur Puri Goswami

Action taken report

Remarks

The overall score given by students to the faculty was circulated among the faculty members with request for improvement in teaching.


HEAD

School of Studies in Mathematics
 Pt. Ravishankar Shukla University
 RAIPUR (C.G.) 492 010

**STUDENT PERCENT RESPONSE FOR FACULTY
MATHEMATICS SEMESTER I/II**


Name	Very Good	Good	Satisfactory	Unsatisfactory
Prof. H.K. Pathak	60	30	8.67	1.34
Dr. B.S. Thakur	66.67	28	4.67	0.67
Dr. Dipti Thakur	59	31	8.67	1.34
Dr. M.R Yaday	61	29	7.67	1.34
Mayur Puri Goswami	54.67	31.33	12.67	1.33

**STUDENT PERCENT RESPONSE FOR FACULTY
MATHEMATICS SEMESTER III/IV**

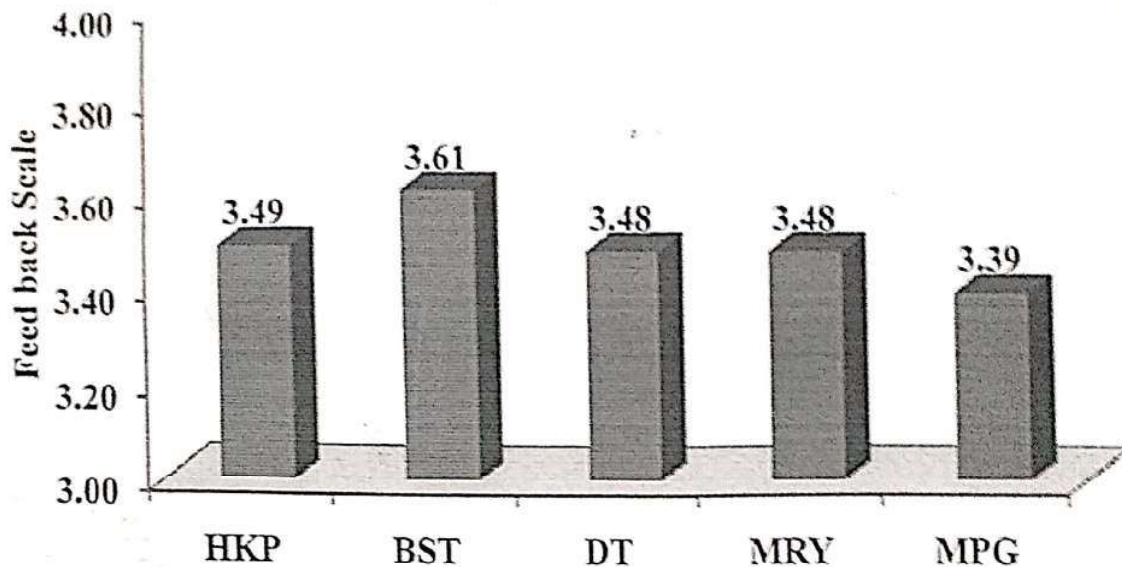
Name	Very Good	Good	Satisfactory	Unsatisfactory
Dr. M.R Yaday	6.67	51.33	38.67	3.33
Mayur Puri Goswami	7.33	44	46	2.67
Dipti Thakur	6.6	54	36	3.3

**STUDENT PERCENT RESPONSE FOR FACULTY
MATHEMATICS**

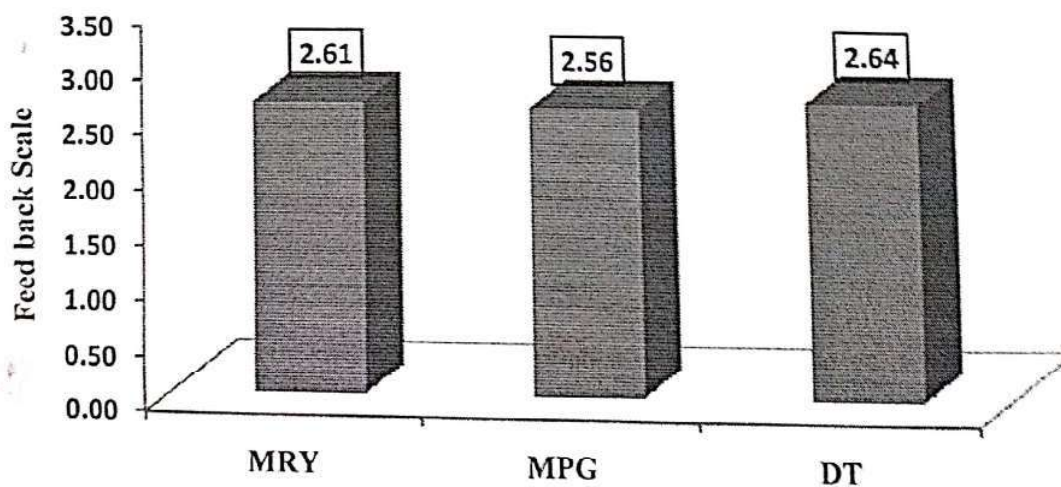
Name	Very Good	Good	Satisfactory	Unsatisfactory
Prof. H.K. Pathak	60	30	8.67	1.34
Dr. B.S. Thakur	66.67	28	4.67	0.67
Dr. Dipti Thakur	60	30	8.67	1.34
Dr. M.R Yaday	14.29	37.62	37.14	10.95
Mayur Puri Goswami	31	37.67	29.34	2


 HEAD
 School of Studies in Mathematics
 Pt. Ravishankar Shukla University
 RAIPUR (C.G.) 492 010

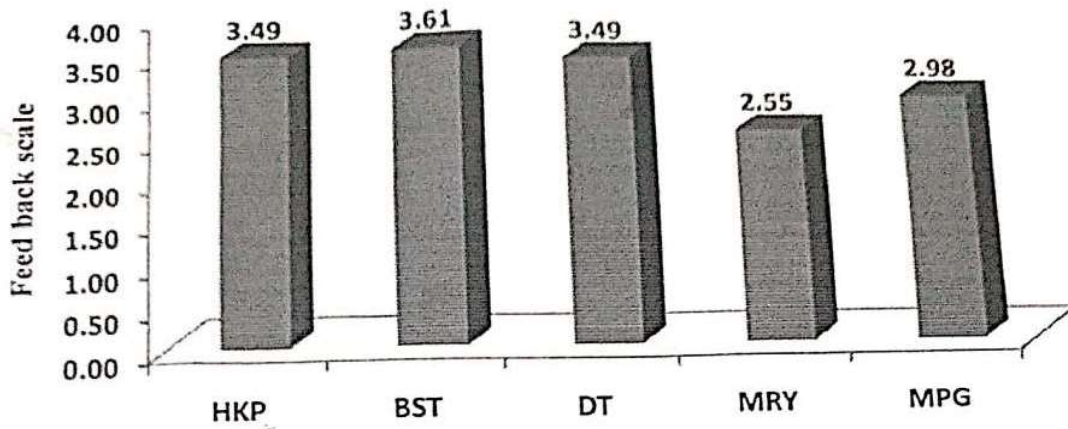
FACULTY SCORE (MATHEMATICS I/II)



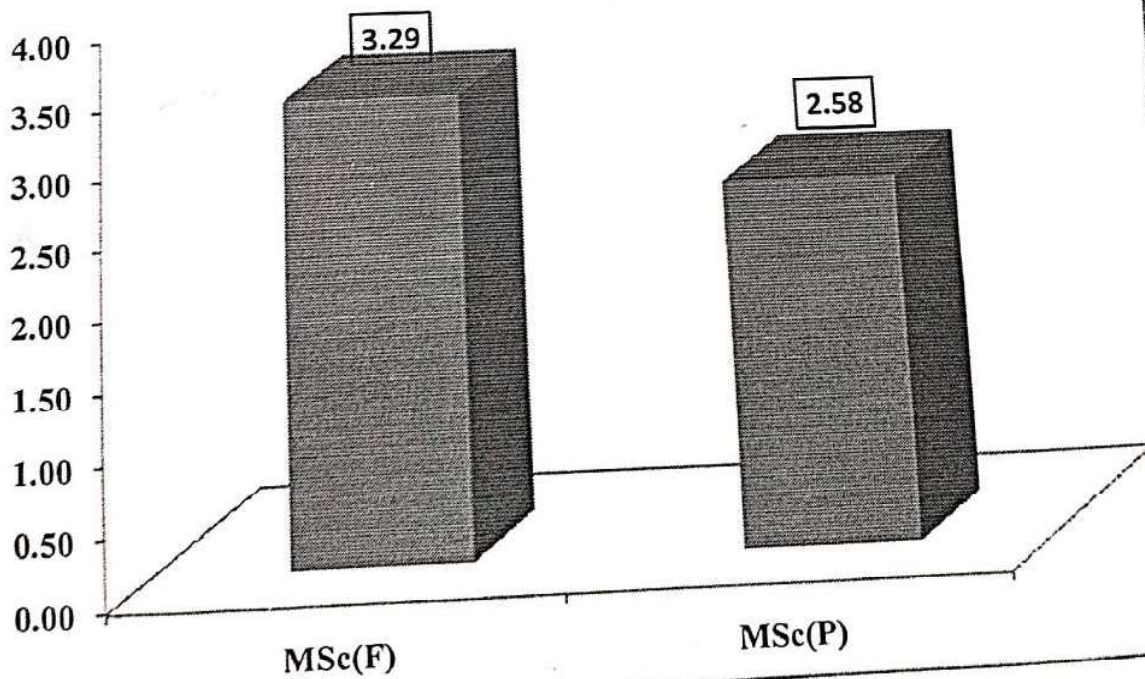
FACULTY SCORE (MATHEMATICS III/IV)



FACULTY SCORE



Course score



[Signature]
HEAD
in Mathe

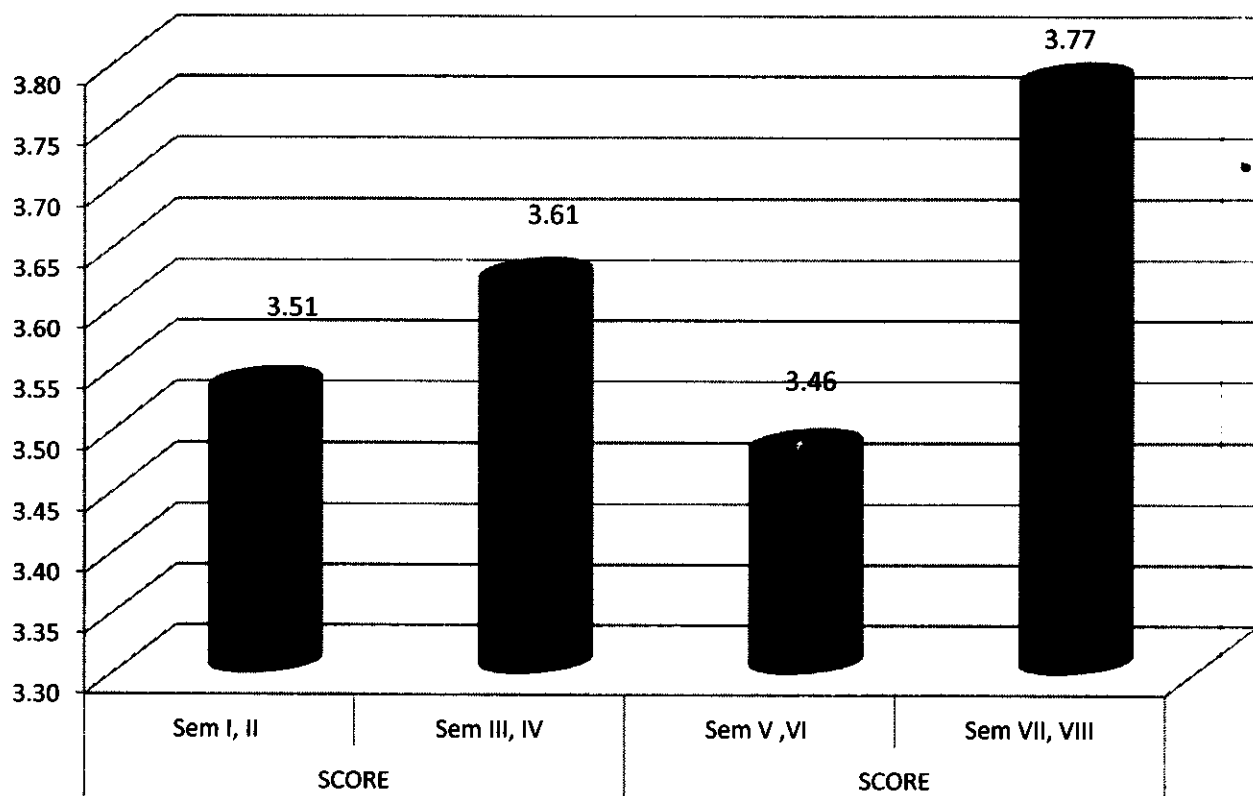
SOS IN PHARMACY

STUDENT FEEDBACK (Session 2017-18)

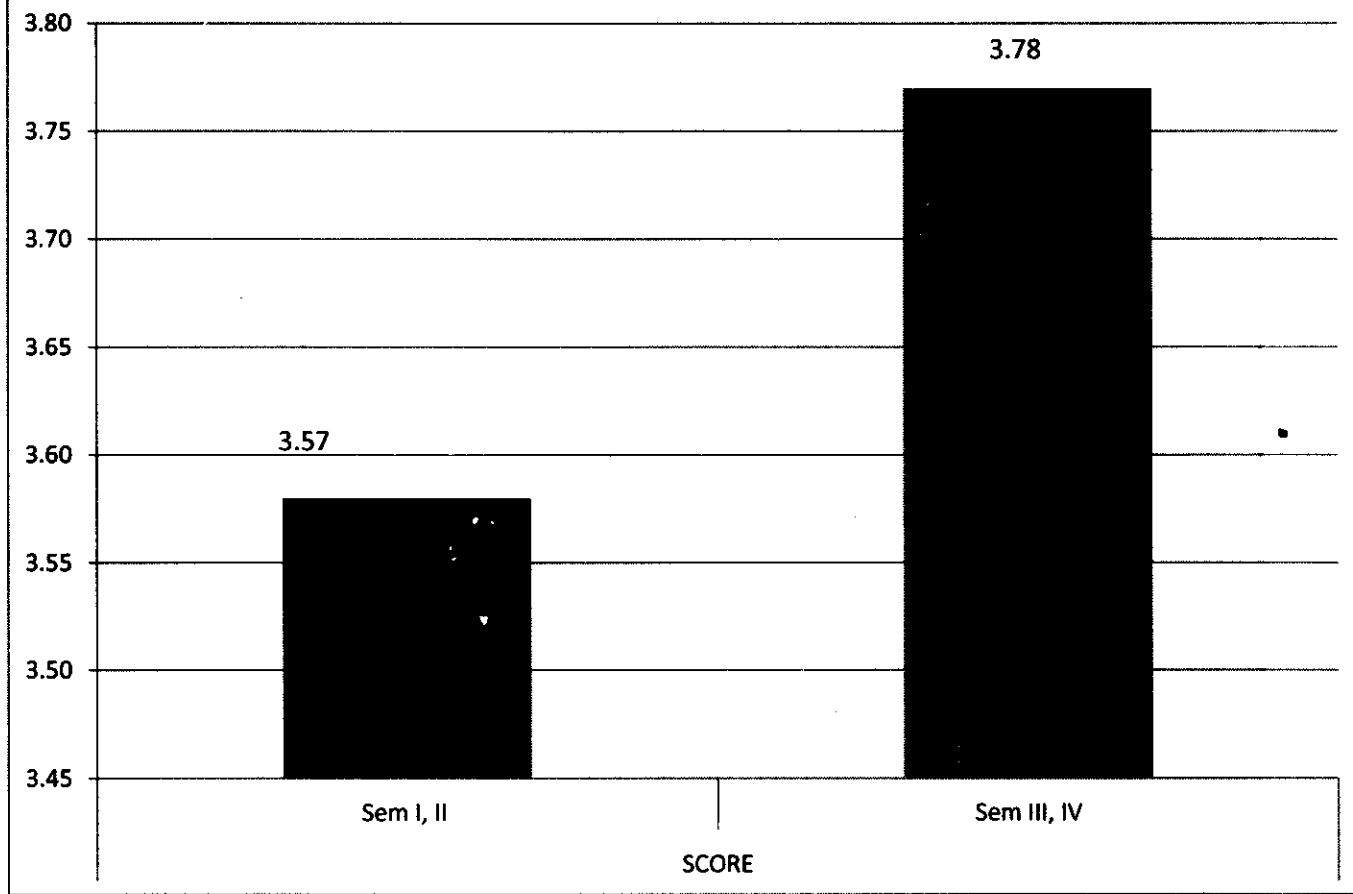
Abbreviations used

NAMES OF FACULTY			
A	Prof. Shailendra Saraf	I	Mr. Rajendra Jangde
B	Prof, Swarnlata Saraf	J	Mr. Rakesh Tirkey
C	Dr. Preeti K. Suresh	K	Mr. Adeep Kujur
D	Dr. S. J. Daharwal	L	Mr. Manmohan Singh
E	Dr. Deependra Singh	M	Mr. Atul Tripathi
F	Dr. Vishal Jain	N	Ms. Manisha Tirkey
G	Dr. Manju Singh		
H	Dr. Amber Vyas		

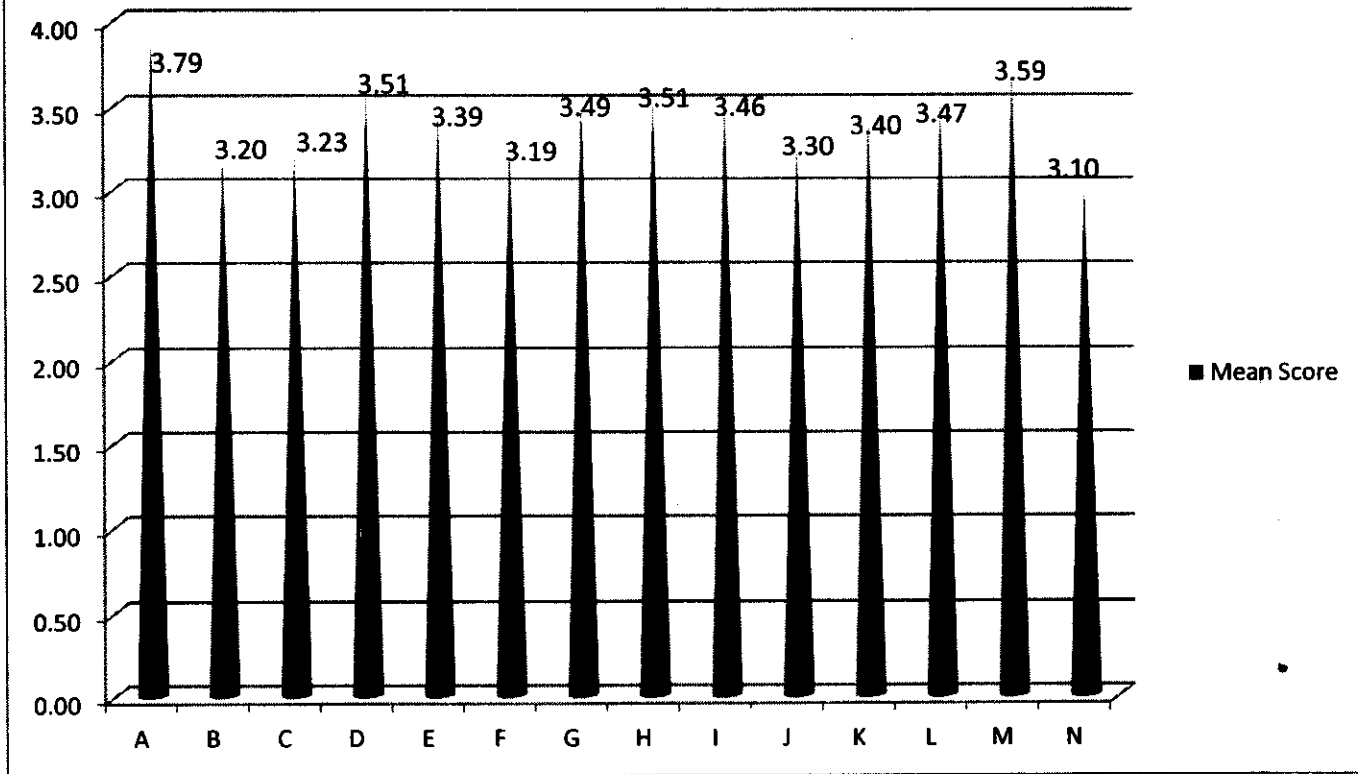
B. Pharm. Course Program Score Session 2017-18



M. Pharm. Course Program Score Session 2017-18



SoS in Pharmacy Faculty Overall Score



STUDENT FEEDBACK SUMMARY REPORT (2017-18)

The student feedback forms (questionnaires 1, 2 and 3) were collected from the students of B. Pharm. and M. Pharm. at the end of every semester.

The thorough analysis of feedback forms stands from very good to satisfactory. Overall good performance of the institute and the faculty members was observed


In/charge Feedback Cell

STUDENT FEEDBACK SUMMARY REPORT (2017-18)

The student feedback forms (questionnaires 1, 2 and 3) were collected from the students of B. Pharm. and M. Pharm. at the end of every semester.

SUGGESTIONS GIVEN BY STUDENTS


1. Industrial visit must be added in the syllabus.
2. Question papers in sessional examinations must be more objective than subjective.
3. Organizing surprise tests.

The feedback received from the students B. Pharm. and M. Pharm (2017-18) was discussed in details in the staff Council meeting. It was unanimously decided to find out the weak points from the feedback and resolve them for improvement. The suggestions made by the students may be also taken into consideration. It was resolved to prepare the action taken report for the feedback.

ACTION TAKEN REPORT

1. The institute is very keen about the Industrial training for students and all efforts will be made in this direction now.
2. Question papers in sessional examinations are both subjective and objective.
3. Surprise tests are organized by faculty members from time to time.

The thorough analysis of feedback forms stands from very good to satisfactory. Overall good performance of the institute and the faculty members was observed


Prof. A. Hand
University Institute of Pharmacy
Pt. Ravishankar Shukla University
Raipur (C.G.)


In/charge Feedback Cell

Class: B.P.Ed 1st Semester 2017-18

Total No. of Students- 19

Questions for Feedback: Questionnaire-1

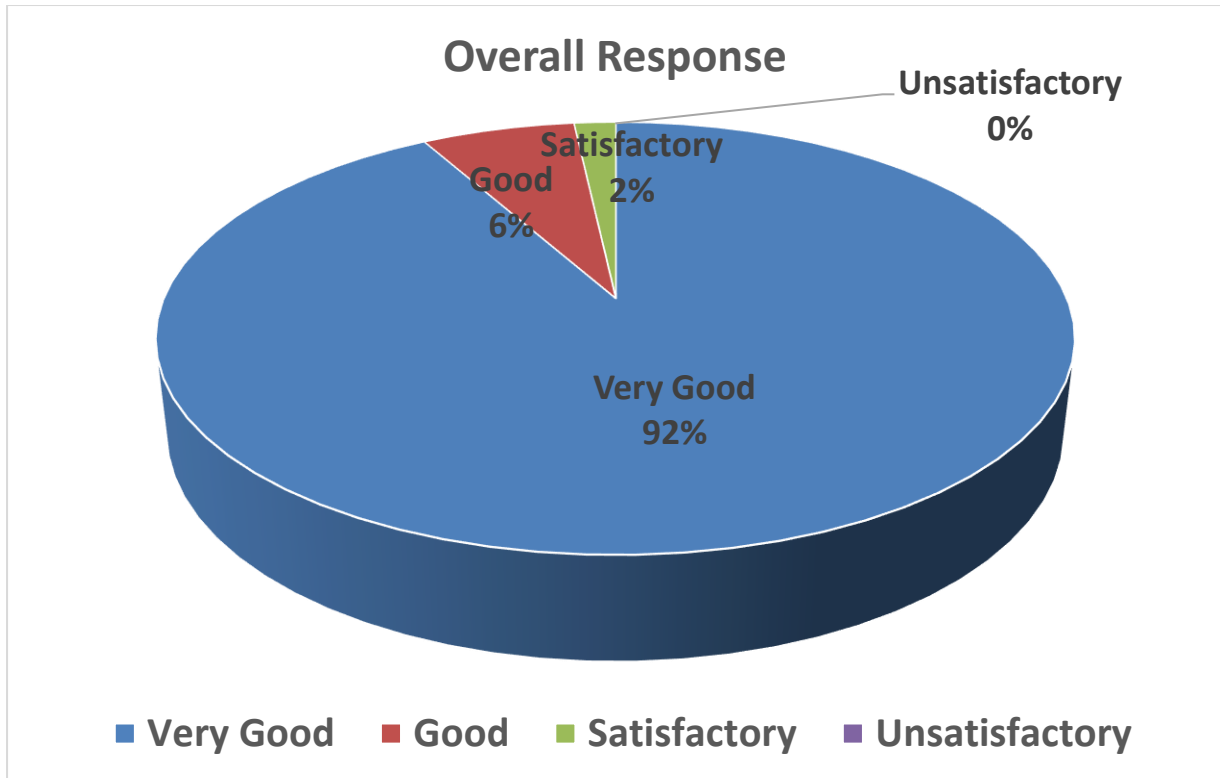
S. No	Question
1.	Depth of the course content including project work, if any
2.	Extent of coverage of course.
3.	Application /relevance to real life situation.
4.	Learning value (in term of knowledge, concepts, manual skills, analytical abilities and broadening perspectives).
5.	Clarity and relevance of textual reading material
6.	Relevance of additional source of material (Library).
7.	Extent of effort required by students (You) to cope with the course /program.
8.	Provision of sufficient time for feedback.
9.	Overall rating.

Categories of responses for feedback from students

S. No.	Category for response
1.	Very Good
2.	Good
3.	Satisfactory
4.	Unsatisfactory

S. No	Question	Response			
		Very Good	Good	Satisfactory	Unsatisfactory
1.	A	19	0	0	0
2.	B	19	0	0	0
3.	C	17	2	0	0
4.	D	16	2	1	0
5.	E	16	2	1	0
6.	F	17	1	1	0
7.	G	16	3	0	0

8.	H	19	0	0	0
9.	I	18	1	0	0
TOTAL		157	11	3	0



Class: B.P.Ed 1st Semester 2017-18

Total No. of Students: - 19

S. No.	Subjects	Name of Teacher
1.	Health Education and Environmental Studies	Prof. Reeta Venugopal
2.	Anatomy And Physiology	Dr. N.M Ghosh
3.	History, principle and Foundation of Physical Education	Dr. Milind Bhandeo
4.	Officiating And Coaching	Dr. Milind Bhandeo

Questions for Feedback: Questionnaire-2

S. No	Question
10.	Knowledge base of the teacher (as perceived by you)
11.	Communication skills (in terms of articulation & comprehensibility)
12.	Sincerity/ Commitment of the teacher
13.s	Interest generated by the teacher

14.	Ability to integrate course material with others environment / other issues, to provide a broader perspective
15.	Ability to integrate content with other courses
16.	Accessibility of the teacher in & out of the class (include availability of the teacher to motivate further study & discussion outside class)
17.	Ability to design quizzes /tests/assignment/ examination & projects to evaluate students understanding of the course
18.	Overall rating

Categories of responses for feedback from students

S. No.	Category for response
5.	Very Good
6.	Good
7.	Satisfactory
8.	Unsatisfactory

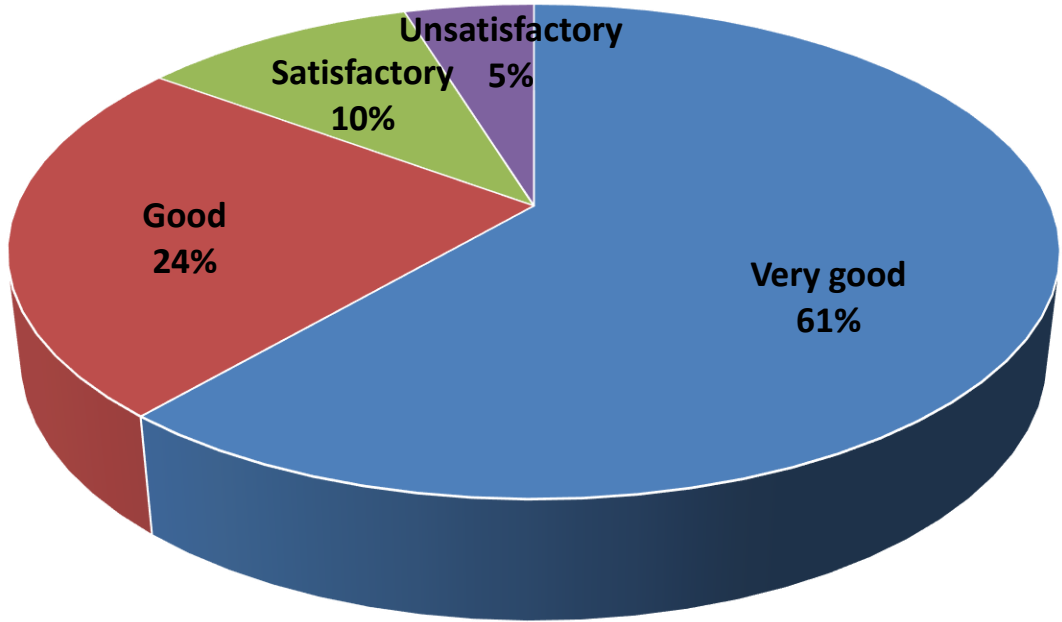
Feedback

Prof. Reeta Venugopal

Subject: Health Education and Environmental Studies

S.N	Question	Response			
		Very good	Good	Satisfactory	Unsatisfactory
1.	A	15	3	1	0
2.	B	13	2	2	2
3.	C	10	4	3	2
4.	D	12	5	2	0
5.	E	9	6	2	1
6.	F	14	3	1	1
7.	G	9	5	3	2
8.	H	8	8	1	0
9.	I	13	4	2	0
Total		108	40	17	8

Overall Response



■ Very good ■ Good ■ Satisfactory ■ Unsatisfactory

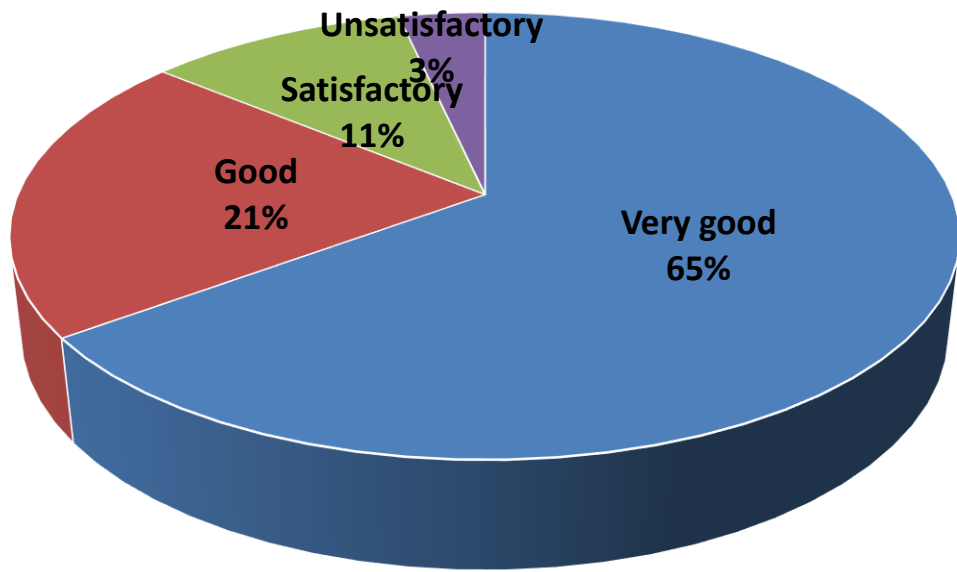
Feedback

Dr. N.M Ghosh

Subject: Anatomy and Physiology

S.N	Question	Response			
		Very good	Good	Satisfactory	Unsatisfactory
1.	A	13	4	2	0
2.	B	14	3	1	1
3.	C	10	6	3	0
4.	D	14	2	1	2
5.	E	10	4	5	0
6.	F	13	5	0	1
7.	G	12	4	2	1
8.	H	13	4	2	0
9.	I	12	4	2	1
Total		111	36	18	9

Overall Response



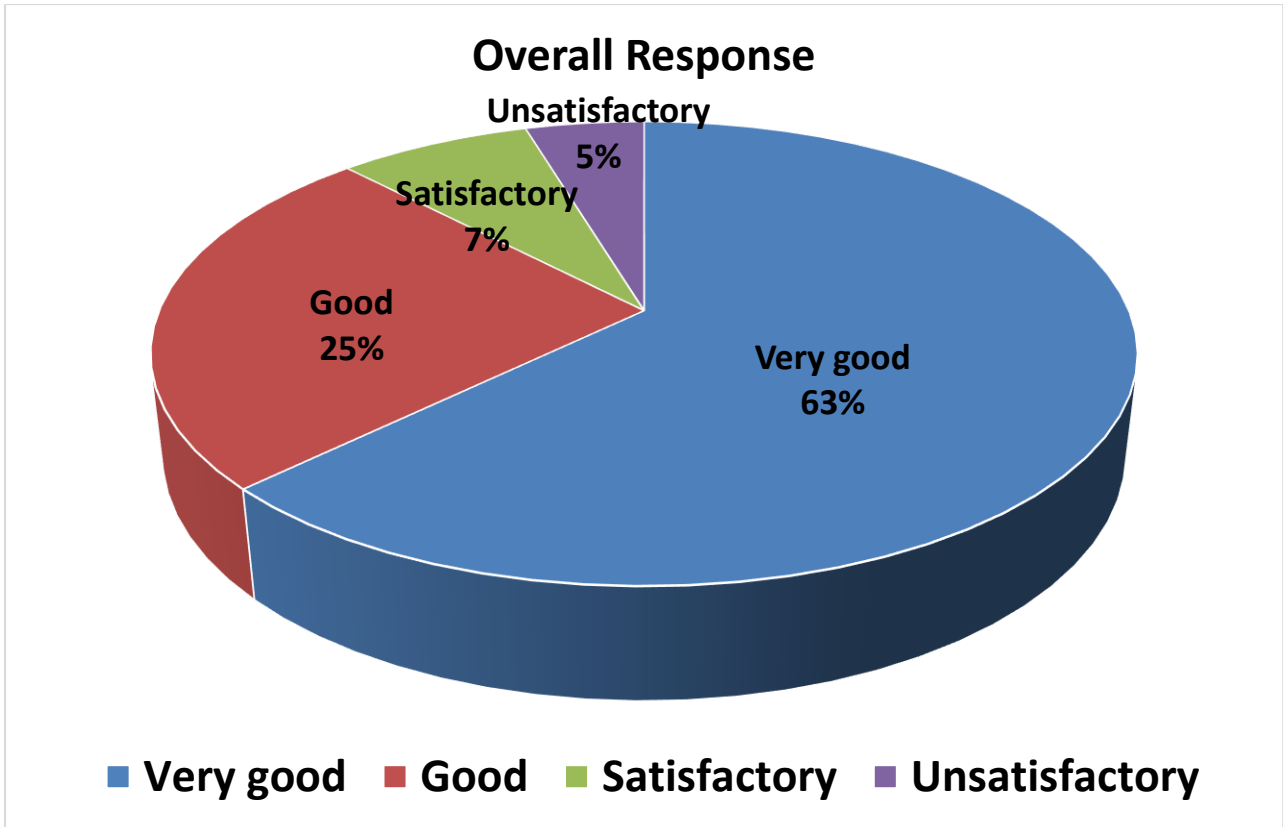
■ Very good ■ Good ■ Satisfactory ■ Unsatisfactory

Feedback

Dr. Milind Bhandeo

Subject: History, principle and Foundation of Physical Education

S.N	Question	Response			
		Very good	Good	Satisfactory	Unsatisfactory
1.	A	14	5	0	0
2.	B	11	4	2	2
3.	C	13	5	1	1
4.	D	14	4	1	0
5.	E	10	5	2	1
6.	F	12	5	1	1
7.	G	12	5	2	0
8.	H	9	5	3	2
9.	I	13	5	1	1
Total		108	43	13	18

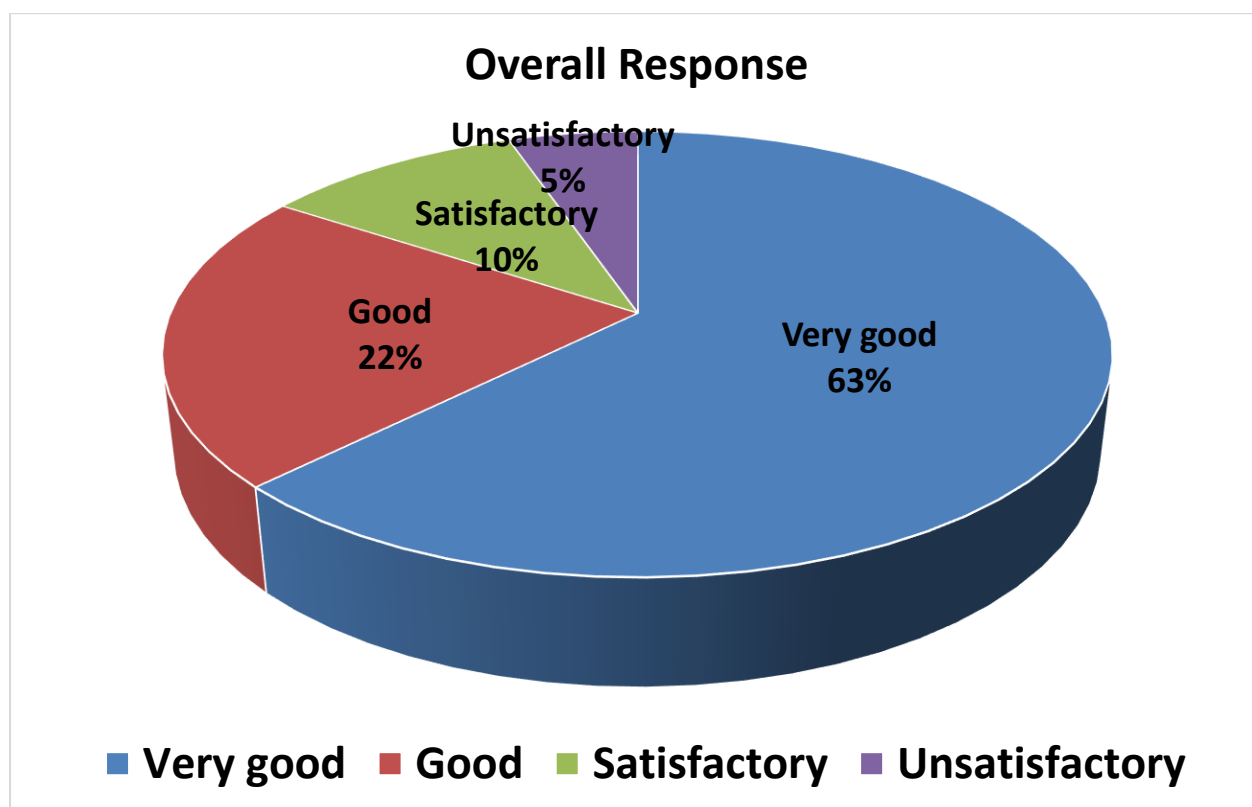


Feedback

Dr. Milind Bhandeo

Subject: Officiating and Coaching

S.N	Question	Response			
		Very good	Good	Satisfactory	Unsatisfactory
1.	A	12	5	2	0
2.	B	13	5	1	0
3.	C	10	4	3	2
4.	D	13	3	2	1
5.	E	9	6	2	2
6.	F	10	4	3	2
7.	G	12	5	2	0
8.	H	13	3	2	1
9.	I	15	2	1	1
Total		107	37	18	9



Class: B.P.Ed 2nd Semester 2017-18

Total No. of Students- 15

Questions for Feedback: Questionnaire-1

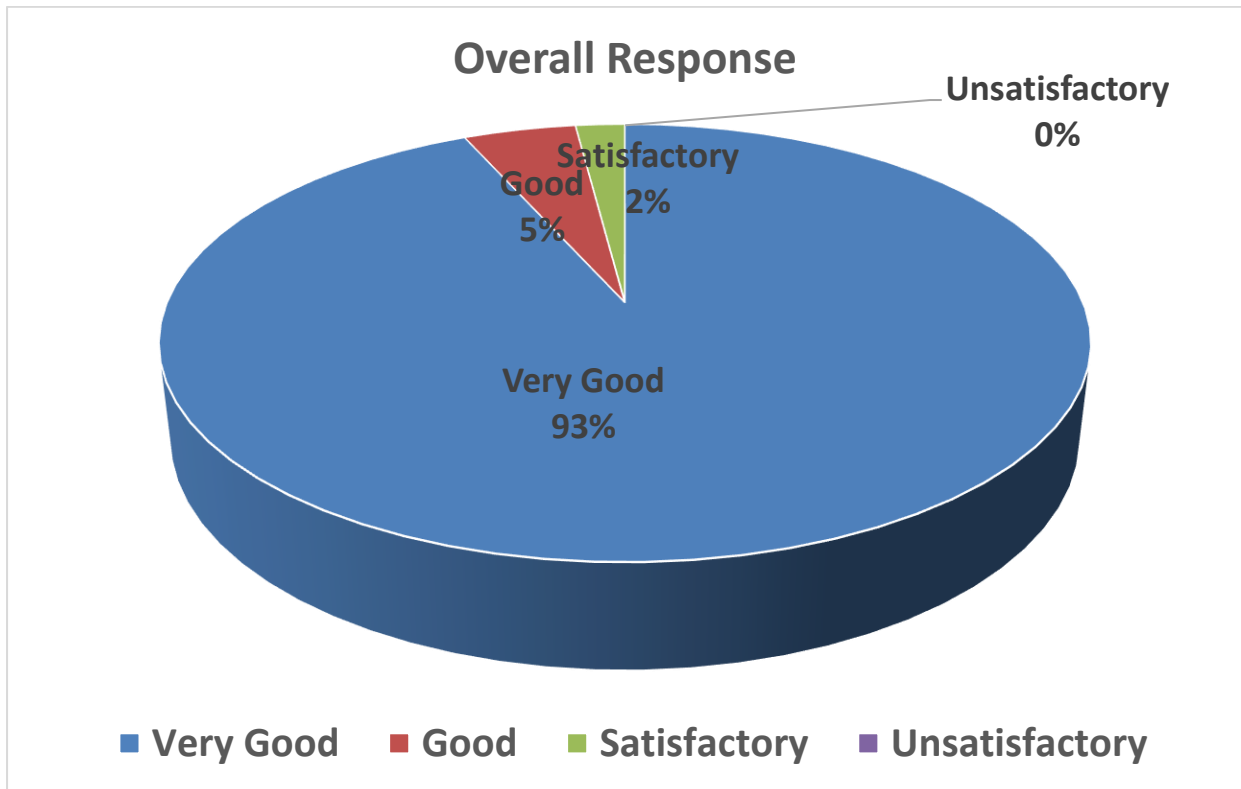
S. No	Question
19.	Depth of the course content including project work, if any
20.	Extent of coverage of course.
21.	Application /relevance to real life situation.
22.	Learning value (in term of knowledge, concepts, manual skills, analytical abilities and broadening perspectives).
23.	Clarity and relevance of textual reading material
24.	Relevance of additional source of material (Library).
25.	Extent of effort required by students (You) to cope with the course /program.
26.	Provision of sufficient time for feedback.
27.	Overall rating.

Categories of responses for feedback from students

S. No.	Category for response
9.	Very Good
10.	Good
11.	Satisfactory
12.	Unsatisfactory

S. No	Question	Response			
		Very Good	Good	Satisfactory	Unsatisfactory
10.	A	15	0	0	0
11.	B	15	0	0	0
12.	C	15	0	0	0
13.	D	13	2	0	0

14.	E	14	1	0	0
15.	F	13	1	1	0
16.	G	14	1	0	0
17.	H	13	1	1	0
18.	I	15	0	0	0
TOTAL		320	16	7	0



Class: B.P.Ed 2nd Semester 2017-18

Total No. of Students: - 15

S. No.	Subjects	Name of Teacher
5.	Sports Nutrition	Prof. Reeta venugopal
6.	Yoga Education	Prof. Rajeev Choudhary
7.	Organization & Administration	Dr. Milind Bhandeo
8.	Education Technology and Methods of Teaching in physical Education	Mr. Komal Verma

Questions for Feedback: Questionnaire-2

S. No	Question
-------	----------

28.	Knowledge base of the teacher (as perceived by you)
29.	Communication skills (in terms of articulation & comprehensibility)
30.	Sincerity/ Commitment of the teacher
31.	Interest generated by the teacher
32.	Ability to integrate course material with others environment / other issues, to provide a broader perspective
33.	Ability to integrate content with other courses
34.	Accessibility of the teacher in & out of the class (include availability of the teacher to motivate further study & discussion outside class)
35.	Ability to design quizzes /tests/assignment/ examination & projects to evaluate students understanding of the course
36.	Overall rating

Categories of responses for feedback from students

S. No.	Category for response
13.	Very Good
14.	Good
15.	Satisfactory
16.	Unsatisfactory

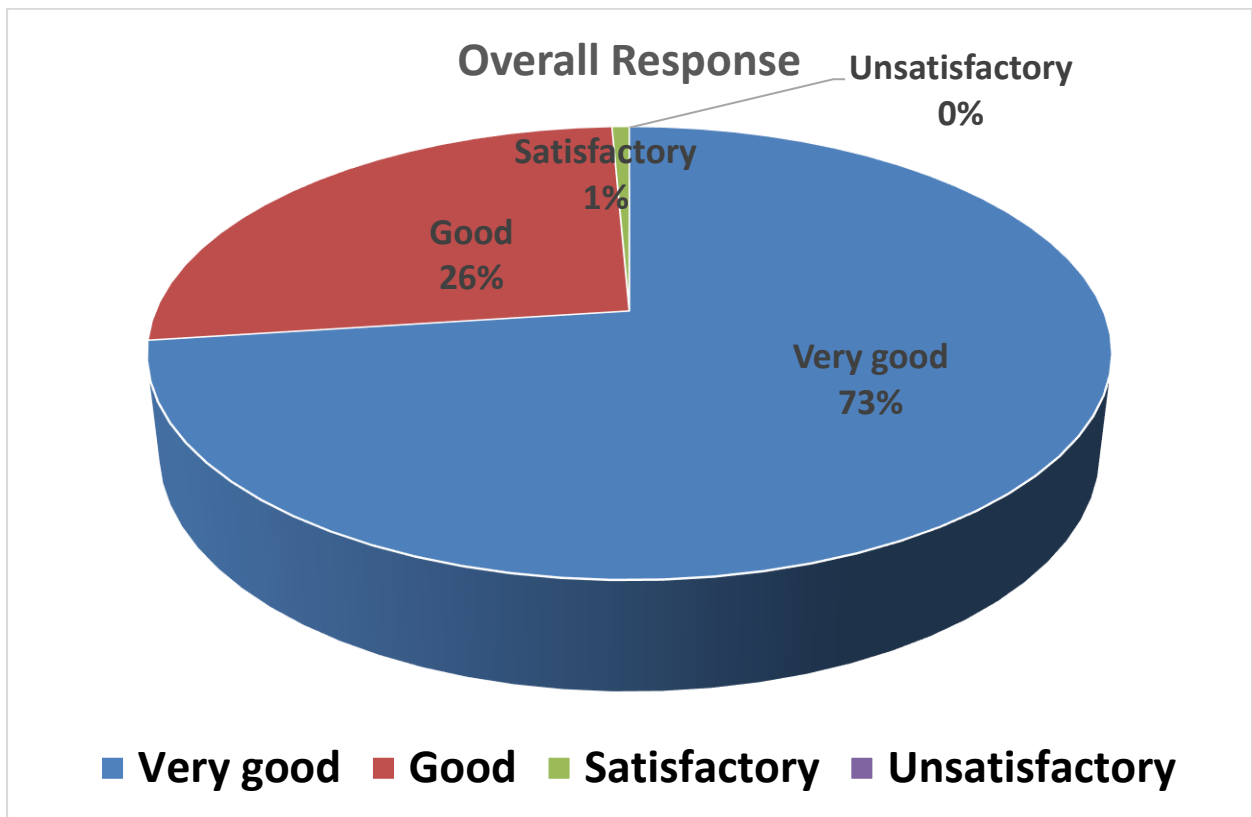
Feedback

Prof. Reeta Venugopal

Subject: Sports Nutrition

S.N	Question	Response			
		Very good	Good	Satisfactory	Unsatisfactory
10.	A	16	0	0	0

11.	B	10	6	0	0
12.	C	14	2	0	0
13.	D	10	5	1	0
14.	E	8	8	0	0
15.	F	8	8	0	0
16.	G	11	5	0	0
17.	H	13	3	0	0
18.	I	15	1	0	0
Total		105	38	1	0



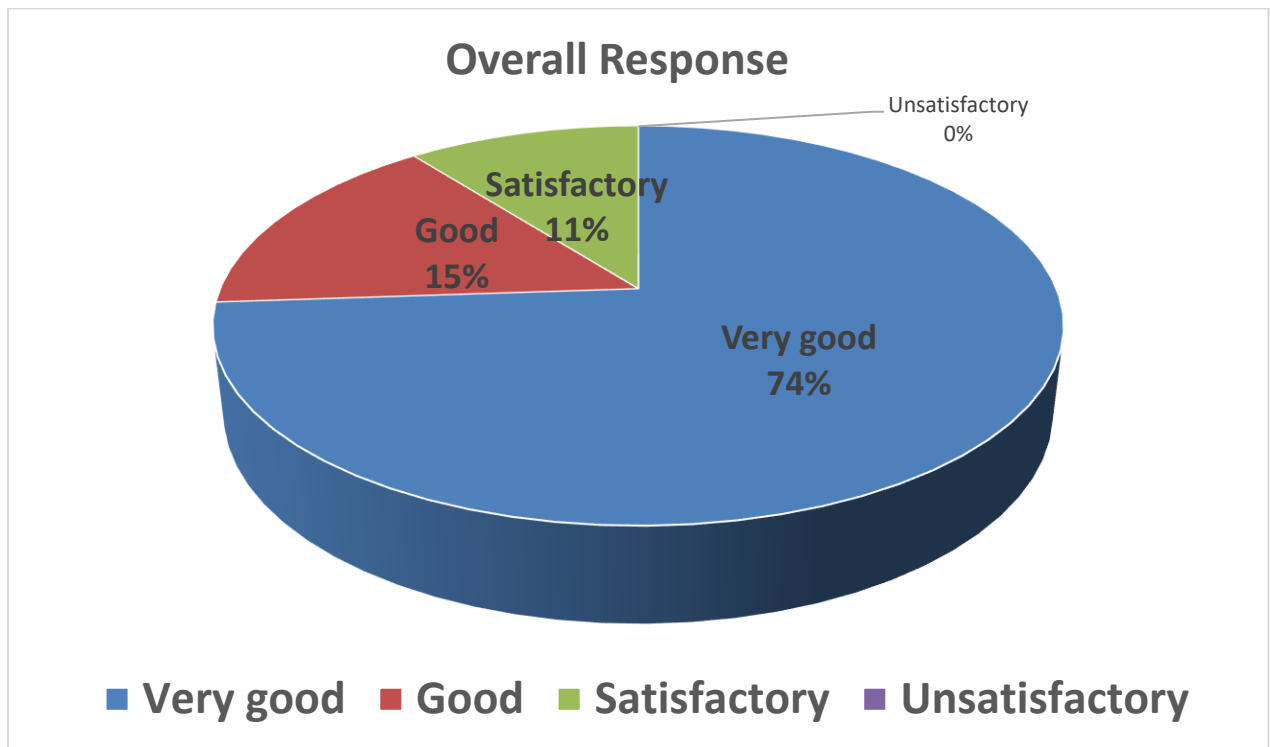
Feedback

Prof. Rajeev Choudhary

Subject: Yoga Education

S. No	Question	Response			
		Very good	Good	Satisfactory	Unsatisfactory

1.	A	16	0	0	0
2.	B	14	2	0	0
3.	C	15	1	0	0
4.	D	15	1	0	0
5.	E	13	3	0	0
6.	F	13	3	0	0
7.	G	6	10	1	0
8.	H	13	3	1	0
9.	I	14	2	15	0
Total		119	25	17	0

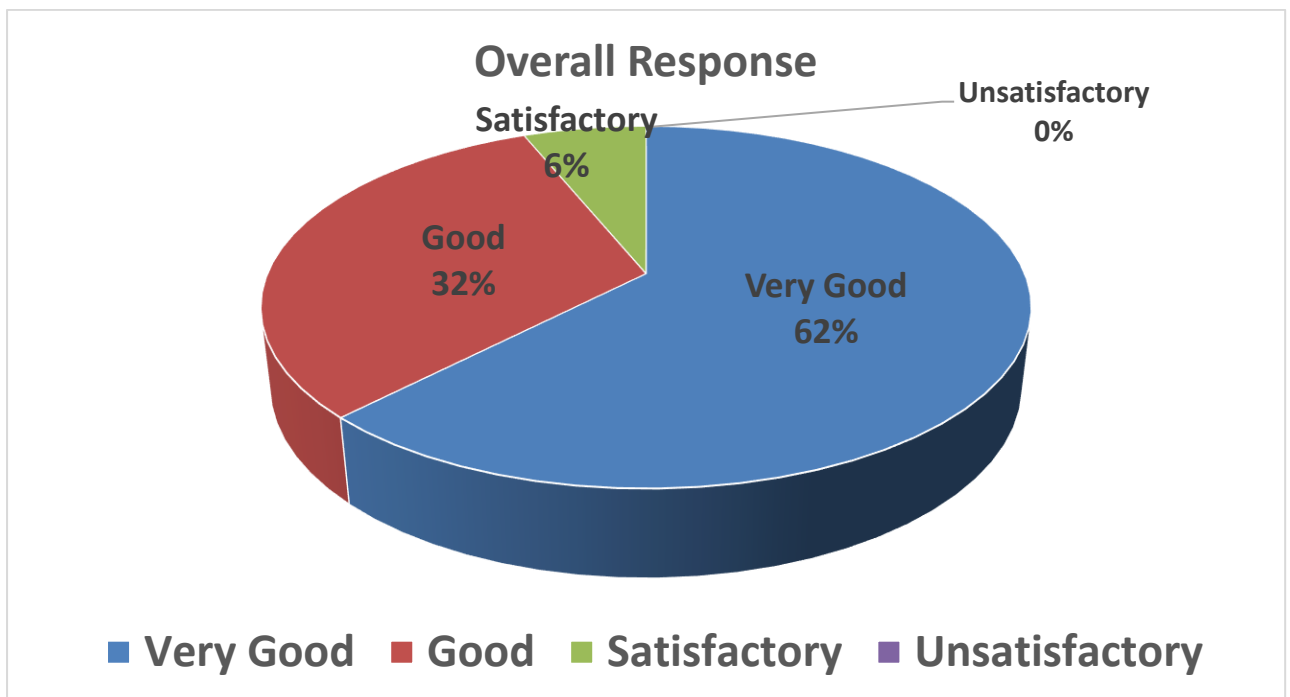


Feedback

Mr. Komal Verma

Subject: Education Technology and Methods of Teaching in Physical Education

S. No	Question	Response			
		Very Good	Good	Satisfactory	Unsatisfactory
1.	A	15	1	0	0
2.	B	9	4	3	0
3.	C	11	5	0	0
4.	D	12	4	0	0
5.	E	8	8	0	0
6.	F	7	9	3	0
7.	G	5	7	3	0
8.	H	12	4	0	0
9.	I	12	4	0	0
Total		91	46	9	0

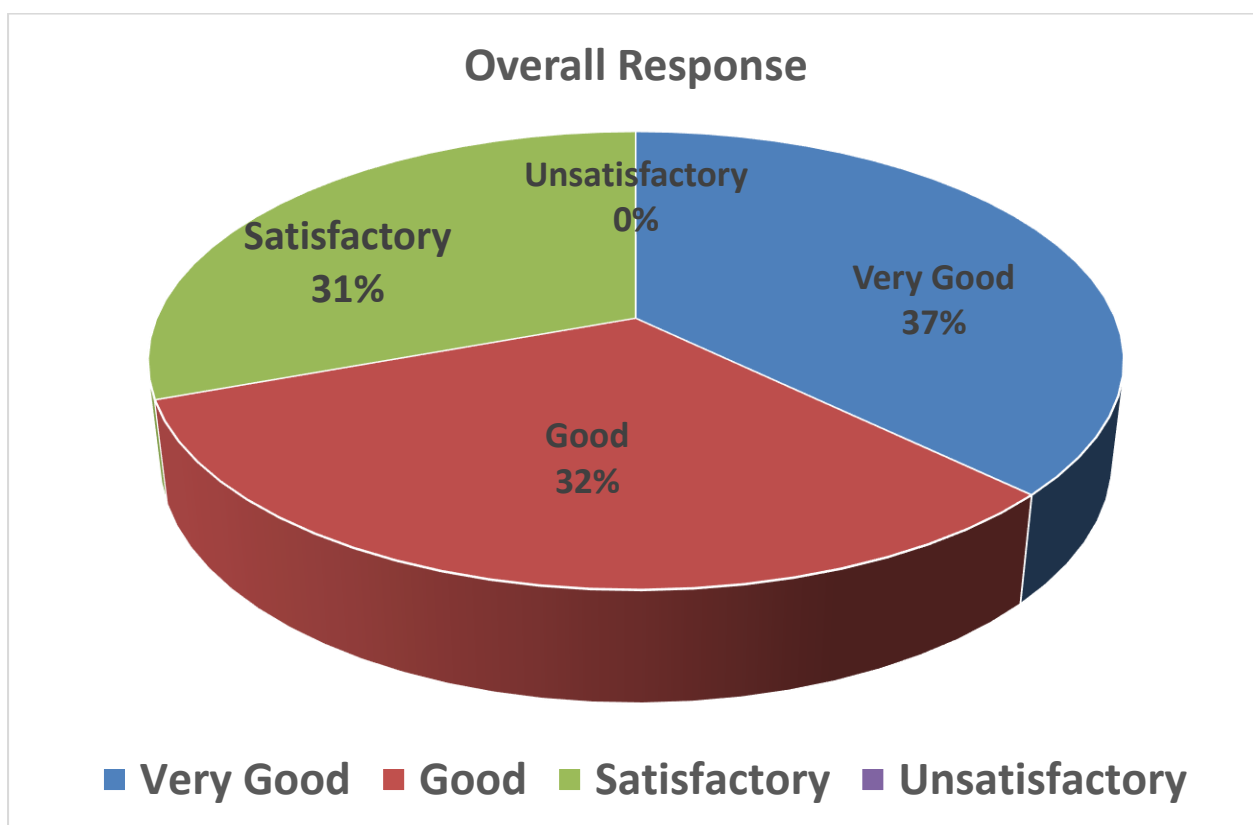


Feedback

Dr. Milind Bhandeo

Subject: Organization & Administration

S. No	Question	Response			
		Very Good	Good	Satisfactory	Unsatisfactory
1.	A	11	4	1	0
2.	B	6	10	0	0
3.	C	11	5	0	0
4.	D	7	6	3	0
5.	E	6	10	0	0
6.	F	4	11	1	0
7.	G	10	4	2	0
8.	H	7	8	0	0
9.	I	11	5	0	0
Total		73	63	60	0



Class: B.P.Ed 3rd Semester 2017-18

Total No. of Students- 15

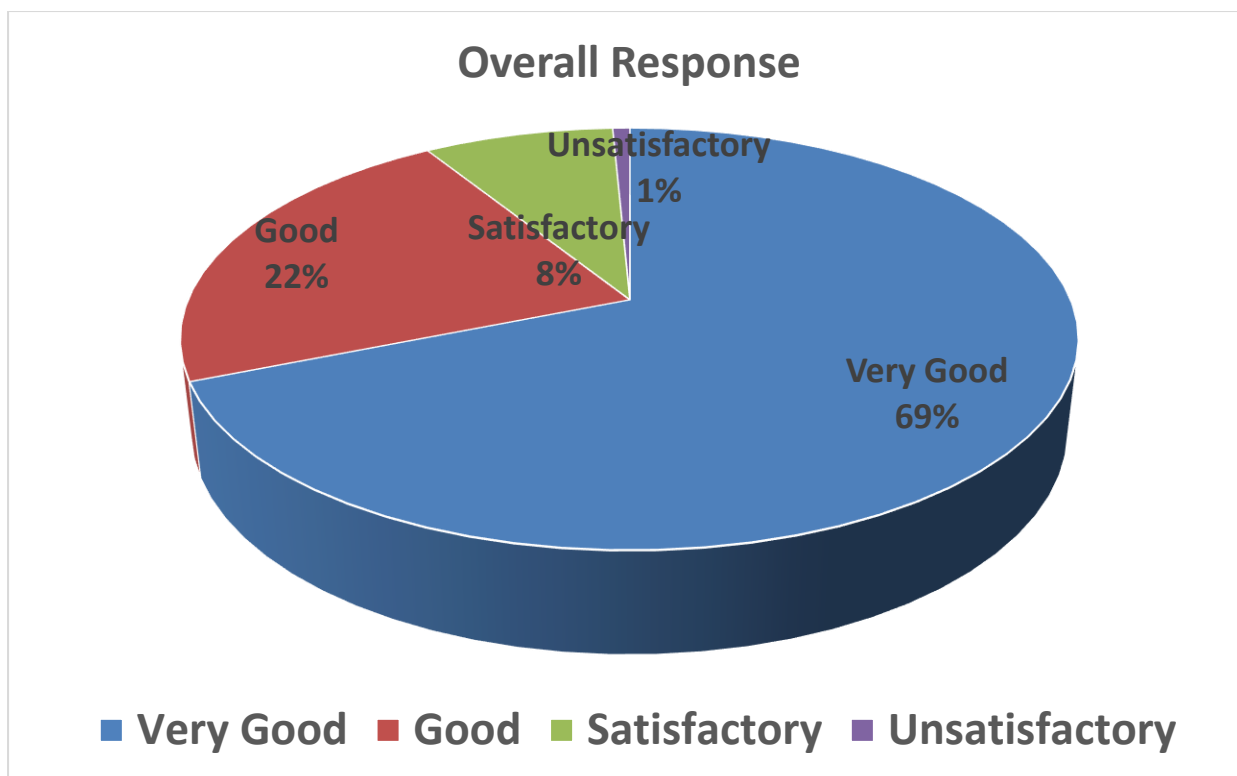
Questions for Feedback: Questionnaire-1

S. No	Question
37.	Depth of the course content including project work, if any
38.	Extent of coverage of course.
39.	Application /relevance to real life situation.
40.	Learning value (in term of knowledge, concepts, manual skills, analytical abilities and broadening perspectives).
41.	Clarity and relevance of textual reading material
42.	Relevance of additional source of material (Library).
43.	Extent of effort required by students (You) to cope with the course /program.
44.	Provision of sufficient time for feedback.
45.	Overall rating.

Categories of responses for feedback from students

S. No.	Category for response
17.	Very Good
18.	Good
19.	Satisfactory
20.	Unsatisfactory

S. No	Question	Response			
		Very Good	Good	Satisfactory	Unsatisfactory
1.	A	10	2	2	1
2.	B	12	3	0	0
3.	C	10	3	2	0
4.	D	11	3	1	0
5.	E	10	4	1	0
6.	F	9	4	2	0
7.	G	10	4	1	0
8.	H	11	3	1	0
9.	I	10	4	1	0
TOTAL		93	30	11	1



Class: B.P.Ed 3rd Semester 2017-18

Total No. of Students: - 15

S. No.	Subjects	Name of Teacher
1.	Sports Psychology & Sociology	Prof. C.D Agashe
2.	Computer Application	Prof. Rajeev Chuodhary
3.	Sports Training	Prof. Rajeev Choudhary
4.	Sports Medicine & Rehabilitation	Dr. N.M Ghosh

Questions for Feedback: Questionnaire-2

S. No	Question
46.	Knowledge base of the teacher (as perceived by you)
47.	Communication skills (in terms of articulation & comprehensibility)
48.	Sincerity/ Commitment of the teacher
49.	Interest generated by the teacher
50.	Ability to integrate course material with others environment / other issues, to provide a broader perspective
51.	Ability to integrate content with other courses
52.	Accessibility of the teacher in & out of the class (include availability of the teacher to motivate further study & discussion outside class)

53.	Ability to design quizzes /tests/assignment/ examination & projects to evaluate students understanding of the course
54.	Overall rating

Categories of responses for feedback from students

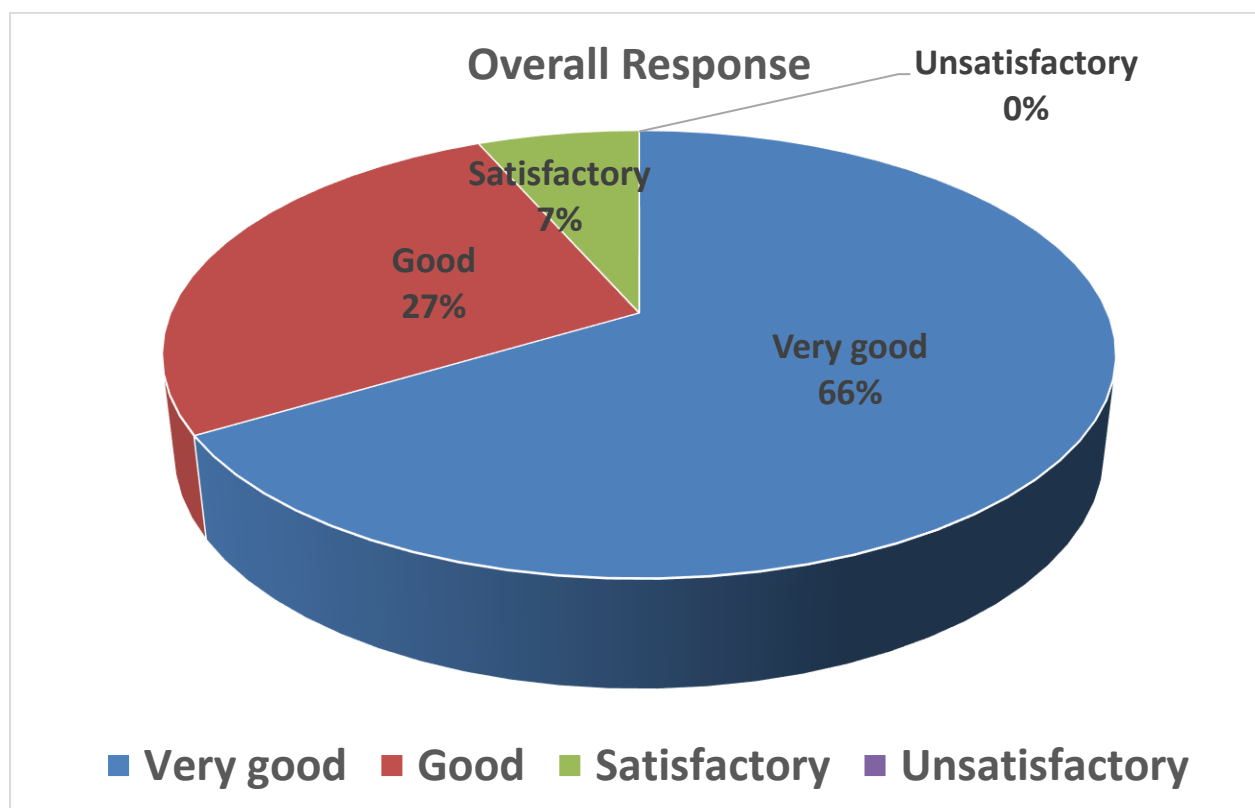
S. No.	Category for response
21.	Very Good
22.	Good
23.	Satisfactory
24.	Unsatisfactory

Feedback

Prof. Rajeev Choudhary

Subject: Computer Application

S.N	Question	Response			
		Very good	Good	Satisfactory	Unsatisfactory
19.	A	12	3	0	0
20.	B	12	2	1	0
21.	C	12	3	0	0
22.	D	12	3	0	0
23.	E	7	7	2	0
24.	F	11	3	1	0
25.	G	9	5	2	0
26.	H	8	7	0	0
27.	I	8	4	3	0
Total		91	37	9	0

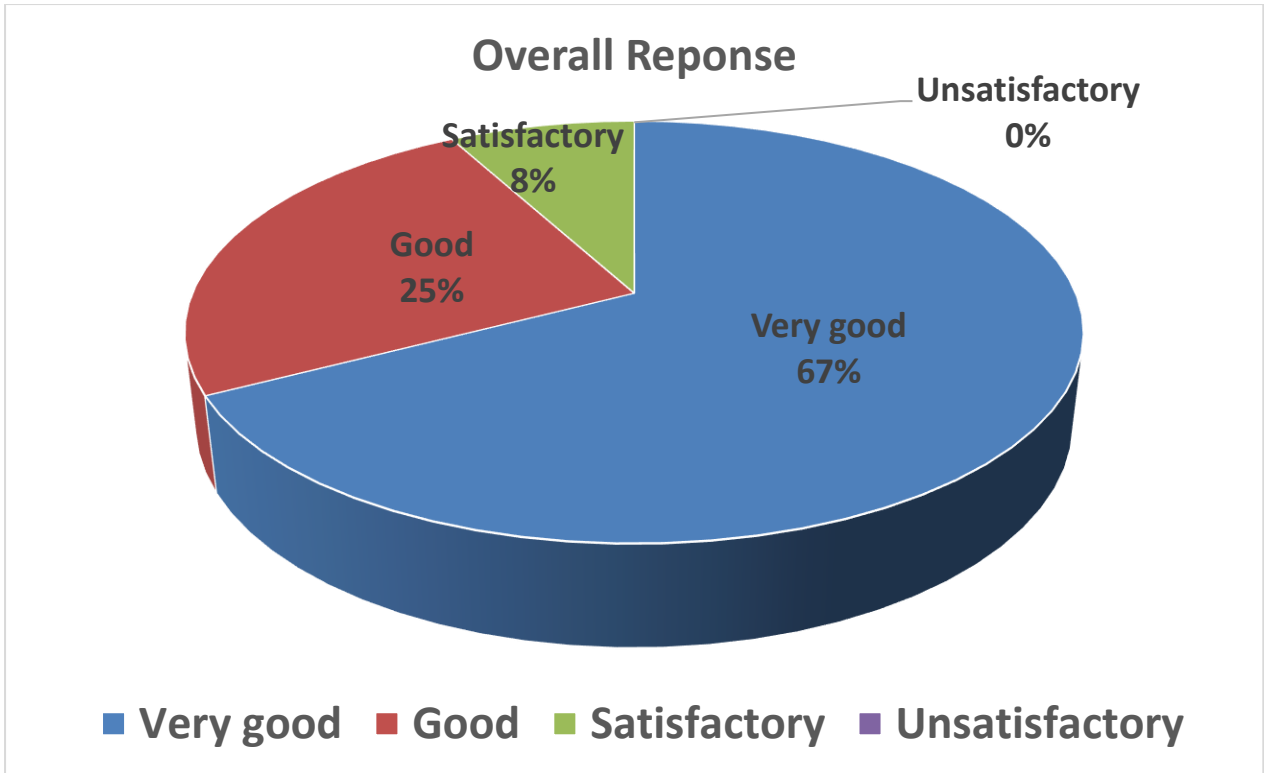


Feedback

Prof. C.D Agashe

Subject: Sports Psychology & Sociology

S.N	Question	Response			
		Very good	Good	Satisfactory	Unsatisfactory
10.	A	13	1	0	0
11.	B	12	3	0	0
12.	C	9	6	0	0
13.	D	12	3	0	0
14.	E	10	4	5	0
15.	F	10	5	0	0
16.	G	10	4	1	0
17.	H	10	3	2	0
18.	I	7	5	3	0
Total		93	34	11	0

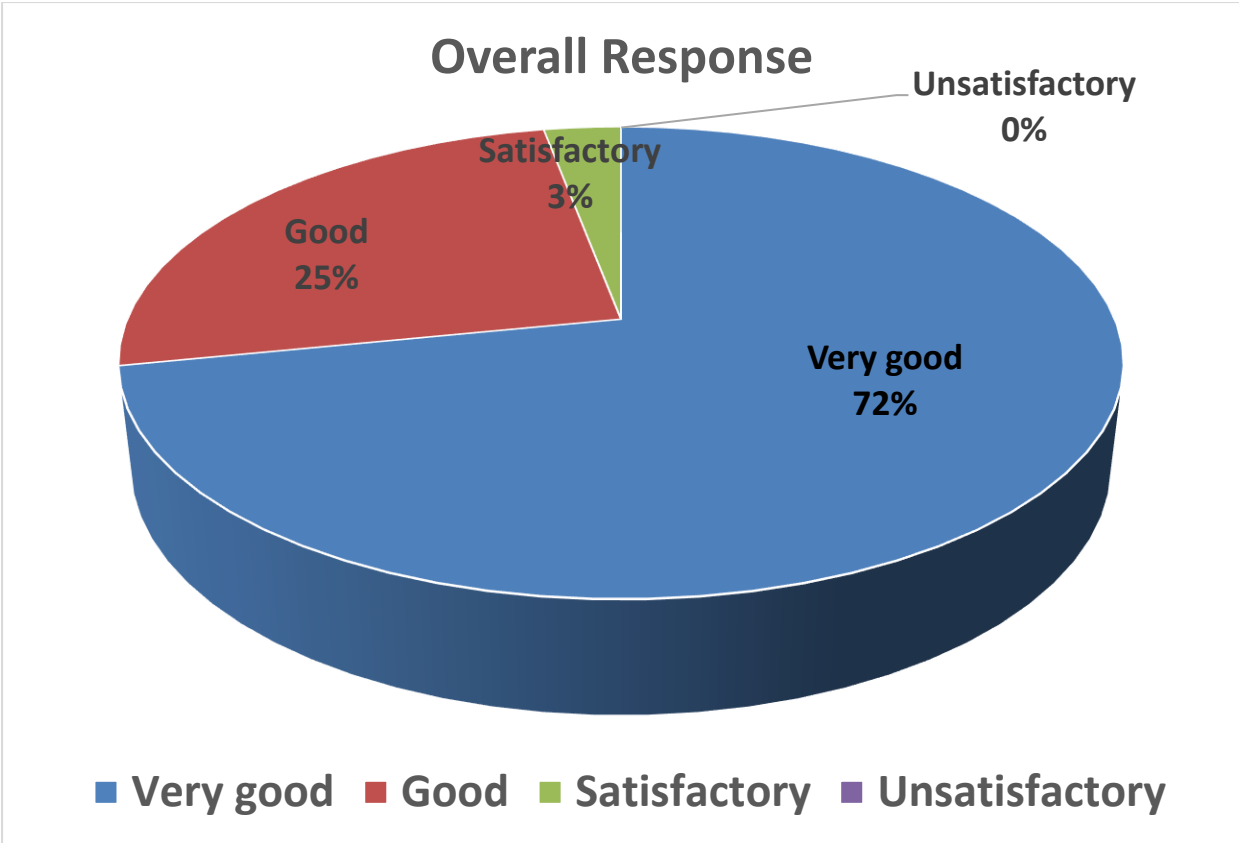


Feedback

Prof. Rajeev Choudhary

Subject: Sports Training

S.N	Question	Response			
		Very good	Good	Satisfactory	Unsatisfactory
10.	A	14	1	0	0
11.	B	11	3	1	0
12.	C	13	2	0	0
13.	D	12	3	0	0
14.	E	10	5	0	0
15.	F	9	5	1	0
16.	G	10	5	0	0
17.	H	9	5	1	0
18.	I	9	5	1	0
Total		97	34	4	0

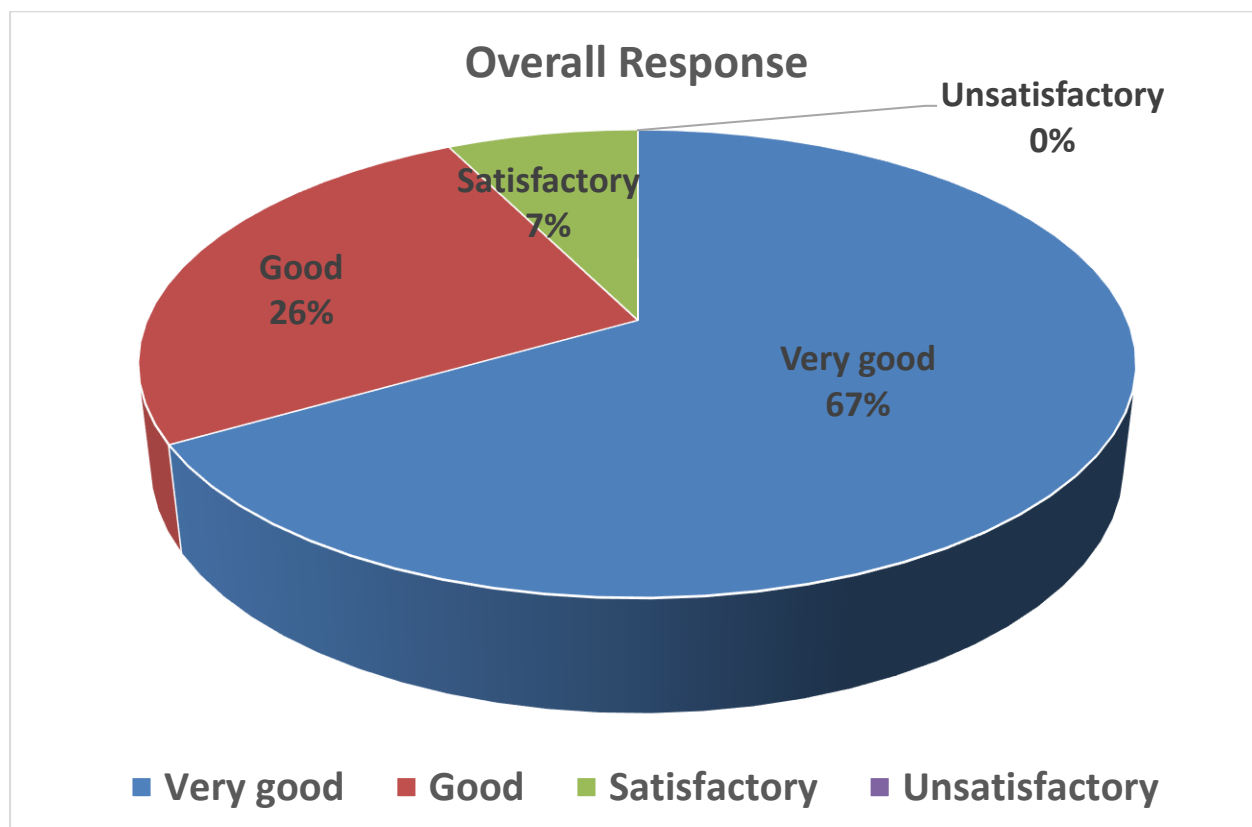


Feedback

Dr. N.M Ghosh

Subject: Sports Medicine & Rehabilitation

S.N	Question	Response			
		Very good	Good	Satisfactory	Unsatisfactory
10.	A	12	3	0	0
11.	B	10	3	2	0
12.	C	10	4	1	0
13.	D	12	3	0	0
14.	E	7	6	2	0
15.	F	9	4	2	0
16.	G	10	5	0	0
17.	H	10	3	2	0
18.	I	10	4	1	0
Total		90	35	10	0



Class: B.P.Ed 4th Semester 2017-18

Total No. of Students- 15

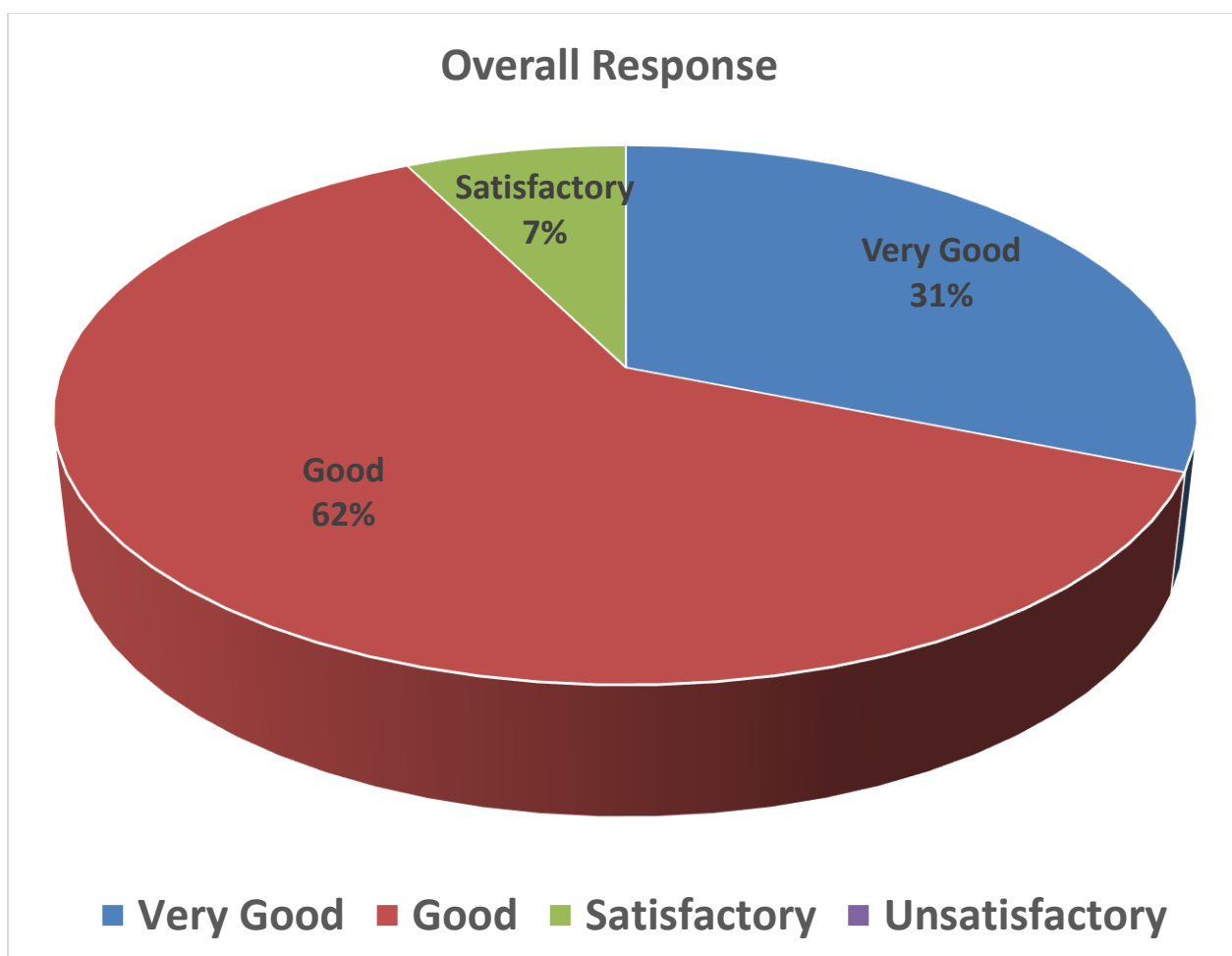
Questions for Feedback: Questionnaire-1

S. No	Question
55.	Depth of the course content including project work, if any
56.	Extent of coverage of course.
57.	Application /relevance to real life situation.
58.	Learning value (in term of knowledge, concepts, manual skills, analytical abilities and broadening perspectives).
59.	Clarity and relevance of textual reading material
60.	Relevance of additional source of material (Library).
61.	Extent of effort required by students (You) to cope with the course /program.
62.	Provision of sufficient time for feedback.
63.	Overall rating.

Categories of responses for feedback from students

S. No.	Category for response
25.	Very Good
26.	Good
27.	Satisfactory
28.	Unsatisfactory

S. No	Question	Response			
		Very Good	Good	Satisfactory	Unsatisfactory
19.	A	5	9	1	0
20.	B	0	10	5	0
21.	C	10	5	0	0
22.	D	4	11	0	0
23.	E	3	11	1	0
24.	F	4	10	1	0
25.	G	3	11	1	0
26.	H	6	8	1	0
27.	I	7	8	0	0
TOTAL		42	83	10	0



Feedback

Class: B.P.Ed 4th Semester 2017-18

Total No. of Students: - 13

S. No.	Subjects	Name of Teacher
9.	Research and Statistics in Physical Education	Prof. Reeta venugopal
10.	Test Measurement and Evaluation	Prof. C.D Agashe
11.	Sports Management	Prof. Rajeev Choudhary
12.	Kinesiology and Biomechanics	Dr. N.M Ghosh

Questions for Feedback: Questionnaire-2

S. No	Question
64.	Knowledge base of the teacher (as perceived by you)
65.	Communication skills (in terms of articulation & comprehensibility)
66.	Sincerity/ Commitment of the teacher
67.	Interest generated by the teacher
68.	Ability to integrate course material with others environment / other issues, to provide a broader perspective
69.	Ability to integrate content with other courses
70.	Accessibility of the teacher in & out of the class (include availability of the teacher to motivate further study & discussion outside class)
71.	Ability to design quizzes /tests/assignment/ examination & projects to evaluate students understanding of the course
72.	Overall rating

Categories of responses for feedback from students

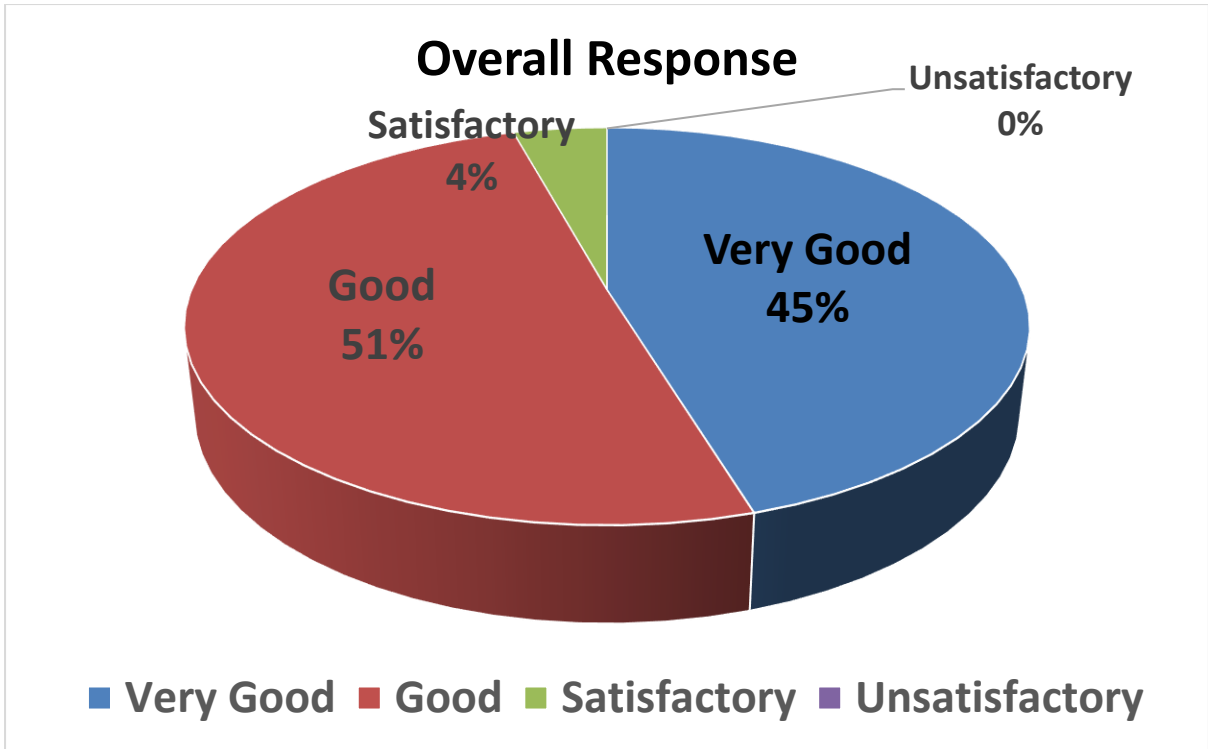
S. No.	Category for response
29.	Very Good
30.	Good
31.	Satisfactory
32.	Unsatisfactory

Feedback

Prof. Reeta venugopal

Subject: Research and Statistics in Physical Education

S. No	Question	Response			
		Very Good	Good	Satisfactory	Unsatisfactory
1.	A	9	4	0	0
2.	B	4	9	0	0
3.	C	9	3	1	0
4.	D	5	7	1	0
5.	E	6	6	1	0
6.	F	7	5	1	0
7.	G	5	8	0	0
8.	H	4	8	1	0
9.	I	4	9	0	0
Total		53	59	5	0

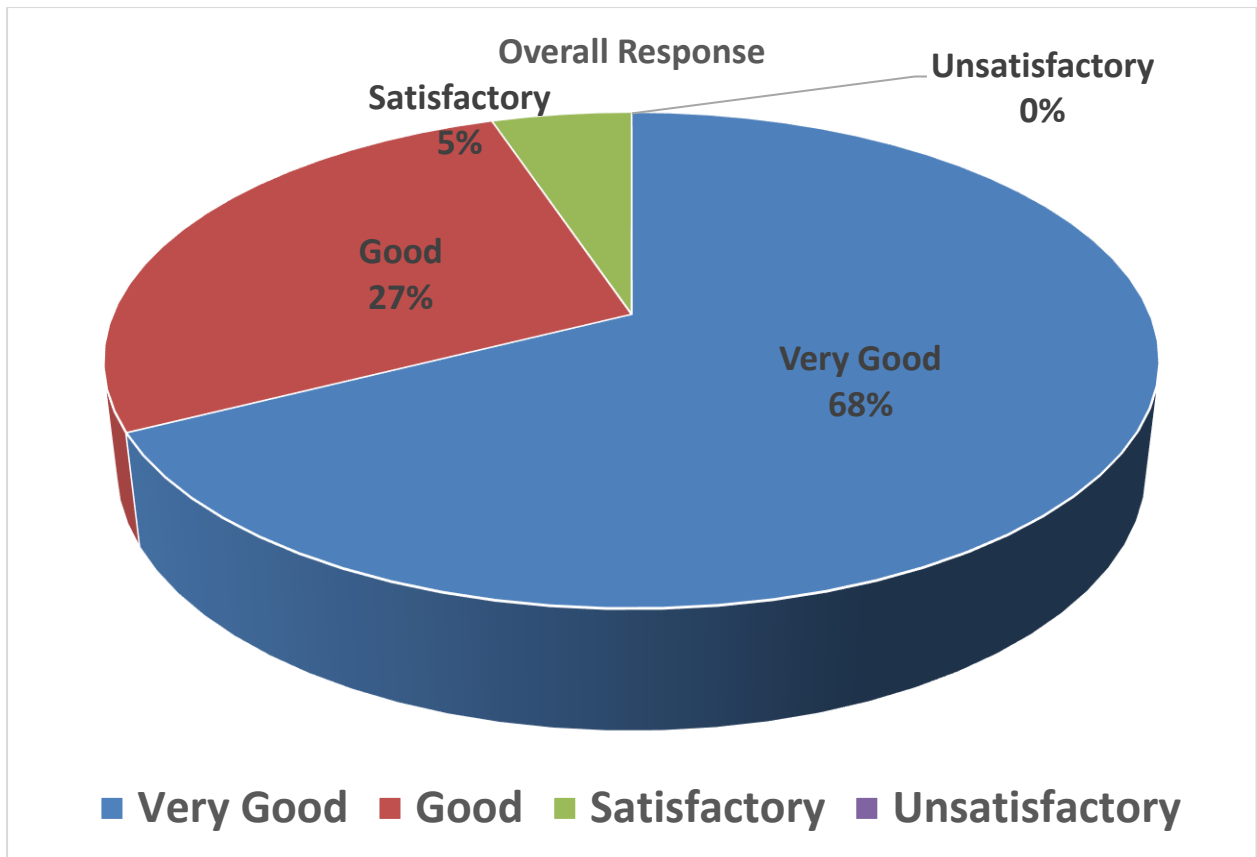


Feedback

Prof. Rajeev Choudhary

Subject: Sports Management

S. No	Question	Response			
		Very Good	Good	Satisfactory	Unsatisfactory
1.	A	12	1	0	0
2.	B	9	4	0	0
3.	C	12	1	0	0
4.	D	9	4	0	0
5.	E	8	5	0	0
6.	F	8	2	3	0
7.	G	7	5	1	0
8.	H	7	4	2	0
9.	I	7	6	0	0
Total		79	32	6	0



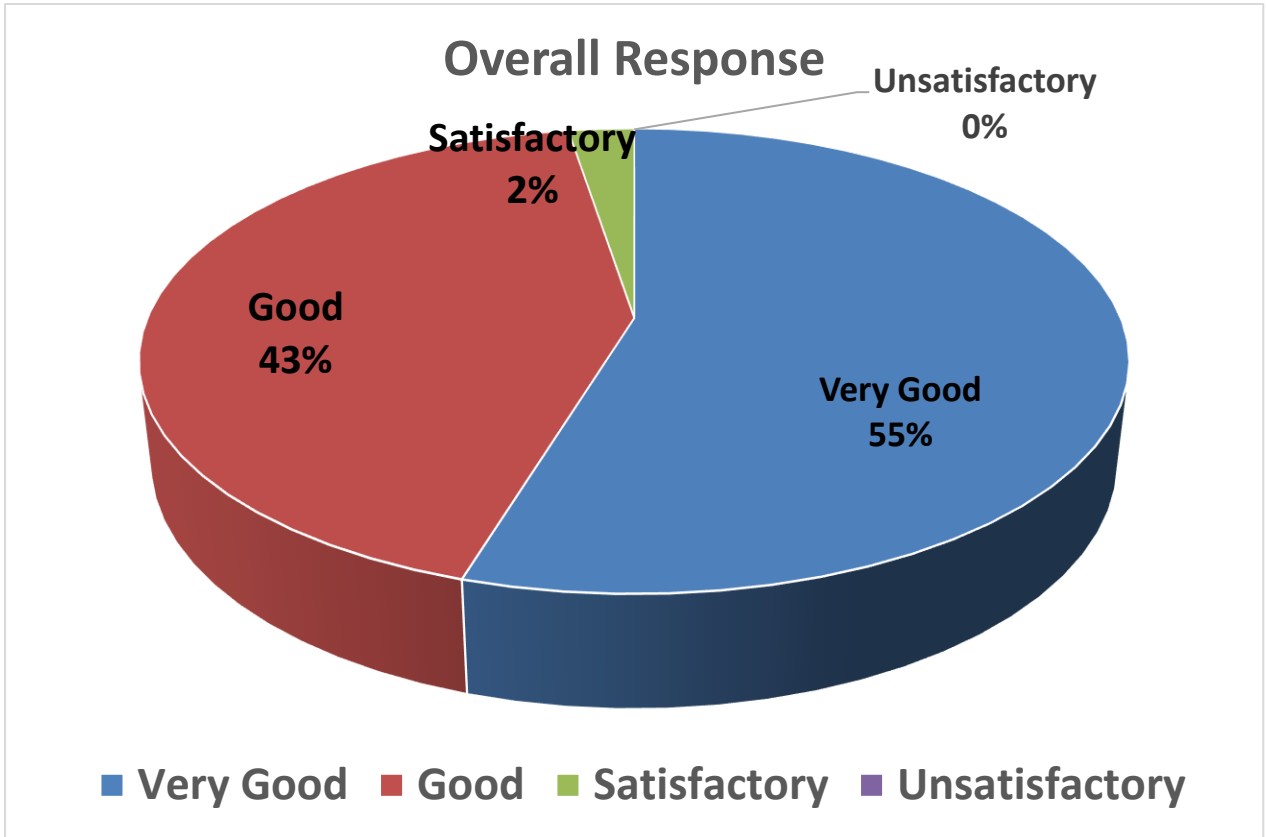
Feedback

Prof. C.D Agashe

Subject: Test Measurement and Evaluation

S. No	Question	Response			
		Very Good	Good	Satisfactory	Unsatisfactory
1.	A	10	3	0	0
2.	B	6	7	0	0
3.	C	9	4	0	0
4.	D	9	4	0	0
5.	E	6	7	0	0
6.	F	5	8	0	0
7.	G	7	6	0	0
8.	H	6	6	1	0

9.	I	6	5	2	0
Total		64	50	3	0

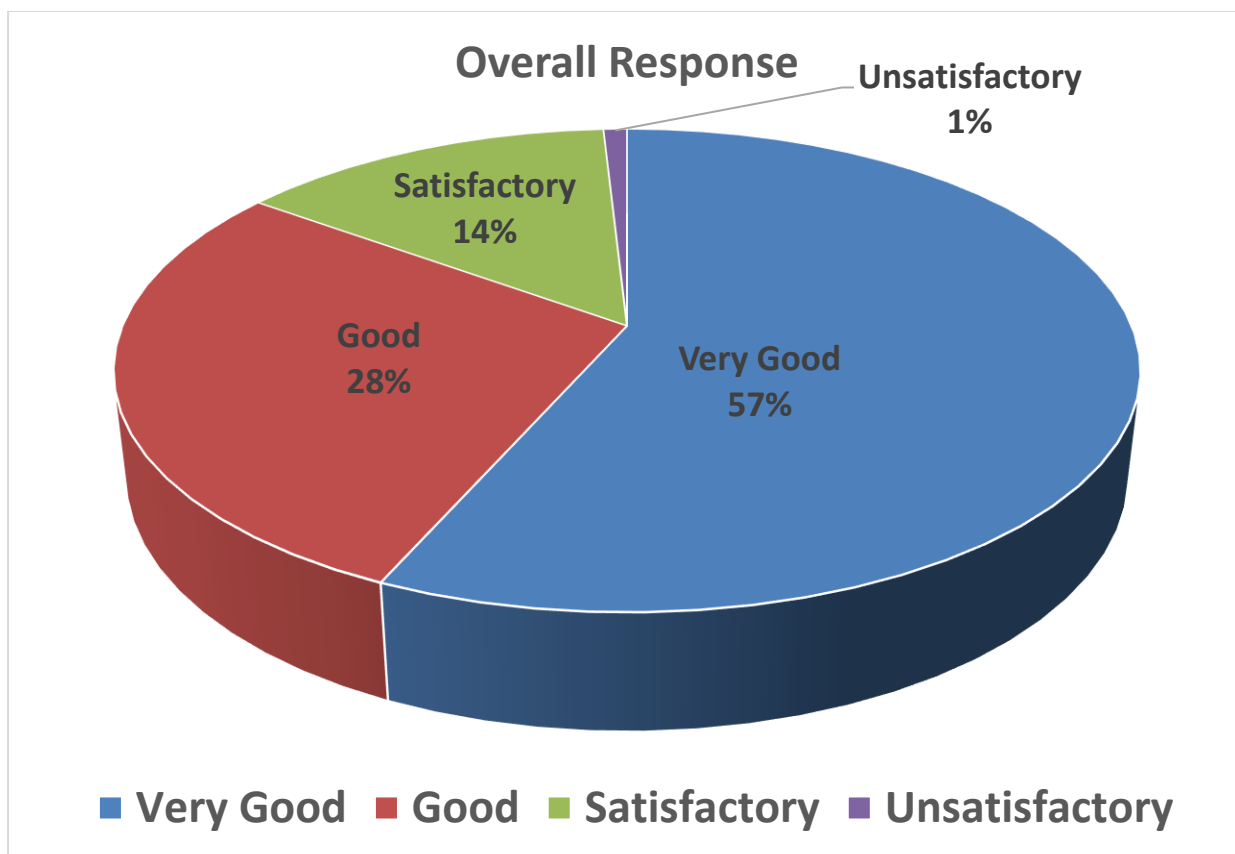


Feedback

Dr. N.M. Ghosh

Subject: Kinesiology and Biomechanics

S. No	Question	Response			
		Very Good	Good	Satisfactory	Unsatisfactory
1.	A	10	2	1	0
2.	B	5	6	2	0
3.	C	9	4	1	0
4.	D	10	3	0	0
5.	E	7	3	3	0
6.	F	5	2	2	0
7.	G	8	5	0	0
8.	H	4	2	6	1
9.	I	6	5	1	0
Total		64	32	16	1



Class: M.P.Ed.1st Semester 2017-18

Total No. of Students- 22

Questions for Feedback: Questionnaire-1

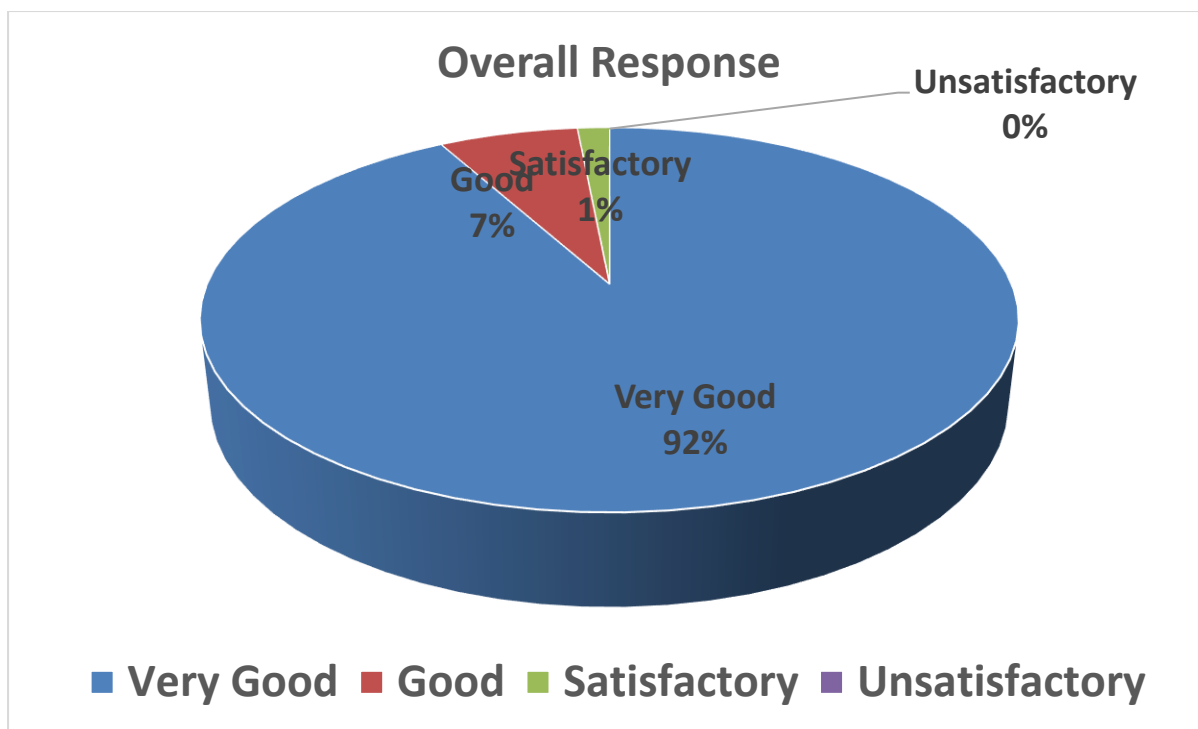
S. No	Question
73.	Depth of the course content including project work, if any
74.	Extent of coverage of course.
75.	Application /relevance to real life situation.
76.	Learning value (in term of knowledge, concepts, manual skills, analytical abilities and broadening perspectives).
77.	Clarity and relevance of textual reading material
78.	Relevance of additional source of material (Library).
79.	Extent of effort required by students (You) to cope with the course /program.
80.	Provision of sufficient time for feedback.

81.	Overall rating.
------------	------------------------

Categories of responses for feedback from students

S. No.	Category for response
33.	Very Good
34.	Good
35.	Satisfactory
36.	Unsatisfactory

S. No	Question	Response			
		Very Good	Good	Satisfactory	Unsatisfactory
28.	A	22	0	0	0
29.	B	21	1	0	0
30.	C	22	0	0	0
31.	D	19	2	1	0
32.	E	18	3	1	0
33.	F	17	4	1	0
34.	G	21	1	0	0
35.	H	22	0	0	0
36.	I	20	2	0	0
TOTAL		182	13	3	0



Class: M.P.Ed. 1st Semester 2017-18

Total No. of Students: - 22

S. No.	Subjects	Name of Teacher
1.	Exercise physiology	Prof. Reeta venugopal
2.	Test measurement and Evaluation in Physical Education	Prof. C.D. Agashe
3.	Management of physical education	Prof. Rajeev Choudhary
4.	Professional preparation and Curriculum designs	Dr. Milind Bhandeo

Questions for Feedback: Questionnaire-2

S. No	Question
1.	Knowledge base of the teacher (as perceived by you)
2.	Communication skills (in terms of articulation & comprehensibility)
3.	Sincerity/ Commitment of the teacher
4.	Interest generated by the teacher
5.	Ability to integrate course material with others environment / other issues, to provide a broader perspective
6.	Ability to integrate content with other courses
7.	Accessibility of the teacher in & out of the class (include availability of the teacher to motivate further study & discussion outside class)
8.	Ability to design quizzes /tests/assignment/ examination & projects to evaluate students understanding of the course
9.	Overall rating

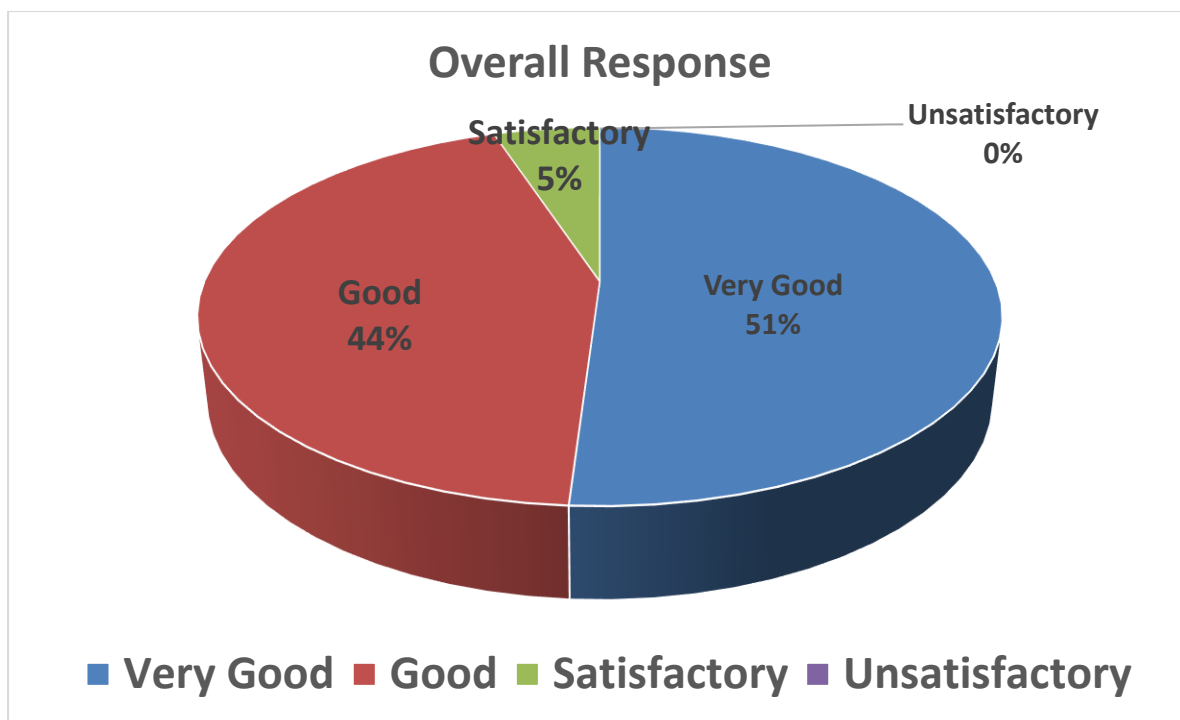
Categories of responses for feedback from students

S. No.	Category for response
1.	Very Good
2.	Good
3.	Satisfactory
4.	Unsatisfactory

Prof. Reeta venugopal

Subject-Exercise physiology

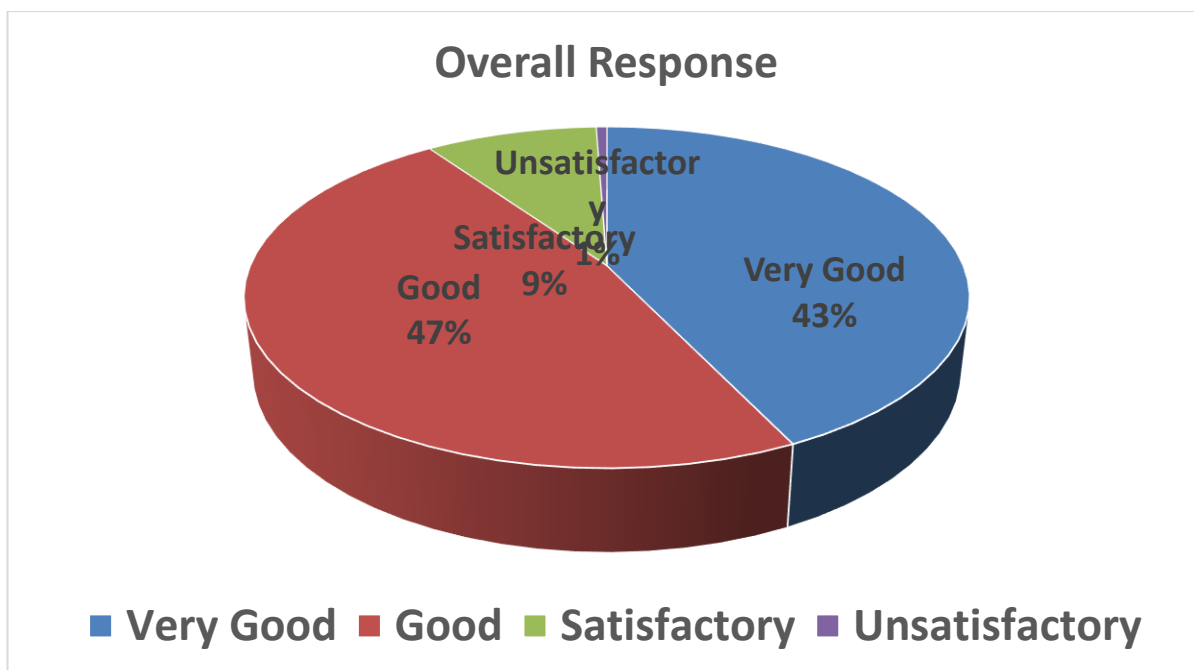
S.N.	Question	Response			
		Very Good	Good	Satisfactory	Unsatisfactory
1	A	20	2	0	0
2	B	3	19	0	0
3	C	0	22	0	0
4	D	21	1	0	0
5	E	7	10	5	0
6	F	17	3	2	0
7	G	9	10	2	0
8	H	1	19	1	0
9	I	22	0	0	0
Total		100	86	10	0



Prof. Rajeev Choudhary

Subject - Management of physical education

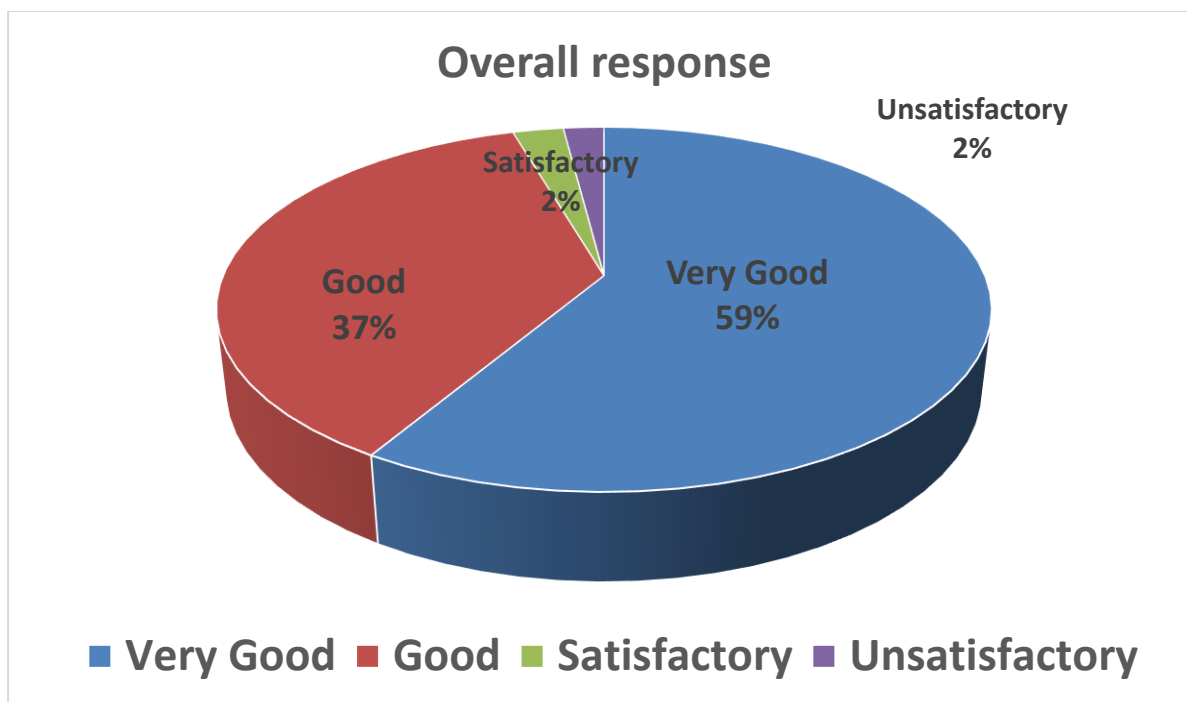
S.N.	Question	Response			
		Very Good	Good	Satisfactory	Unsatisfactory
1	A	2	19	0	0
2	B	2	10	9	1
3	C	17	3	2	0
4	D	10	7	5	0
5	E	1	21	0	0
6	F	19	3	0	0
7	G	22	0	0	0
8	H	2	20	0	0
9	I	0	0	0	0
Total		75	83	16	1



Prof. C.D. Agashe

Subject - Test measurement and Evaluation in Physical Education

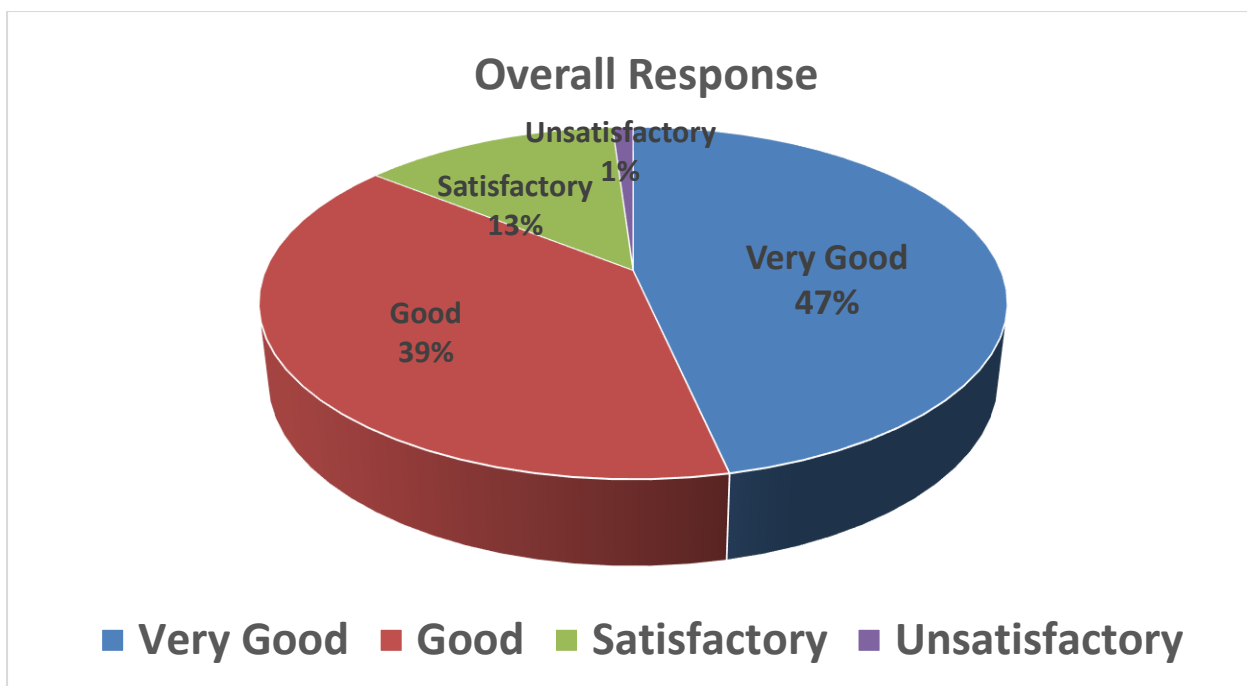
S.N.	Question	Response			
		Very Good	Good	Satisfactory	Unsatisfactory
1	A	20	2	0	0
2	B	19	2	1	0
3	C	2	19	1	0
4	D	3	17	2	0
5	E	10	7	1	4
6	F	21	1	0	0
7	G	19	3	0	0
8	H	22	0	0	0
9	I	0	22	0	0
Total		116	73	5	4



Dr. Milind Bhandeo

Subject- Professional preparation and Curriculum designs

S.N.	Question	Response			
		Very Good	Good	Satisfactory	Unsatisfactory
1	A	10	9	2	1
2	B	11	1	1	0
3	C	10	7	5	0
4	D	7	5	10	0
5	E	2	20	0	0
6	F	21	1	0	0
7	G	17	3	2	0
8	H	10	9	2	1
9	I	0	19	3	0
Total		88	74	25	2



Class: M.P.Ed 2nd Semester 2017-2018

Total No. of Students- 14

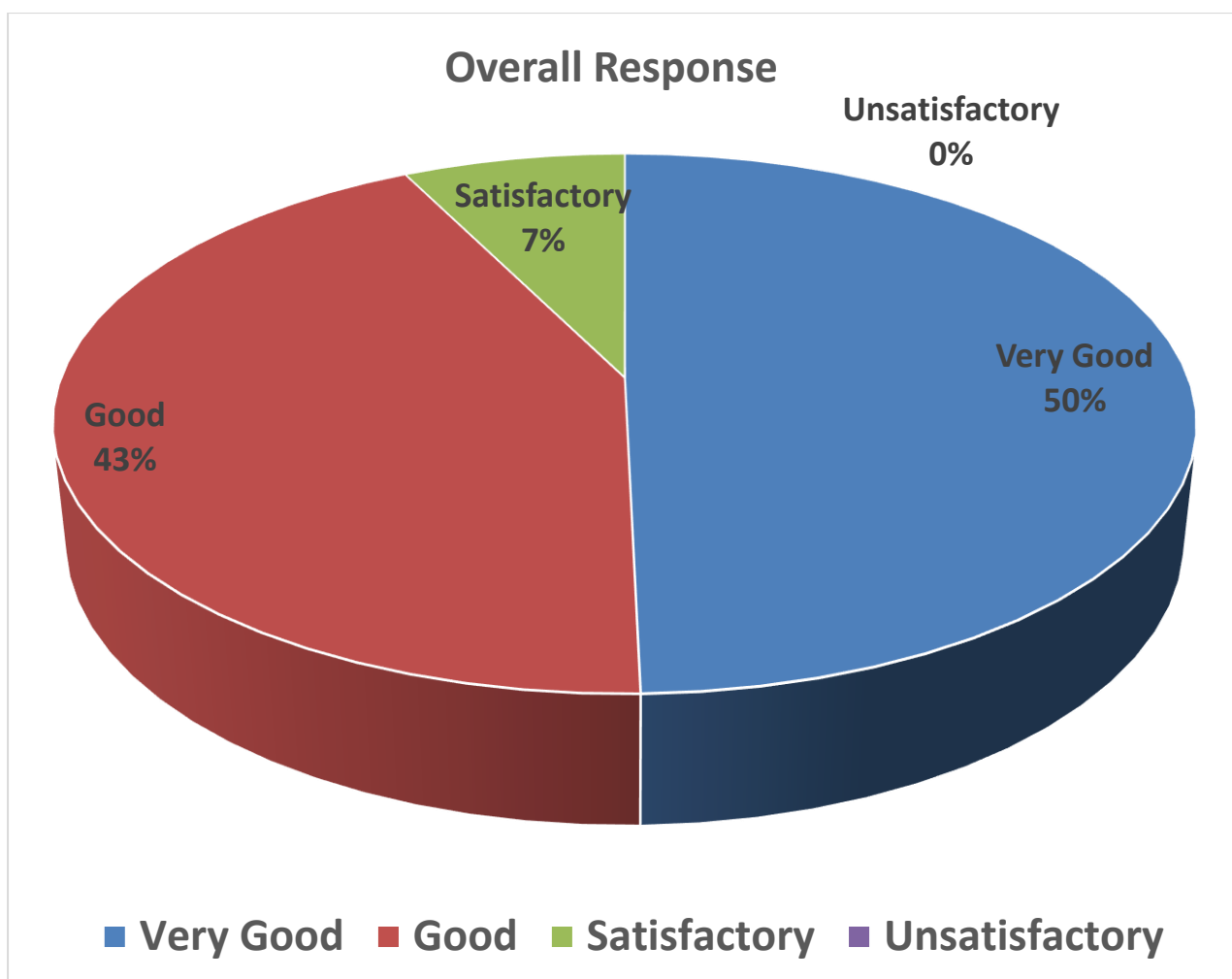
Questions for Feedback: Questionnaire-1

S. No	Question
10.	Depth of the course content including project work, if any
11.	Extent of coverage of course.
12.	Application /relevance to real life situation.
13.	Learning value (in term of knowledge, concepts, manual skills, analytical abilities and broadening perspectives).
14.	Clarity and relevance of textual reading material
15.	Relevance of additional source of material (Library).
16.	Extent of effort required by students (You) to cope with the course /program.
17.	Provision of sufficient time for feedback.
18.	Overall rating.

Categories of responses for feedback from students

S. No.	Category for response
5.	Very Good
6.	Good
7.	Satisfactory
8.	Unsatisfactory

S. No	Question	Response			
		Very Good	Good	Satisfactory	Unsatisfactory
<u>1</u>	A	5	10	0	0
<u>2</u>	B	5	5	5	0
<u>3</u>	C	11	4	0	0
<u>4</u>	D	7	8	0	0
<u>5</u>	E	5	8	2	0
<u>6</u>	F	7	8	0	0
<u>7</u>	G	9	5	1	0
<u>8</u>	H	9	5	1	0
<u>9</u>	I	9	5	1	0
TOTAL		67	58	10	0



Class: M.P.Ed. 2nd Semester 2017-18

Total No. of Students: - 19

S. No.	Subjects	Name of Teacher
5.	Research process	Prof. Reeta venugopal
6.	Training methods	Prof. C.D. Agashe
7.	Statistics and computer	Prof. Rajeev Choudhary
8.	Biomechanics	Dr. Milind Bhandeo

Questions for Feedback: Questionnaire-2

S. No	Question
19.	Knowledge base of the teacher (as perceived by you)
20.	Communication skills (in terms of articulation & comprehensibility)
21.	Sincerity/ Commitment of the teacher
22.	Interest generated by the teacher
23.	Ability to integrate course material with others environment / other issues, to provide a broader perspective

24.	Ability to integrate content with other courses
25.	Accessibility of the teacher in & out of the class (include availability of the teacher to motivate further study & discussion outside class)
26.	Ability to design quizzes /tests/assignment/ examination & projects to evaluate students understanding of the course
27.	Overall rating

Categories of responses for feedback from students

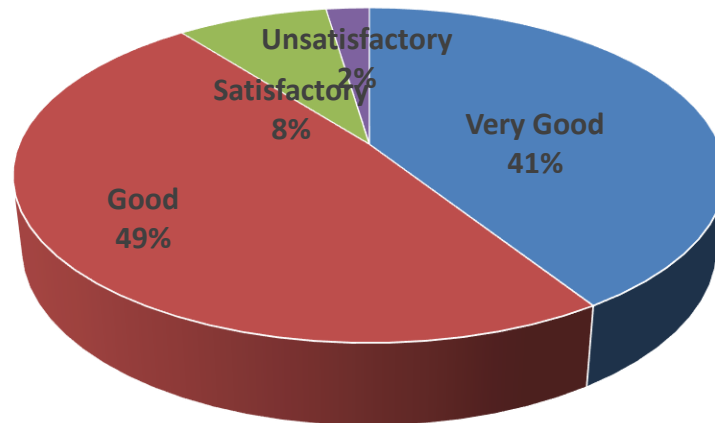
S. No.	Category for response
9.	Very Good
10.	Good
11.	Satisfactory
12.	Unsatisfactory

Prof. Reeta venugopal

Subject- Research process

S.N.	Question	Response			
		Very Good	Good	Satisfactory	Unsatisfactory
1	A	19	0	0	0
2	B	0	18	1	0
3	C	1	17	1	0
4	D	14	5	0	0
5	E	5	9	5	0
6	F	10	5	4	0
7	G	3	10	2	4
8	H	1	18	0	0
9	I	17	1	1	0
Total		70	83	14	4

Overall Response

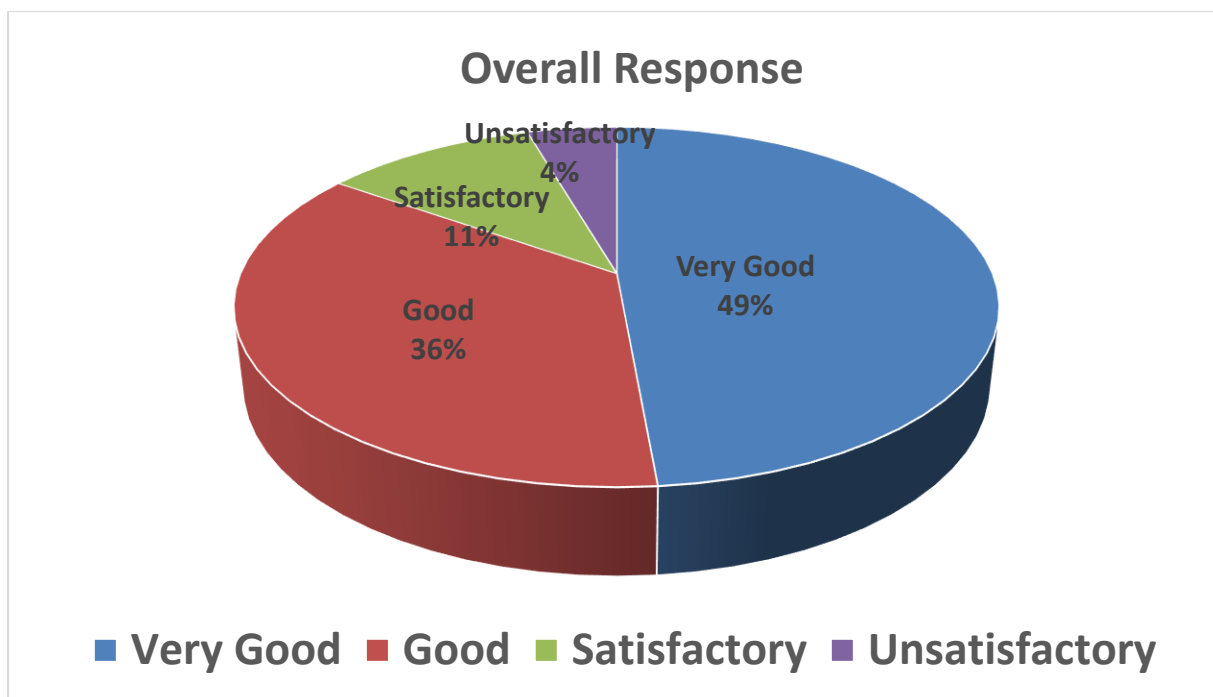


■ Very Good ■ Good ■ Satisfactory ■ Unsatisfactory

Prof. Rajeev Choudhary

Subject -Statistics and computer

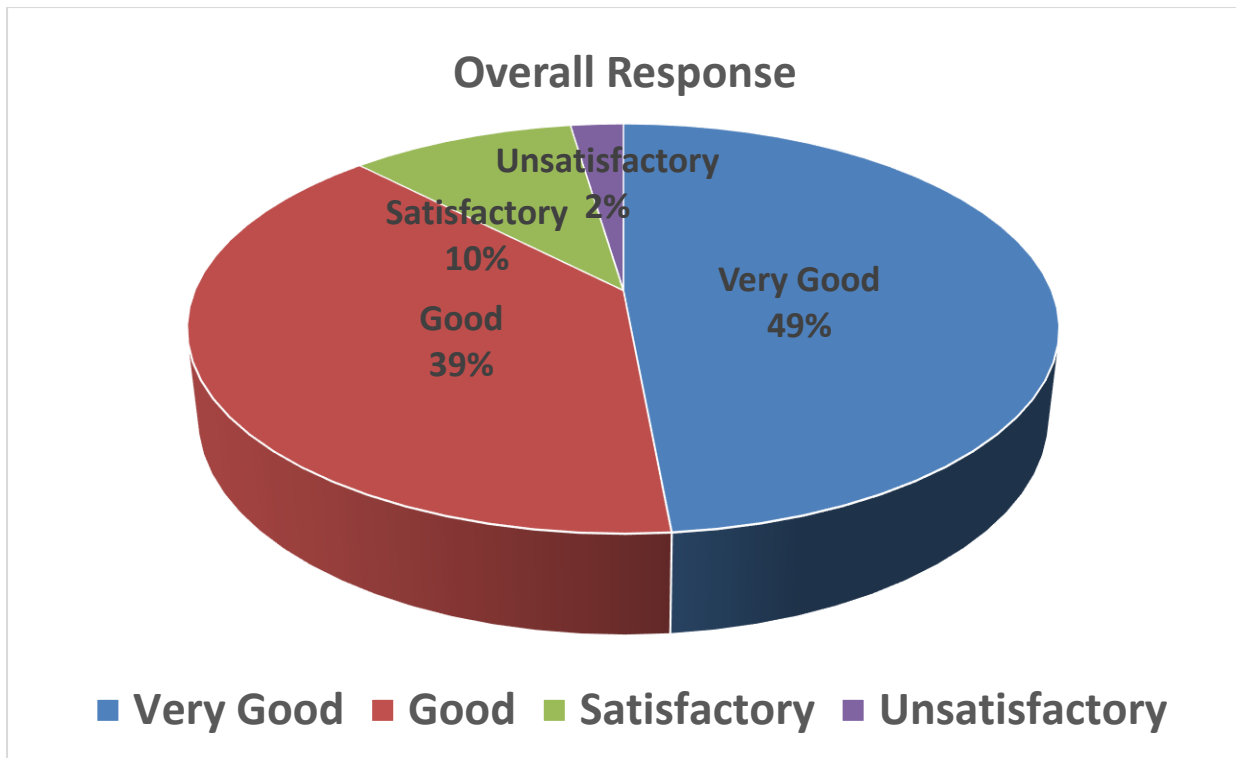
S.N.	Question	Response			
		Very Good	Good	Satisfactory	Unsatisfactory
1	A	10	3	5	4
2	B	1	18	0	0
3	C	10	5	4	0
4	D	10	5	2	2
5	E	12	5	2	0
6	F	11	8	3	0
7	G	14	2	3	0
8	H	17	0	0	2
9	I	1	18	0	0
Total		86	64	19	8



Prof. C.D. Agashe

Subject -Training methods

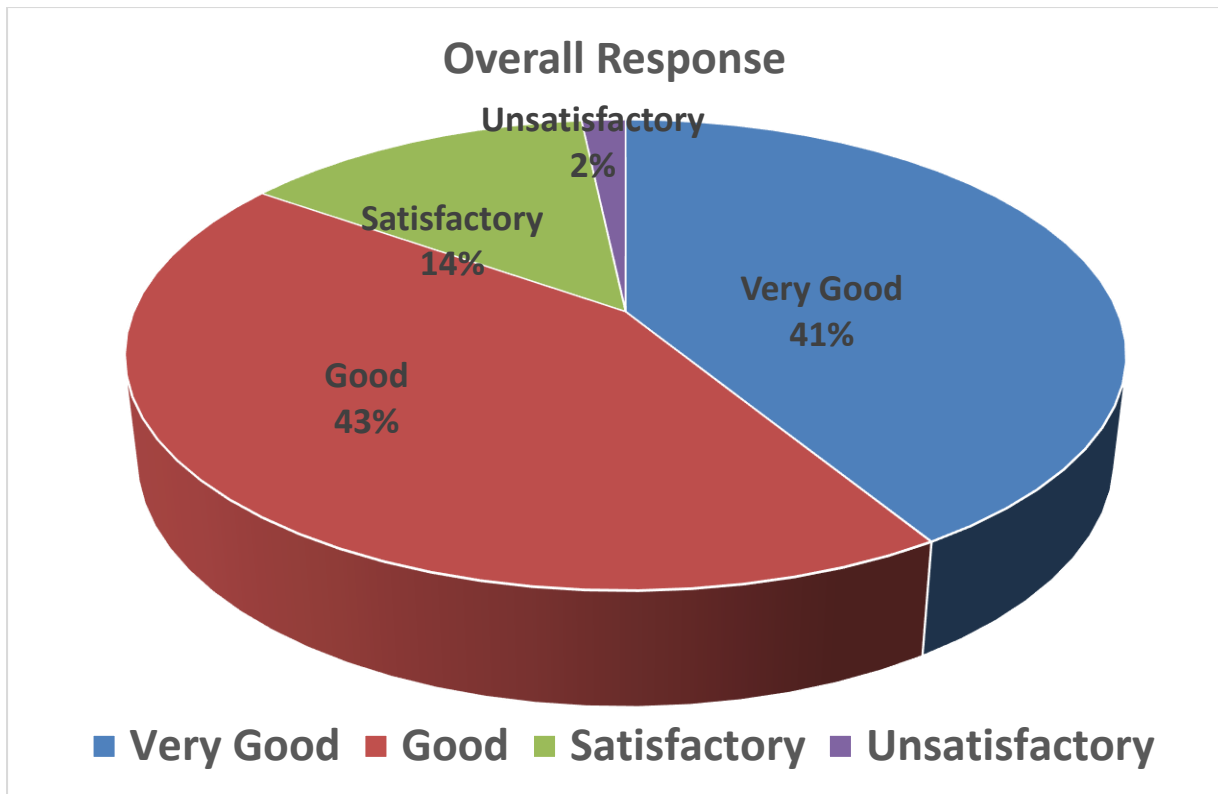
S.N.	Question	Response			
		Very Good	Good	Satisfactory	Unsatisfactory
1	A	10	9	0	0
2	B	5	9	5	0
3	C	5	14	0	0
4	D	5	10	4	0
5	E	10	5	4	0
6	F	10	3	2	4
7	G	18	1	0	0
8	H	17	1	1	0
9	I	3	15	1	0
Total		83	67	17	4



Dr. Milind Bhandeo

Subject- Biomechanics

S.N.	Question	Response			
		Very Good	Good	Satisfactory	Unsatisfactory
1	A	5	9	4	1
2	B	10	9	0	0
3	C	3	9	5	2
4	D	10	9	0	0
5	E	5	9	5	0
6	F	14	5	0	0
7	G	17	2	0	0
8	H	8	8	9	0
9	I	1	17	1	0
Total		73	77	24	3



Class: M.P.Ed 3rd Semester 2017-2018

Total No. of Students- 14

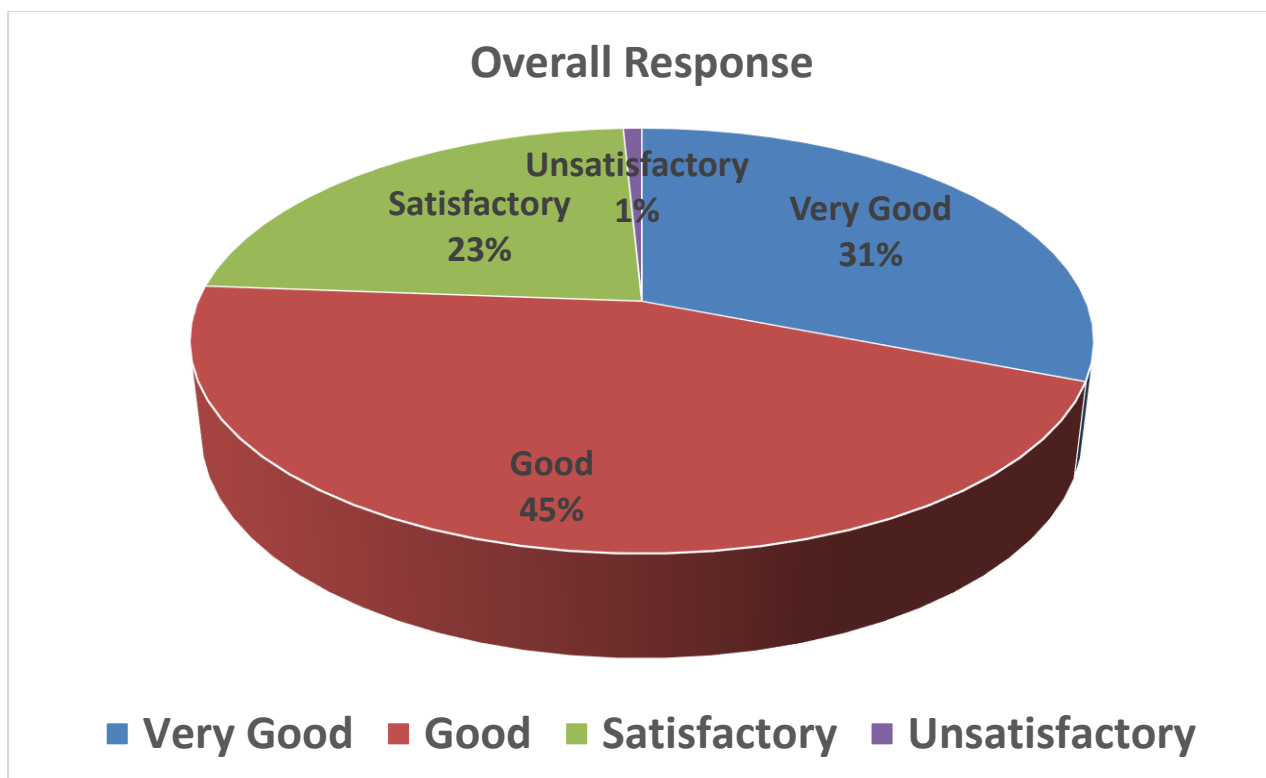
Questions for Feedback: Questionnaire-1

S. No	Question
28.	Depth of the course content including project work, if any
29.	Extent of coverage of course.
30.	Application /relevance to real life situation.
31.	Learning value (in term of knowledge, concepts, manual skills, analytical abilities and broadening perspectives).
32.	Clarity and relevance of textual reading material
33.	Relevance of additional source of material (Library).
34.	Extent of effort required by students (You) to cope with the course /program.
35.	Provision of sufficient time for feedback.
36.	Overall rating.

Categories of responses for feedback from students

S. No.	Category for response
13.	Very Good
14.	Good
15.	Satisfactory
16.	Unsatisfactory

S. No	Question	Response			
		Very Good	Good	Satisfactory	Unsatisfactory
<u>1</u>	A	4	8	2	0
<u>2</u>	B	4	6	4	0
<u>3</u>	C	12	1	1	0
<u>4</u>	D	6	5	3	0
<u>5</u>	E	3	8	3	0
<u>6</u>	F	3	4	7	0
<u>7</u>	G	1	9	3	1
<u>8</u>	H	4	7	3	0
<u>9</u>	I	2	9	3	0
TOTAL		39	57	29	1



Class: M.P.Ed 3rd Semester 2017-18

Total No. of Students: - 16

S. No.	Subjects	Name of Teacher
9.	Sports medicine	Prof. Reeta venugopal
10.	Sports Phycology	Prof. C.D Agashe
11.	Scientific Coaching Methods	Prof. Rajeev Choudhary
12.	Sports Specialization	Dr. N.M Ghosh

Questions for Feedback: Questionnaire-2

S. No	Question
37.	Knowledge base of the teacher (as perceived by you)
38.	Communication skills (in terms of articulation & comprehensibility)
39.	Sincerity/ Commitment of the teacher
40.	Interest generated by the teacher
41.	Ability to integrate course material with others environment / other issues, to provide a broader perspective
42.	Ability to integrate content with other courses
43.	Accessibility of the teacher in & out of the class (include availability of the teacher to motivate further study & discussion outside class)

44.	Ability to design quizzes /tests/assignment/ examination & projects to evaluate students understanding of the course
45.	Overall rating

Categories of responses for feedback from students

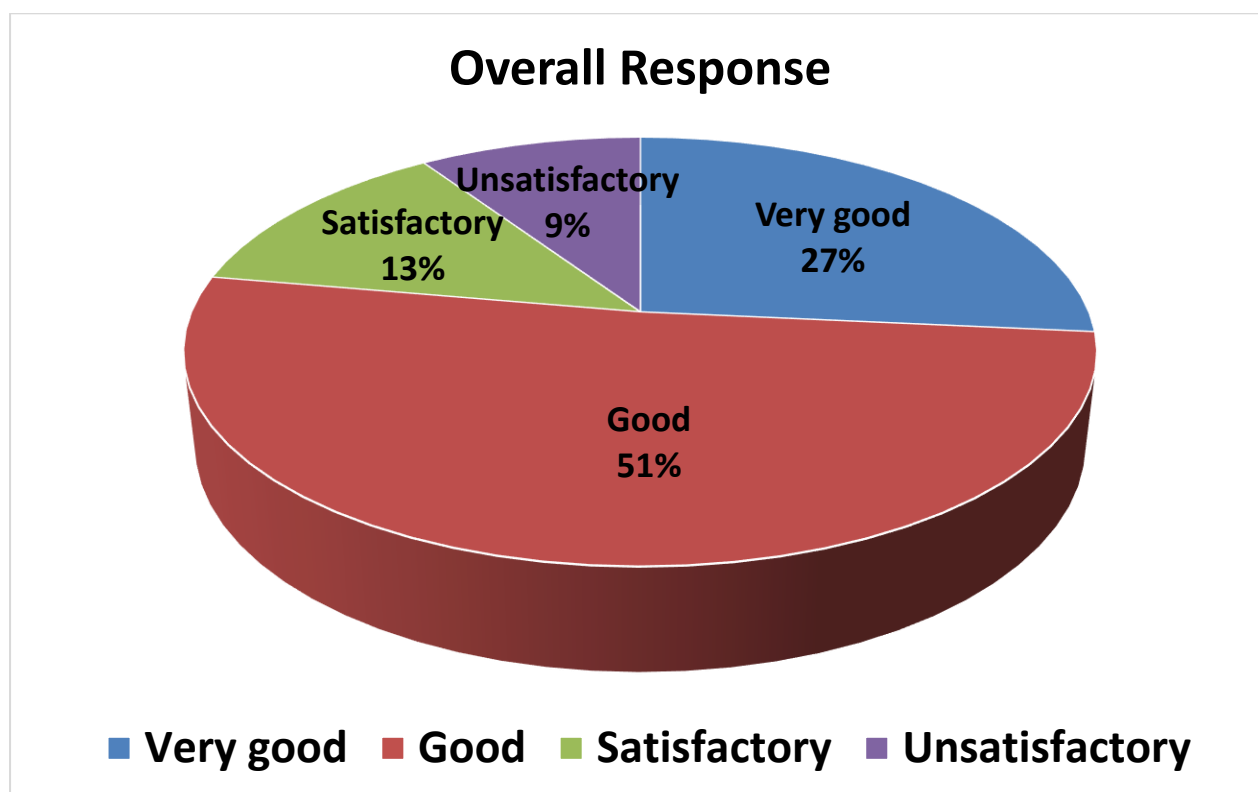
S. No.	Category for response
17.	Very Good
18.	Good
19.	Satisfactory
20.	Unsatisfactory

Feedback

Prof. Reeta Venugopal

Subject:

S.N	Question	Response			
		Very good	Good	Satisfactory	Unsatisfactory
28.	A	4	8	1	0
29.	B	4	7	2	0
30.	C	5	6	1	1
31.	D	4	6	2	1
32.	E	3	6	2	2
33.	F	1	8	2	2
34.	G	4	4	4	1
35.	H	3	7	1	2
36.	I	3	8	0	2
Total		31	60	15	11

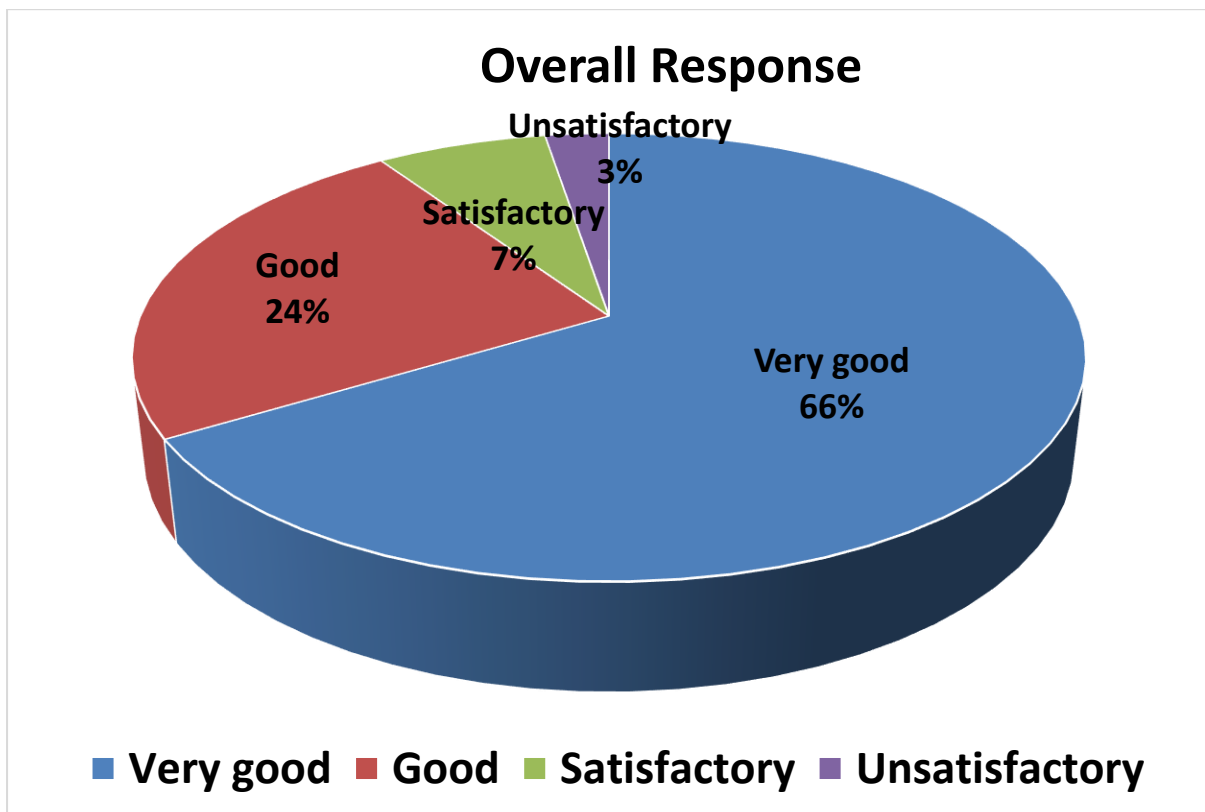


Feedback

Prof. C.D Agashe

Subject: Sports Phycology

S.N	Question	Response			
		Very good	Good	Satisfactory	Unsatisfactory
1.	A	11	1	1	0
2.	B	10	2	0	1
3.	C	9	2	2	0
4.	D	7	5	0	0
5.	E	7	5	1	0
6.	F	6	6	0	1
7.	G	10	1	2	0
8.	H	9	2	1	1
9.	I	8	4	1	0
Total		77	28	8	3

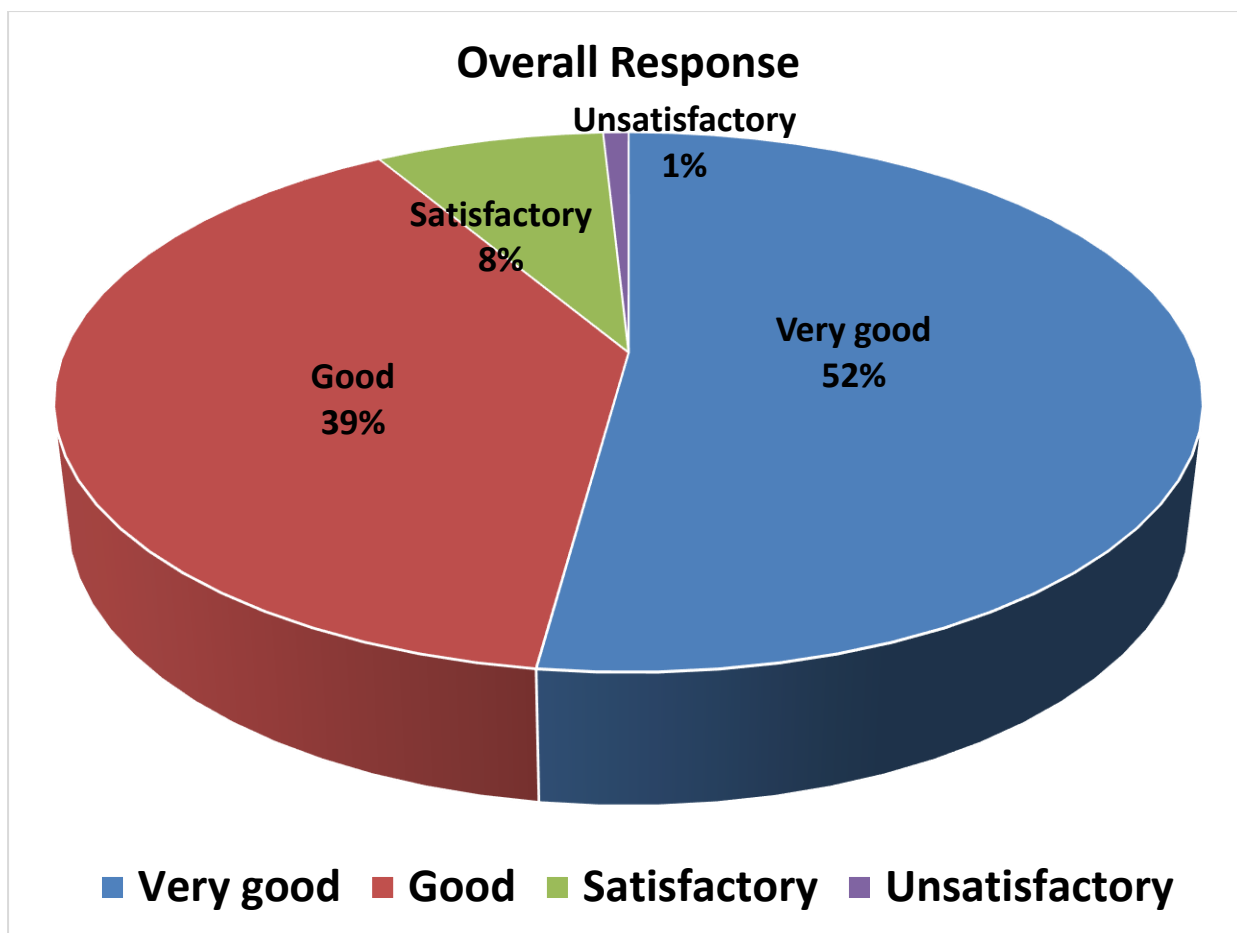


Feedback

Prof. Rajeev Choudhary

Subject: Scientific Coaching Methods

S.N	Question	Response			
		Very good	Good	Satisfactory	Unsatisfactory
1.	A	11	2	0	0
2.	B	6	7	0	0
3.	C	8	5	0	0
4.	D	6	5	2	0
5.	E	6	6	1	0
6.	F	5	7	1	0
7.	G	7	2	3	1
8.	H	7	4	2	0
9.	I	5	8	0	0
Total		61	46	9	1

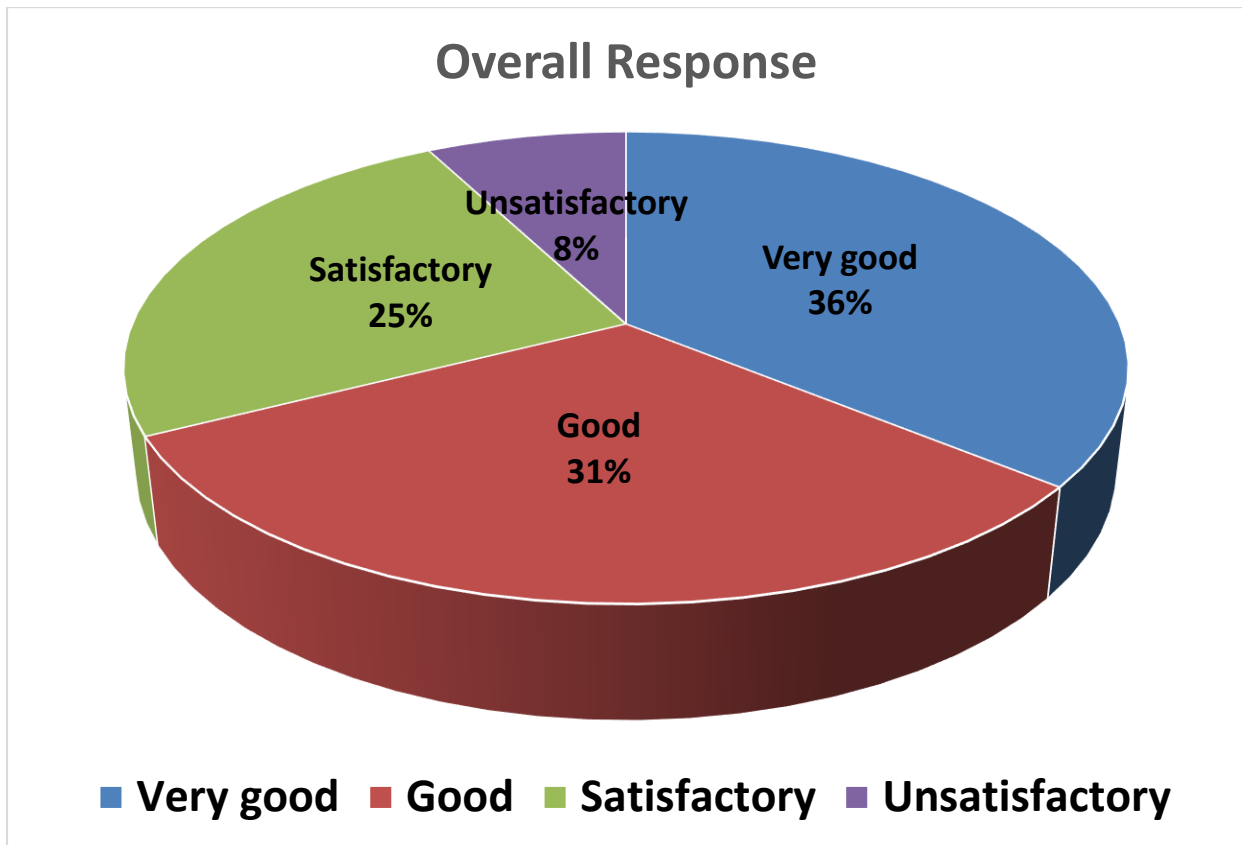


Feedback

Dr. N.M Ghosh

Subject: Sports Specialization

S.N	Question	Response			
		Very good	Good	Satisfactory	Unsatisfactory
1.	A	6	6	0	1
2.	B	4	4	4	1
3.	C	6	3	3	1
4.	D	5	3	4	1
5.	E	4	4	4	1
6.	F	3	5	4	1
7.	G	6	3	3	1
8.	H	4	4	4	1
9.	I	4	5	3	1
Total		42	37	29	9



Class: M.P.Ed 4th Semester 2017-2018

Total No. of Students- 16

Questions for Feedback: Questionnaire-1

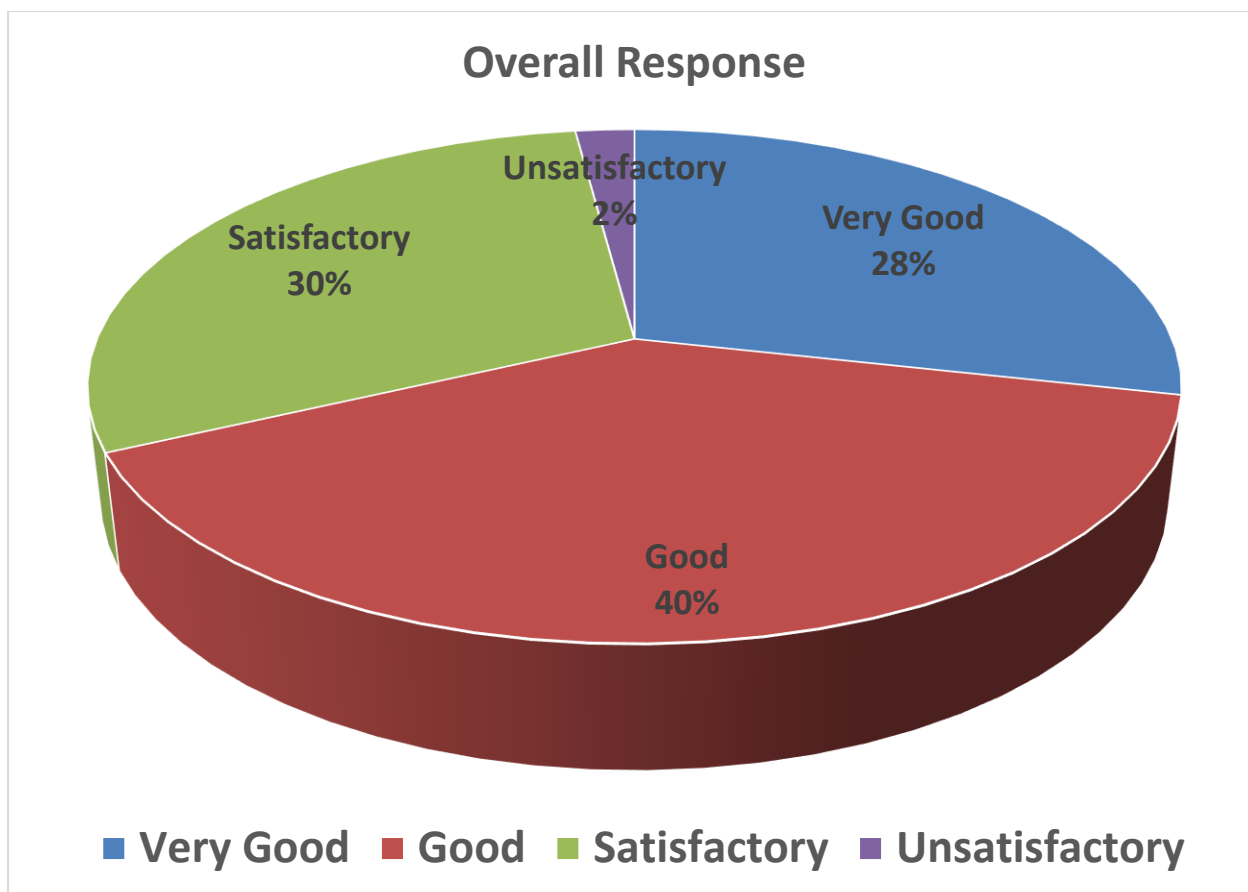
S. No	Question
46.	Depth of the course content including project work, if any
47.	Extent of coverage of course.
48.	Application /relevance to real life situation.
49.	Learning value (in term of knowledge, concepts, manual skills, analytical abilities and broadening perspectives).
50.	Clarity and relevance of textual reading material
51.	Relevance of additional source of material (Library).

52.	Extent of effort required by students (You) to cope with the course /program.
53.	Provision of sufficient time for feedback.
54.	Overall rating.

Categories of responses for feedback from students

S. No.	Category for response
21.	Very Good
22.	Good
23.	Satisfactory
24.	Unsatisfactory

S. No	Question	Response			
		Very Good	Good	Satisfactory	Unsatisfactory
<u>1</u>	A	3	11	2	0
<u>2</u>	B	5	5	5	1
<u>3</u>	C	9	4	3	0
<u>4</u>	D	3	9	4	0
<u>5</u>	E	3	9	4	0
<u>6</u>	F	5	3	6	2
<u>7</u>	G	5	5	6	0
<u>8</u>	H	4	5	7	0
<u>9</u>	I	4	6	6	0
TOTAL		41	57	43	3



Class: M.P.Ed 4th Semester 2017-18

Total No. of Students: - 15

S. No.	Subjects	Name of Teacher
13.	Health Education	Prof. Reeta venugopal
14.	Psychology of Coaching and Counselling	Prof. C.D. Agashe
15.	Foundation of Physical Education & Current Trends	Prof. Rajeev Choudhary
16.	Sports Physiotherapy	Dr. N.M. Ghosh

Questions for Feedback: Questionnaire-2

S. No	Question
55.	Knowledge base of the teacher (as perceived by you)
56.	Communication skills (in terms of articulation & comprehensibility)
57.	Sincerity/ Commitment of the teacher
58.	Interest generated by the teacher
59.	Ability to integrate course material with others environment / other issues, to provide a broader perspective

60.	Ability to integrate content with other courses
61.	Accessibility of the teacher in & out of the class (include availability of the teacher to motivate further study & discussion outside class)
62.	Ability to design quizzes /tests/assignment/ examination & projects to evaluate students understanding of the course
63.	Overall rating

Categories of responses for feedback from students

S. No.	Category for response
25.	Very Good
26.	Good
27.	Satisfactory
28.	Unsatisfactory

Feedback

Prof. Reeta Venugopal

Subject: Health Education.

S.N	Question	Response			
		Very good	Good	Satisfactory	Unsatisfactory
37.	A	24	2	0	0
38.	B	9	0	0	0

39.	C	4	5	0	0
40.	D	7	2	0	0
41.	E	4	4	1	0
42.	F	5	4	0	0
43.	G	3	5	1	0
44.	H	9	0	0	0
45.	I	0	7	2	0
Total		46	31	4	0



Feedback

Prof. C. D. Agashe

Subject: Psychology of Coaching and Counselling

S. No	Question	Response
-------	----------	----------

		Very Good	Good	Satisfactory	Unsatisfactory
10.	A	14	1	0	0
11.	B	11	4	0	0
12.	C	10	5	0	0
13.	D	11	4	0	0
14.	E	8	6	0	0
15.	F	8	7	0	0
16.	G	9	4	1	0
17.	H	9	5	1	0
18.	I	6	5	15	0
Total		86	41	17	0

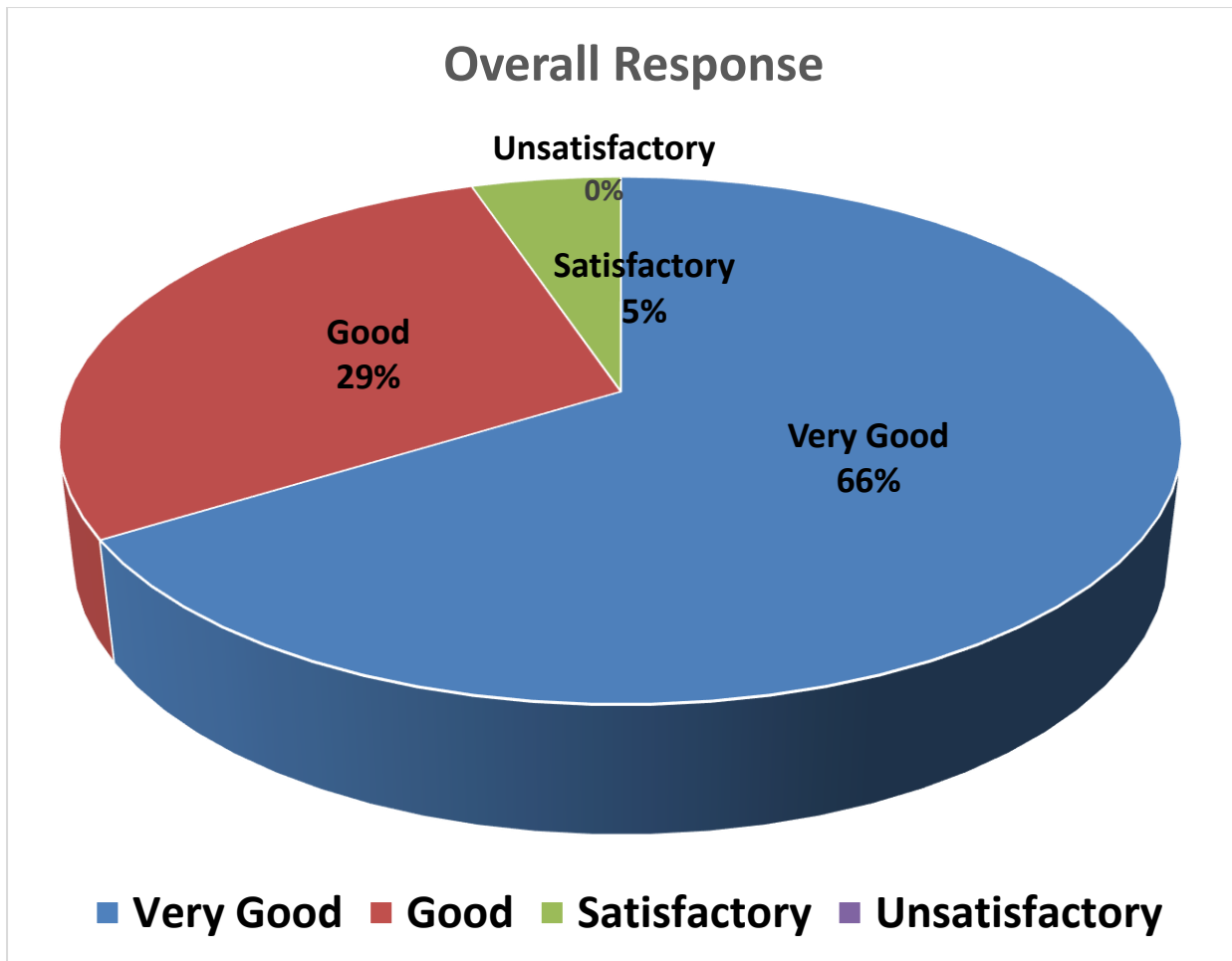


Feedback

Prof. Rajeev Choudhary

Subject: Foundation of Physical Education & Current Trends

S. No	Question	Response			
		Very Good	Good	Satisfactory	Unsatisfactory
10.	A	12	3	0	0
11.	B	12	2	1	0
12.	C	12	3	0	0
13.	D	11	4	0	0
14.	E	8	7	1	0
15.	F	11	3	1	0
16.	G	7	6	2	0
17.	H	8	6	1	0
18.	I	9	5	1	0
Total		90	39	7	0



Feedback

Dr. N.M. Ghosh

Subject: Sports Physiotherapy

S. No	Question	Response			
		Very Good	Good	Satisfactory	Unsatisfactory
10.	A	12	3	0	0
11.	B	11	2	2	0
12.	C	9	5	1	0
13.	D	12	3	0	0
14.	E	7	7	1	0
15.	F	9	4	2	0
16.	G	10	5	0	0

17.	H	10	2	3	0
18.	I	10	3	2	0
Total		90	34	11	0


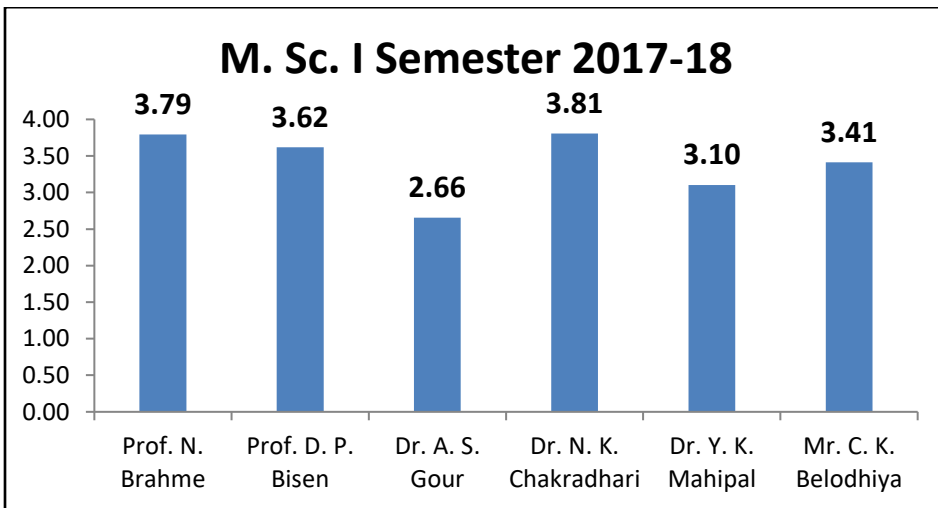
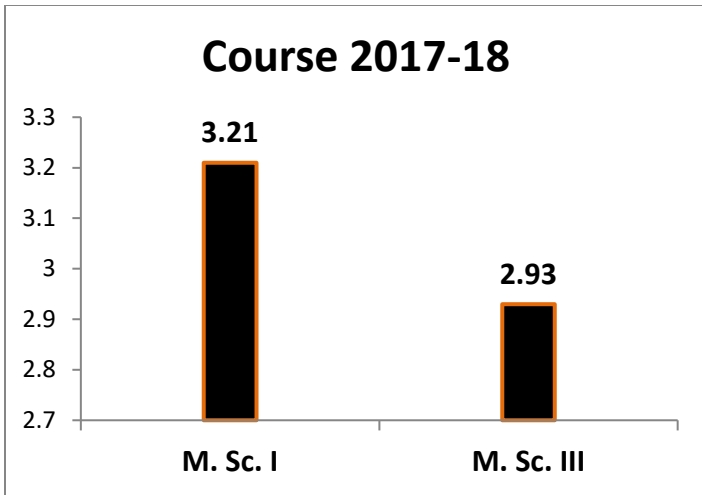


Feed Back Analysis
Remarks of the students on teachers
M. Sc. I Semester - (Session 2017-18)

Name of the teachers	A	B	C	D
Prof. N. Brahme	23	06	0	0
Prof. D. P. Bisen	19	09	01	0
Dr. A. S. Gour	06	11	08	04
Dr. N. K. Chakradhari	21	05	0	0
Dr. Y. K. Mahipal	10	14	03	02
Mr. C. K. Belodhiya	12	17	0	0
Course	08	19	02	0

Feed Back Analysis
Remarks of the students on teachers
M. Sc. III Semester - (Session 2017-18)

Name of the teachers	A	B	C	D
Prof. N. Brahme	12	10	01	0
Prof. D. P. Bisen	06	11	04	01
Dr. A. S. Gour	0	01	10	01
Dr. N. K. Chakradhari	19	03	0	0
Dr. Y. K. Mahipal	01	07	05	01
Mr. C. K. Belodhiya	08	12	02	0
Course	02	21	04	0



School of Studies in Physics and Astrophysics
Pt Ravishankar Shukla University, Raipur
Action Taken Report on Feedback from Students (July 2017– June 2018)

The feedback forms duly filled by the students of M.Sc. I to III semester for the session 2017-2018 were opened in HOD chamber on **23.01.2018** before the staff members of SoS in Physics and Astrophysics, Pt. R. S. University. The students put forward their opinions regarding the classroom teaching skill of individual teachers, the infrastructure facilities, the laboratory facilities and the prescribed M.Sc. syllabi. Their opinions have been conveyed to the staff members and have been found very effective in assessing the improvement in the teaching methodology and in the reorganizing the syllabi. The students of I and III semester showed greater curiosity in educational excursion and in holding quiz in physics frequently. The students of III semester stressed hard on the improvement of the facilities of the department like labs and NET coaching.

The process of collecting the feedback from the students will continue in the future and action will be taken accordingly after analyzing the report.

Students Remarks and Action Taken

- Teaching skills of teachers: General remarks of majority of students have been very satisfactory. However, there is always a scope for improvement.

Action taken: All the teachers are advised to keep on enhancing/ improving their teaching skill. They must go to the classroom well prepared and interact effectively and more frequently with the students. As and when required they should make use of the modern audio-visual facilities and e-resources.

- Course contents: Majority of the students are satisfied with the course content. However, a few remark that some of the papers are lacking in numerical problem in the content.

Action taken: The content of the syllabi is assiduously reviewed every year by the Board of Studies and the betterments are incorporated as and when it is needed.

In addition to all these, computers, internet facilities and wi-fi are made available to all the students to carry out computer related experiments as well as to improve upon their network skills. Every Saturday there is an interactive session between all the teachers and students in which the students are asked to deliver a seminar to improve upon their presentation skill. Most of the teachers stay in the university campus and are accessible to the students round the clock.



Head

Student feedback on Teachers (Separate for each teacher, please give only for those teachers who have taught you in

SN	Year	Name of the teacher	Course Program /Semester	Name of the course taught	Q1	Q2	Q3	Q4	Q5	Q6	Q7	Q8	Total	Overall	
1	2016-2017	Dr. Promila Singh	MA-I	Psychopathology	4	4	3	3	3	3	3	4	27	good	
2	2016-2017		MA-I	Psychopathology	4	4	3	3	3	3	3	3	4	27	good
3	2016-2017		MA-I	Psychopathology	4	4	3	3	3	3	3	3	4	27	good
4	2016-2017		MA-I	Psychopathology	4	4	4	3	4	4	2	4	4	29	good
5	2016-2017		MA-I	Psychopathology	4	4	4	4	4	4	4	4	4	32	very good
6	2016-2017		MA-I	Psychopathology	4	4	3	3	3	3	3	3	4	27	good
7	2016-2017		MA-I	Psychopathology	4	4	3	3	3	3	3	3	4	27	good
8	2016-2017		MA-I	Psychopathology	4	4	3	3	3	3	3	3	4	27	good
9	2016-2017		MA-I	Psychopathology	4	4	4	3	4	4	2	4	4	29	good
10	2016-2017		MA-I	Psychopathology	4	4	4	4	4	4	4	4	4	32	very good
11	2016-2017		MA-I	Psychopathology	4	4	3	3	3	3	3	3	4	27	good
12	2016-2017		MA-I	Psychopathology	4	4	3	3	3	3	3	3	4	27	good
13	2016-2017		MA-I	Psychopathology	4	4	3	3	3	3	3	3	4	27	good
14	2016-2017		MA-IV	Developmental Psychology	4	4	4	3	4	4	2	4	4	29	good
15	2016-2017		MA-IV	Developmental Psychology	4	4	4	4	4	4	4	4	4	32	very good
16	2016-2017		MA-IV	Developmental Psychology	4	4	3	3	3	3	3	3	4	27	good
17	2016-2017		MA-IV	Developmental Psychology	4	4	3	3	3	3	3	3	4	27	good
18	2016-2017		MA-IV	Developmental Psychology	4	4	3	3	3	3	3	3	4	27	good
19	2016-2017		MA-IV	Developmental Psychology	4	4	4	3	4	4	2	4	4	29	good
20	2016-2017		MA-IV	Developmental Psychology	4	4	4	4	4	4	4	4	4	32	very good

21	2016-2017	MA-IV	Developmental Psychology	4	4	3	3	3	3	3	4	27	good
22	2016-2017	MA-IV	Developmental Psychology	4	4	3	3	3	3	3	4	27	good
23	2016-2017	MA-IV	Developmental Psychology	4	4	3	3	3	3	3	4	27	good
24	2016-2017	MA-IV	Developmental Psychology	4	4	4	3	4	2	4	4	29	good
25	2016-2017	MA-IV	Developmental Psychology	4	4	3	3	3	3	3	4	27	good
26	2016-2017	PGC	Counselling Theories & Techniques	4	4	3	3	3	3	3	4	27	good
27	2016-2017	PGC	Counselling	4	4	3	3	3	3	3	4	27	good
28	2016-2017	PGC	Counselling Theories & Techniques	4	4	4	3	4	2	4	4	29	good
29	2016-2017	PGC	Counselling Theories & Techniques	4	4	4	4	4	4	4	4	32	very good
30	2016-2017	PGC	Counselling Theories & Techniques	4	4	4	3	4	2	4	4	29	good
31	2016-2017	PGC	Counselling Theories & Techniques	4	4	4	4	4	4	4	4	32	very good
32	2016-2017	PGC	Counselling Theories & Techniques	4	4	3	3	3	3	3	4	27	good
33	2016-2017	PGC	Counselling Theories & Techniques	4	4	3	3	3	3	3	4	27	good
34	2016-2017	MA-III & IV	Psychotherapeutic Counselling	4	4	3	3	3	3	3	4	27	good
35	2016-2017	MA-III & IV	Psychotherapeutic Counselling	4	4	4	3	4	2	4	4	29	good
36	2016-2017	MA-III & IV	Psychotherapeutic Counselling	4	4	4	4	4	4	4	4	32	very good
37	2016-2017	MA-III & IV	Psychotherapeutic Counselling	4	4	3	3	3	3	3	4	27	good
38	2016-2017	MA-III & IV	Psychotherapeutic Counselling	4	4	3	3	3	3	3	4	27	good
39	2016-2017	MA-III & IV	Psychotherapeutic Counselling	4	4	3	3	3	3	3	4	27	good
40	2016-2017	MA-III & IV	Psychotherapeutic Counselling	4	4	4	3	4	2	4	4	29	good

Dr. Basheer Hasan

41	2016-2017
42	2016-2017
43	2016-2017
44	2016-2017
45	2016-2017
46	2016-2017
47	2016-2017
48	2016-2017
49	2016-2017
50	2016-2017
51	2016-2017
52	2016-2017
53	2016-2017
54	2016-2017
55	2016-2017
56	2016-2017
57	2016-2017
58	2016-2017
59	2016-2017
60	2016-2017
61	2016-2017
62	2016-2017

MA-III & IV	Psychotherapeut ic Counselling	4	4	4	4	4	4	4	4	32	very good
MA-III & IV	Psychotherapeut ic Counselling	4	4	3	3	3	3	3	4	27	good
MA-III & IV	Psychotherapeut ic Counselling	4	4	3	3	3	3	3	4	27	good
MA-III & IV	Psychotherapeut ic Counselling	4	4	3	3	3	3	3	4	27	good
MA-III & IV	Psychotherapeut ic Counselling	4	4	4	3	4	2	4	4	29	good
MA-III & IV	Psychotherapeut ic Counselling	4	4	4	4	4	4	4	4	32	very good
MA-III & IV	Psychotherapeut ic Counselling	4	4	3	3	3	3	3	4	27	good
MA-III & IV	Psychotherapeut ic Counselling	4	4	3	3	3	3	3	4	27	good
MA-III & IV	Psychotherapeut ic Counselling	4	4	3	3	3	3	3	4	27	good
MA-III & IV	Psychotherapeut ic Counselling	4	4	4	3	4	2	4	4	29	good
MA-III & IV	Psychotherapeut ic Counselling	4	4	4	4	4	4	4	4	32	very good
MA-III & IV	Psychotherapeut ic Counselling	4	4	3	3	3	3	3	4	27	good
PGC	Psychol gical Guidance	4	4	3	3	3	3	3	4	27	good
PGC	Psychol gical Guidance	4	4	3	3	3	3	3	4	27	good
PGC	Psychol gical Guidance	4	4	4	3	4	2	4	4	29	good
PGC	Psychol gical Guidance	4	4	4	4	4	4	4	4	32	very good
PGC	Psychol gical Guidance	4	4	3	3	3	3	3	4	27	good
PGC	Psychol gical Guidance	4	4	3	3	3	3	3	4	27	good
PGC	Psychol gical Guidance	4	4	3	3	3	3	3	4	27	good
PGC	Psychol gical Guidance	4	4	4	3	4	2	4	4	29	good
PGC	Psychol gical Guidance	4	4	4	4	4	4	4	4	32	very good
PGC	Psychol gical Guidance	4	4	3	3	3	3	3	4	27	good

63	2016-2017	Dr. Priyamvada Shrivastava	MA-I & III	Research Methods and Statistics / Health Behaviour	4	4	3	3	3	3	3	4	27	good
64	2016-2017		MA-I & III	Research Methods and Statistics / Health Behaviour	4	4	4	3	4	2	4	4	29	good
65	2016-2017		MA-I & III	Research Methods and Statistics / Health Behaviour	4	4	4	4	4	4	4	4	32	very good
66	2016-2017		MA-I & III	Research Methods and Statistics / Health Behaviour	4	4	3	3	3	3	3	4	27	good
67	2016-2017		MA-I & III	Research Methods and Statistics / Health Behaviour	4	4	3	3	3	3	3	4	27	good
68	2016-2017		MA-I & III	Research Methods and Statistics / Health Behaviour	4	4	3	3	3	3	3	4	27	good
69	2016-2017		MA-I & III	Research Methods and Statistics / Health Behaviour	4	4	4	3	4	2	4	4	29	good
70	2016-2017		MA-I & III	Research Methods and Statistics / Health Behaviour	4	4	4	4	4	4	4	4	32	very good
71	2016-2017		MA-I & III	Research Methods and Statistics / Health Behaviour	4	4	3	3	3	3	3	4	27	good

72	2016-2017		MA-I & II	Research Methods and Statistics / Health Behaviour	4	4	3	3	3	3	3	4	27	good
73	2016-2017		MA-I & II	Research Methods and Statistics / Health Behaviour	4	4	3	3	3	3	3	4	27	good
74	2016-2017		MA-I & II	Research Methods and Statistics / Health Behaviour	4	4	4	3	4	2	4	4	29	good
75	2016-2017		MA-I & II	Research Methods and Statistics / Health Behaviour	4	4	4	4	4	4	4	4	32	very good
76	2016-2017		MA-I & II	Research Methods and Statistics / Health Behaviour	4	4	3	3	3	3	3	4	27	good
77	2016-2017		MA-I & II	Research Methods and Statistics / Health Behaviour	4	4	3	3	3	3	3	4	27	good
78	2016-2017	Dr. Prabhavati Shukla	MA-I & II	Basic Psychological Process	4	4	3	3	3	3	3	4	27	good
79	2016-2017		MA-I & II	Basic Psychological Process	4	4	4	3	4	2	4	4	29	good
80	2016-2017		MA-I & II	Basic Psychological Process	4	4	4	4	4	4	4	4	32	very good
81	2016-2017		MA-I & II	Basic Psychological Process	4	4	3	3	3	3	3	4	27	good
82	2016-2017		MA-I & II	Basic Psychological Process	4	4	3	3	3	3	3	4	27	good
83	2016-2017		MA-I & II	Basic Psychological Process	4	4	3	3	3	3	3	4	27	good
84	2016-2017		MA-I & II	Basic Psychological Process	4	4	4	3	4	2	4	4	29	good

85	2016-2017
86	2016-2017
87	2016-2017
88	2016-2017
89	2016-2017
90	2016-2017
91	2016-2017
92	2016-2017
93	2016-2017
94	2016-2017
95	2016-2017
96	2016-2017
97	2016-2017
98	2016-2017
99	2016-2017
100	2016-2017
101	2016-2017
102	2016-2017
103	2016-2017

MA-I & III	Basic Psychological Process	4	4	4	4	4	4	4	4	32	very good
MA-I & III	Basic Psychological Process	4	4	3	3	3	3	3	4	27	good
MA-I & III	Basic Psychological Process	4	4	3	3	3	3	3	4	27	good
MA-I & III	Basic Psychological Process	4	4	3	3	3	3	3	4	27	good
MA-I & III	Basic Psychological Process	4	4	4	3	4	2	4	4	29	good
MA-I & III	Basic Psychological Process	4	4	4	4	4	4	4	4	32	very good
MA-I & III	Basic Psychological Process	4	4	3	3	3	3	3	4	27	good
MA-II & IV	Psychological Assessment	4	4	3	3	3	3	3	4	27	good
MA-II & IV	Psychological Assessment	4	4	3	3	3	3	3	4	27	good
MA-II & IV	Psychological Assessment	4	4	3	3	3	3	3	4	27	good
MA-II & IV	Psychological Assessment	4	4	4	3	4	2	4	4	29	good
MA-II & IV	Psychological Assessment	4	4	4	4	4	4	4	4	32	very good
MA-II & IV	Psychological Assessment	4	4	3	3	3	3	3	4	27	good
MA-II & IV	Psychological Assessment	4	4	3	3	3	3	3	4	27	good
MA-II & IV	Psychological Assessment	4	4	3	3	3	3	3	4	27	good
MA-II & IV	Psychological Assessment	4	4	4	3	4	2	4	4	29	good
MA-II & IV	Psychological Assessment	4	4	4	4	4	4	4	4	32	very good
MA-II & IV	Psychological Assessment	4	4	3	3	3	3	3	4	27	good
MA-II & IV	Psychological Assessment	4	4	3	3	3	3	3	4	27	good
MA-II & IV	Psychological Assessment	4	4	3	3	3	3	3	4	27	good

104	2016-2017	Dr. Meeta Jha	MA-II & IV	Psychological Assessment	4	4	3	3	3	3	3	4	27	good
105	2016-2017		MA-I & III	Social Psychology /Clinical Diagnosis	4	4	4	3	4	2	4	4	29	good
106	2016-2017		MA-I & III	Social Psychology /Clinical Diagnosis	4	4	4	4	4	4	4	4	32	very good
107	2016-2017		MA-I & III	Social Psychology /Clinical Diagnosis	4	4	3	3	3	3	3	4	27	good
108	2016-2017		MA-I & III	Social Psychology /Clinical Diagnosis	4	4	3	3	3	3	3	4	27	good
109	2016-2017		MA-I & III	Social Psychology /Clinical Diagnosis	4	4	3	3	3	3	3	4	27	good
110	2016-2017		MA-I & III	Social Psychology /Clinical Diagnosis	4	4	4	3	4	2	4	4	29	good
111	2016-2017		MA-I & III	Social Psychology /Clinical Diagnosis	4	4	4	4	4	4	4	4	32	very good
112	2016-2017		MA-I & III	Social Psychology /Clinical Diagnosis	4	4	3	3	3	3	3	4	27	good
113	2016-2017		MA-I & III	Social Psychology /Clinical Diagnosis	4	4	3	3	3	3	3	4	27	good
114	2016-2017		MA-I & III	Social Psychology /Clinical Diagnosis	4	4	3	3	3	3	3	4	27	good
115	2016-2017		MA-I & III	Social Psychology /Clinical Diagnosis	4	4	4	3	4	2	4	4	29	good
116	2016-2017		MA-I & III	Social Psychology /Clinical Diagnosis	4	4	4	4	4	4	4	4	32	very good
117	2016-2017		MA-I & III	Social Psychology /Clinical Diagnosis	4	4	3	3	3	3	3	4	27	good
118	2016-2017	MA-I & III	Social Psychology /Clinical Diagnosis	4	4	3	3	3	3	3	4	27	good	
119	2016-2017	MA-II & IV	Social Psychology /Clinical Diagnosis	4	4	3	3	3	3	3	4	27	good	

120	2016-2017	MA-II & IV	Social Psychology /Clinical Diagnosis	4	4	4	3	4	2	4	4	29	good
121	2016-2017	MA-II & IV	Social Psychology /Clinical Diagnosis	4	4	4	4	4	4	4	4	32	very good
122	2016-2017	MA-II & IV	Social Psychology /Clinical Diagnosis	4	4	3	3	3	3	3	4	27	good
123	2016-2017	MA-II & IV	Social Psychology /Clinical Diagnosis	4	4	3	3	3	3	3	4	27	good
124	2016-2017	MA-II & IV	Social Psychology /Clinical Diagnosis	4	4	3	3	3	3	3	4	27	good
125	2016-2017	MA-II & IV	Social Psychology /Clinical Diagnosis	4	4	4	3	4	2	4	4	29	good
126	2016-2017	MA-II & IV	Social Psychology /Clinical Diagnosis	4	4	4	4	4	4	4	4	32	very good
127	2016-2017	MA-II & IV	Social Psychology /Clinical Diagnosis	4	4	3	3	3	3	3	4	27	good
128	2016-2017	MA-II & IV	Social Psychology /Clinical Diagnosis	4	4	3	3	3	3	3	4	27	good
129	2016-2017	MA-II & IV	Social Psychology /Clinical Diagnosis	4	4	3	3	3	3	3	4	27	good
130	2016-2017	MA-II & IV	Social Psychology /Clinical Diagnosis	4	4	4	3	4	2	4	4	29	good
131	2016-2017	MA-II & IV	Social Psychology /Clinical Diagnosis	4	4	4	4	4	4	4	4	32	very good
132	2016-2017	PGC	Psycholgical Guidance	4	4	3	3	3	3	3	4	27	good
133	2016-2017	PGC	Psycholgical Guidance	4	4	3	3	3	3	3	4	27	good
134	2016-2017	PGC	Psycholgical Guidance	4	4	3	3	3	3	3	4	27	good
135	2016-2017	PGC	Psycholgical Guidance	4	4	4	3	4	2	4	4	29	good
136	2016-2017	PGC	Psycholgical Guidance	4	4	4	4	4	4	4	4	32	very good

137	2016-2017	Dr. Promila Singh	PGC	Psychological Guidance	4	4	3	3	3	3	3	4	27	good
138	2016-2017		PGC	Psychological Guidance	4	4	3	3	3	3	3	4	27	good
139	2016-2017		PGC	Psychological Guidance	4	4	3	3	3	3	3	4	27	good
140	2016-2017		PGC	Psychological Guidance	4	4	4	3	4	2	4	4	29	good
141	2016-2017		PGC	Psychological Guidance	4	4	4	4	4	4	4	4	32	very good
142	2017-2018		MA-I	Psychopathology	4	4	3	3	3	3	3	4	27	good
143	2017-2018		MA-I	Psychopathology	4	4	3	3	3	3	3	4	27	good
144	2017-2018		MA-I	Psychopathology	4	4	3	3	3	3	3	4	27	good
145	2017-2018		MA-I	Psychopathology	4	4	4	3	4	2	4	4	29	good
146	2017-2018		MA-I	Psychopathology	4	4	4	4	4	4	4	4	32	very good
147	2017-2018		MA-I	Psychopathology	4	4	3	3	3	3	3	4	27	good
148	2017-2018		MA-I	Psychopathology	4	4	3	3	3	3	3	4	27	good
149	2017-2018		MA-I	Psychopathology	4	4	3	3	3	3	3	4	27	good
150	2017-2018		MA-I	Psychopathology	4	4	4	3	4	2	4	4	29	good
151	2017-2018		MA-I	Psychopathology	4	4	4	4	4	4	4	4	32	very good
152	2017-2018		MA-I	Psychopathology	4	4	3	3	3	3	3	4	27	good
153	2017-2018		MA-I	Psychopathology	4	4	3	3	3	3	3	4	27	good
154	2017-2018		MA-I	Psychopathology	4	4	3	3	3	3	3	4	27	good
155	2017-2018		MA-IV	Developmental Psychology	4	4	4	3	4	2	4	4	29	good
156	2017-2018		MA-IV	Developmental Psychology	4	4	4	4	4	4	4	4	32	very good
157	2017-2018	MA-IV	Developmental Psychology	4	4	3	3	3	3	3	4	27	good	
158	2017-2018	MA-IV	Developmental Psychology	4	4	3	3	3	3	3	4	27	good	
159	2017-2018	MA-IV	Developmental Psychology	4	4	3	3	3	3	3	4	27	good	
160	2017-2018	MA-IV	Developmental Psychology	4	4	4	3	4	2	4	4	29	good	
161	2017-2018	MA-IV	Developmental Psychology	4	4	4	4	4	4	4	4	32	very good	

162	2017-2018		MA-IV	Developmental Psychology	4	4	3	3	3	3	3	4	27	good
163	2017-2018		MA-IV	Developmental Psychology	4	4	3	3	3	3	3	4	27	good
164	2017-2018		MA-IV	Developmental Psychology	4	4	3	3	3	3	3	4	27	good
165	2017-2018		MA-IV	Developmental Psychology	4	4	4	3	4	2	4	4	29	good
166	2017-2018		MA-IV	Developmental Psychology	4	4	3	3	3	3	3	4	27	good
167	2017-2018		PGC	Counselling Theories & Techniques	4	4	3	3	3	3	3	4	27	good
168	2017-2018		PGC	Counselling Theories & Techniques	4	4	3	3	3	3	3	4	27	good
169	2017-2018		PGC	Counselling Theories & Techniques	4	4	4	3	4	2	4	4	29	good
170	2017-2018		PGC	Counselling Theories & Techniques	4	4	4	4	4	4	4	4	32	very good
171	2017-2018		PGC	Counselling Theories & Techniques	4	4	4	3	4	2	4	4	29	good
172	2017-2018		PGC	Counselling Theories & Techniques	4	4	4	4	4	4	4	4	32	very good
173	2017-2018		PGC	Counselling Theories & Techniques	4	4	3	3	3	3	3	4	27	good
174	2017-2018		PGC	Counselling Theories & Techniques	4	4	3	3	3	3	3	4	27	good
175	2017-2018	Dr. Basheer Hasan	MA-III & IV	Psychotherapeutic Counselling	4	4	3	3	3	3	3	4	27	good
176	2017-2018		MA-III & IV	Psychotherapeutic Counselling	4	4	4	3	4	2	4	4	29	good
177	2017-2018		MA-III & IV	Psychotherapeutic Counselling	4	4	4	4	4	4	4	4	32	very good
178	2017-2018		MA-III & IV	Psychotherapeutic Counselling	4	4	3	3	3	3	3	4	27	good
179	2017-2018		MA-III & IV	Psychotherapeutic Counselling	4	4	3	3	3	3	3	4	27	good
180	2017-2018		MA-III & IV	Psychotherapeutic Counselling	4	4	3	3	3	3	3	4	27	good

181	2017-2018
182	2017-2018
183	2017-2018
184	2017-2018
185	2017-2018
186	2017-2018
187	2017-2018
188	2017-2018
189	2017-2018
190	2017-2018
191	2017-2018
192	2017-2018
193	2017-2018
194	2017-2018
195	2017-2018
196	2017-2018
197	2017-2018
198	2017-2018
199	2017-2018
200	2017-2018
201	2017-2018
202	2017-2018

MA-III & IV	Psychotherapeut ic Counselling	4	4	4	3	4	2	4	4	29	good
MA-III & IV	Psychotherapeut ic Counselling	4	4	4	4	4	4	4	4	32	very good
MA-III & IV	Psychotherapeut ic Counselling	4	4	3	3	3	3	3	4	27	good
MA-III & IV	Psychotherapeut ic Counselling	4	4	3	3	3	3	3	4	27	good
MA-III & IV	Psychotherapeut ic Counselling	4	4	3	3	3	3	3	4	27	good
MA-III & IV	Psychotherapeut ic Counselling	4	4	4	3	4	2	4	4	29	good
MA-III & IV	Psychotherapeut ic Counselling	4	4	4	4	4	4	4	4	32	very good
MA-III & IV	Psychotherapeut ic Counselling	4	4	3	3	3	3	3	4	27	good
MA-III & IV	Psychotherapeut ic Counselling	4	4	3	3	3	3	3	4	27	good
MA-III & IV	Psychotherapeut ic Counselling	4	4	3	3	3	3	3	4	27	good
MA-III & IV	Psychotherapeut ic Counselling	4	4	4	3	4	2	4	4	29	good
MA-III & IV	Psychotherapeut ic Counselling	4	4	4	4	4	4	4	4	32	very good
MA-III & IV	Psychotherapeut ic Counselling	4	4	3	3	3	3	3	4	27	good
PGC	Psycholgical Guidance	4	4	3	3	3	3	3	4	27	good
PGC	Psycholgical Guidance	4	4	3	3	3	3	3	4	27	good
PGC	Psycholgical Guidance	4	4	4	3	4	2	4	4	29	good
PGC	Psycholgical Guidance	4	4	4	4	4	4	4	4	32	very good
PGC	Psycholgical Guidance	4	4	3	3	3	3	3	4	27	good
PGC	Psycholgical Guidance	4	4	3	3	3	3	3	4	27	good
PGC	Psycholgical Guidance	4	4	3	3	3	3	3	4	27	good
PGC	Psycholgical Guidance	4	4	4	3	4	2	4	4	29	good
PGC	Psycholgical Guidance	4	4	4	4	4	4	4	4	32	very good

204	2017-2018		PGDRP	Rehabilitation Assessment and Counselling	4	4	3	3	3	3	3	4	27	good
205	2017-2018		PGDRP	Rehabilitation Assessment and Counselling	4	4	3	3	3	3	3	4	27	good
206	2017-2018		PGDRP	Rehabilitation Assessment and Counselling	4	4	4	3	4	2	4	4	29	good
207	2017-2018		PGDRP	Rehabilitation Assessment and Counselling	4	4	4	4	4	4	4	4	32	very good
208	2017-2018		PGDRP	Rehabilitation Assessment and Counselling	4	4	3	3	3	3	3	4	27	good
209	2017-2018		PGDRP	Rehabilitation Assessment and Counselling	4	4	3	3	3	3	3	4	27	good
210	2017-2018		PGDRP	Rehabilitation Assessment and Counselling	4	4	3	3	3	3	3	4	27	good
211	2017-2018	Dr. Priyamvada Shrivastava	MA-I & III	Research Methods and Statistics / Health Behaviour	4	4	3	3	3	3	3	4	27	good
212	2017-2018		MA-I & III	Research Methods and Statistics / Health Behaviour	4	4	4	3	4	2	4	4	29	good

213	2017-2018
214	2017-2018
215	2017-2018
216	2017-2018
217	2017-2018
218	2017-2018
219	2017-2018
220	2017-2018
221	2017-2018

MA-I & III	Research Methods and Statistics / Health Behaviour	4	4	4	4	4	4	4	4	32	very good
MA-I & III	Research Methods and Statistics / Health Behaviour	4	4	3	3	3	3	3	4	27	good
MA-I & III	Research Methods and Statistics / Health Behaviour	4	4	3	3	3	3	3	4	27	good
MA-I & III	Research Methods and Statistics / Health Behaviour	4	4	3	3	3	3	3	4	27	good
MA-I & III	Research Methods and Statistics / Health Behaviour	4	4	4	3	4	2	4	4	29	good
MA-I & III	Research Methods and Statistics / Health Behaviour	4	4	4	4	4	4	4	4	32	very good
MA-I & III	Research Methods and Statistics / Health Behaviour	4	4	3	3	3	3	3	4	27	good
MA-I & III	Research Methods and Statistics / Health Behaviour	4	4	3	3	3	3	3	4	27	good
MA-I & III	Research Methods and Statistics / Health Behaviour	4	4	3	3	3	3	3	4	27	good

222	2017-2018		MA-I & III	Research Methods and Statistics / Health Behaviour	4	4	4	3	4	2	4	4	29	good
223	2017-2018		MA-I & III	Research Methods and Statistics / Health Behaviour	4	4	4	4	4	4	4	4	32	very good
224	2017-2018		MA-I & III	Research Methods and Statistics / Health Behaviour	4	4	3	3	3	3	3	4	27	good
225	2017-2018		MA-I & III	Research Methods and Statistics / Health Behaviour	4	4	3	3	3	3	3	4	27	good
226	2017-2018		PGDRP	Community Based Rehabilitation	4	4	3	3	3	3	3	4	27	good
227	2017-2018		PGDRP	Community Based Rehabilitation	4	4	4	3	4	2	4	4	29	good
228	2017-2018		PGDRP	Community Based Rehabilitation	4	4	4	4	4	4	4	4	32	very good
229	2017-2018		PGDRP	Community Based Rehabilitation	4	4	3	3	3	3	3	4	27	good
230	2017-2018		PGDRP	Community Based Rehabilitation	4	4	3	3	3	3	3	4	27	good
231	2017-2018		PGDRP	Community Based Rehabilitation	4	4	3	3	3	3	3	4	27	good
232	2017-2018		PGDRP	Community Based Rehabilitation									0	good
233	2017-2018	Dr. Prabhavati Shukla	MA-I & III	Basic Psychological Process	4	4	3	3	3	3	3	4	27	good
234	2017-2018		MA-I & III	Basic Psychological	4	4	4	3	4	2	4	4	29	good

235	2017-2018
236	2017-2018
237	2017-2018
238	2017-2018
239	2017-2018
240	2017-2018
241	2017-2018
242	2017-2018
243	2017-2018
244	2017-2018
245	2017-2018
246	2017-2018
247	2017-2018
248	2017-2018
249	2017-2018
250	2017-2018
251	2017-2018
252	2017-2018
253	2017-2018

MA-I & III	Basic Psychological Process	4	4	4	4	4	4	4	4	32	very good
MA-I & III	Basic Psychological Process	4	4	3	3	3	3	3	4	27	good
MA-I & III	Basic Psychological Process	4	4	3	3	3	3	3	4	27	good
MA-I & III	Basic Psychological Process	4	4	3	3	3	3	3	4	27	good
MA-I & III	Basic Psychological Process	4	4	4	3	4	2	4	4	29	good
MA-I & III	Basic Psychological Process	4	4	4	4	4	4	4	4	32	very good
MA-I & III	Basic Psychological Process	4	4	3	3	3	3	3	4	27	good
MA-I & III	Basic Psychological Process	4	4	3	3	3	3	3	4	27	good
MA-I & III	Basic Psychological Process	4	4	3	3	3	3	3	4	27	good
MA-I & III	Basic Psychological Process	4	4	4	3	4	2	4	4	29	good
MA-I & III	Basic Psychological Process	4	4	4	4	4	4	4	4	32	very good
MA-I & III	Basic Psychological Process	4	4	3	3	3	3	3	4	27	good
MA-II & IV	Psychological Assessment	4	4	3	3	3	3	3	4	27	good
MA-II & IV	Psychological Assessment	4	4	3	3	3	3	3	4	27	good
MA-II & IV	Psychological Assessment	4	4	3	3	3	3	3	4	27	good
MA-II & IV	Psychological Assessment	4	4	4	3	4	2	4	4	29	good
MA-II & IV	Psychological Assessment	4	4	4	4	4	4	4	4	32	very good
MA-II & IV	Psychological Assessment	4	4	3	3	3	3	3	4	27	good
MA-II & IV	Psychological Assessment	4	4	3	3	3	3	3	4	27	good

254	2017-2018		MA- II & IV	Psychological Assessment	4	4	3	3	3	3	3	4	27	good
255	2017-2018		MA- II & IV	Psychological Assessment	4	4	4	3	4	2	4	4	29	good
256	2017-2018		MA- II & IV	Psychological Assessment	4	4	4	4	4	4	4	4	32	very good
257	2017-2018		MA- II & IV	Psychological Assessment	4	4	3	3	3	3	3	4	27	good
258	2017-2018		MA- II & IV	Psychological Assessment	4	4	3	3	3	3	3	4	27	good
259	2017-2018		MA- II & IV	Psychological Assessment	4	4	3	3	3	3	3	4	27	good
260	2017-2018	Dr. Meeta Jha	MA-I & III	Social Psychology /Clinical Diagnosis	4	4	4	3	4	2	4	4	29	good
261	2017-2018		MA-I & III	Social Psychology /Clinical Diagnosis	4	4	4	4	4	4	4	4	32	very good
262	2017-2018		MA-I & III	Social Psychology /Clinical Diagnosis	4	4	3	3	3	3	3	4	27	good
263	2017-2018		MA-I & III	Social Psychology /Clinical Diagnosis	4	4	3	3	3	3	3	4	27	good
264	2017-2018		MA-I & III	Social Psychology /Clinical Diagnosis	4	4	3	3	3	3	3	4	27	good
265	2017-2018		MA-I & III	Social Psychology /Clinical Diagnosis	4	4	4	3	4	2	4	4	29	good
266	2017-2018		MA-I & III	Social Psychology /Clinical Diagnosis	4	4	4	4	4	4	4	4	32	very good
267	2017-2018		MA-I & III	Social Psychology /Clinical Diagnosis	4	4	3	3	3	3	3	4	27	good
268	2017-2018		MA-I & III	Social Psychology /Clinical Diagnosis	4	4	3	3	3	3	3	4	27	good
269	2017-2018		MA-I & III	Social Psychology /Clinical	4	4	3	3	3	3	3	4	27	good

270	2017-2018
271	2017-2018
272	2017-2018
273	2017-2018
274	2017-2018
275	2017-2018
276	2017-2018
277	2017-2018
278	2017-2018
279	2017-2018
280	2017-2018
281	2017-2018
282	2017-2018
283	2017-2018

MA-I & III	Social Psychology /Clinical Diagnosis	4	4	4	3	4	2	4	4	29	good
MA-I & III	Social Psychology /Clinical Diagnosis	4	4	4	4	4	4	4	4	32	very good
MA-I & III	Social Psychology /Clinical Diagnosis	4	4	3	3	3	3	3	4	27	good
MA-I & III	Social Psychology /Clinical Diagnosis	4	4	3	3	3	3	3	4	27	good
MA- II & IV	Social Psychology /Clinical Diagnosis	4	4	3	3	3	3	3	4	27	good
MA- II & IV	Social Psychology /Clinical Diagnosis	4	4	4	3	4	2	4	4	29	good
MA- II & IV	Social Psychology /Clinical Diagnosis	4	4	4	4	4	4	4	4	32	very good
MA- II & IV	Social Psychology /Clinical Diagnosis	4	4	3	3	3	3	3	4	27	good
MA- II & IV	Social Psychology /Clinical Diagnosis	4	4	3	3	3	3	3	4	27	good
MA- II & IV	Social Psychology /Clinical Diagnosis	4	4	3	3	3	3	3	4	27	good
MA- II & IV	Social Psychology /Clinical Diagnosis	4	4	4	3	4	2	4	4	29	good
MA- II & IV	Social Psychology /Clinical Diagnosis	4	4	4	4	4	4	4	4	32	very good
MA- II & IV	Social Psychology /Clinical Diagnosis	4	4	3	3	3	3	3	4	27	good
MA- II & IV	Social Psychology /Clinical Diagnosis	4	4	3	3	3	3	3	4	27	good

284	2017-2018	MA- II & IV	Social Psychology /Clinical Diagnosis	4	4	3	3	3	3	3	4	27	good
285	2017-2018	MA- II & IV	Social Psychology /Clinical Diagnosis	4	4	4	3	4	2	4	4	29	good
286	2017-2018	MA- II & IV	Social Psychology /Clinical Diagnosis	4	4	4	4	4	4	4	4	32	very good
287	2017-2018	PGC	Psychological Guidance	4	4	3	3	3	3	3	4	27	good
288	2017-2018	PGC	Psychological Guidance	4	4	3	3	3	3	3	4	27	good
289	2017-2018	PGC	Psychological Guidance	4	4	3	3	3	3	3	4	27	good
290	2017-2018	PGC	Psychological Guidance	4	4	4	3	4	2	4	4	29	good
291	2017-2018	PGC	Psychological Guidance	4	4	4	4	4	4	4	4	32	very good
292	2017-2018	PGC	Psychological Guidance	4	4	3	3	3	3	3	4	27	good
293	2017-2018	PGC	Psychological Guidance	4	4	3	3	3	3	3	4	27	good
294	2017-2018	PGC	Psychological Guidance	4	4	3	3	3	3	3	4	27	good
295	2017-2018	PGC	Psychological Guidance	4	4	4	3	4	2	4	4	29	good
296	2017-2018	PGC	Psychological Guidance	4	4	4	4	4	4	4	4	32	very good
297	2017-2018	PGDRP	Disability and Rehabilitation/R ehilitation Assessment and Counselling	4	4	3	3	3	3	3	4	27	good
298	2017-2018	PGDRP	Disability and Rehabilitation/R ehilitation Assessment and Counselling	4	4	3	3	3	3	3	4	27	good
299	2017-2018	PGDRP	Disability and Rehabilitation/R ehilitation Assessment and Counselling	4	4	4	3	4	2	4	4	29	good

Shama Hamdani

300	2017-2018		PGDRP	Disability and Rehabilitation/Rehabilitation Assessment and Counselling	4	4	4	4	4	4	4	4	4	32	very good
301	2017-2018		PGDRP	Disability and Rehabilitation/Rehabilitation Assessment and Counselling	4	4	3	3	3	3	3	3	4	27	good
302	2017-2018		PGDRP	Disability and Rehabilitation/Rehabilitation Assessment and Counselling	4	4	3	3	3	3	3	4	27	good	
303	2017-2018		PGDRP	Disability and Rehabilitation/Rehabilitation Assessment and Counselling	4	4	3	3	3	3	3	4	27	good	
304	2017-2018		PGDRP	Disability and Rehabilitation/Rehabilitation Assessment and Counselling	4	4	3	3	3	3	3	4	27	good	
305	2017-2018	Narendra Verma	PGDRP	Psychosocial Issues in Disabilities/Community Based Rehabilitation	4	4	3	3	3	3	3	4	27	good	
306	2017-2018		PGDRP	Psychosocial Issues in Disabilities/Community Based	4	4	4	3	4	2	4	4	29	good	

307	2017-2018		PGDRP	Psychosocial Issues in Disabilities/Community Based Rehabilitation	4	4	4	4	4	4	4	4	4	32	very good
308	2017-2018		PGDRP	Psychosocial Issues in Disabilities/Community Based Rehabilitation	4	4	3	3	3	3	3	3	4	27	good
309	2017-2018		PGDRP	Psychosocial Issues in Disabilities/Community Based Rehabilitation	4	4	3	3	3	3	3	3	4	27	good
310	2017-2018		PGDRP	Psychosocial Issues in Disabilities/Community Based Rehabilitation	4	4	3	3	3	3	3	3	4	27	good
311	2017-2018		PGDRP	Psychosocial Issues in Disabilities/Community Based Rehabilitation	4	4	4	3	4	2	4	4	4	29	good
312	2018-2019	Dr. Promila Singh	MA-I	Psychopathology	4	4	3	3	3	3	3	3	4	27	good
313	2018-2019		MA-I	Psychopathology	4	4	3	3	3	3	3	3	4	27	good
314	2018-2019		MA-I	Psychopathology	4	4	3	3	3	3	3	3	4	27	good
315	2018-2019		MA-I	Psychopathology	4	4	4	3	4	2	4	4	4	29	good
316	2018-2019		MA-I	Psychopathology	4	4	4	4	4	4	4	4	4	32	very good
317	2018-2019		MA-I	Psychopathology	4	4	3	3	3	3	3	3	4	27	good
318	2018-2019		MA-I	Psychopathology	4	4	3	3	3	3	3	3	4	27	good
319	2018-2019		MA-I	Psychopathology	4	4	3	3	3	3	3	3	4	27	good
320	2018-2019		MA-I	Psychopathology	4	4	4	3	4	2	4	4	4	29	good
321	2018-2019		MA-I	Psychopathology	4	4	4	4	4	4	4	4	4	32	very good
322	2018-2019		MA-I	Psychopathology	4	4	3	3	3	3	3	3	4	27	good

324	2018-2019
325	2018-2019
326	2018-2019
327	2018-2019
328	2018-2019
329	2018-2019
330	2018-2019
331	2018-2019
332	2018-2019
333	2018-2019
334	2018-2019
335	2018-2019
336	2018-2019
337	2018-2019
338	2018-2019
339	2018-2019
340	2018-2019
341	2018-2019
342	2018-2019
343	2018-2019

MA-I	Psychopathology	4	4	3	3	3	3	3	4	27	good
MA-IV	Developmental Psychology	4	4	4	3	4	2	4	4	29	good
MA-IV	Developmental Psychology	4	4	4	4	4	4	4	4	32	very good
MA-IV	Developmental Psychology	4	4	3	3	3	3	3	4	27	good
MA-IV	Developmental Psychology	4	4	3	3	3	3	3	4	27	good
MA-IV	Developmental Psychology	4	4	3	3	3	3	3	4	27	good
MA-IV	Developmental Psychology	4	4	4	4	4	4	4	4	32	very good
MA-IV	Developmental Psychology	4	4	3	3	3	3	3	4	27	good
MA-IV	Developmental Psychology	4	4	4	4	4	4	4	4	32	very good
MA-IV	Developmental Psychology	4	4	3	3	3	3	3	4	27	good
MA-IV	Developmental Psychology	4	4	3	3	3	3	3	4	27	good
MA-IV	Developmental Psychology	4	4	3	3	3	3	3	4	27	good
MA-IV	Developmental Psychology	4	4	4	3	4	2	4	4	29	good
MA-IV	Developmental Psychology	4	4	3	3	3	3	3	4	27	good
PGC	Counselling Theories & Techniques	4	4	3	3	3	3	3	4	27	good
PGC	Counselling Theories & Techniques	4	4	3	3	3	3	3	4	27	good
PGC	Counselling Theories & Techniques	4	4	4	3	4	2	4	4	29	good
PGC	Counselling Theories & Techniques	4	4	4	4	4	4	4	4	32	very good
PGC	Counselling Theories & Techniques	4	4	4	3	4	2	4	4	29	good
PGC	Counselling Theories & Techniques	4	4	4	4	4	4	4	4	32	very good
PGC	Counselling Theories & Techniques	4	4	3	3	3	3	3	4	27	good

344	2018-2019	Dr. Basheer Hasan	PGC	Counselling Theories & Techniques	4	4	3	3	3	3	3	4	27	good
345	2018-2019		MA-III & IV	Psychotherapeutic Counselling	4	4	3	3	3	3	3	4	27	good
346	2018-2019		MA-III & IV	Psychotherapeutic Counselling	4	4	4	3	4	2	4	4	29	good
347	2018-2019		MA-III & IV	Psychotherapeutic Counselling	4	4	4	4	4	4	4	4	32	very good
348	2018-2019		MA-III & IV	Psychotherapeutic Counselling	4	4	3	3	3	3	3	4	27	good
349	2018-2019		MA-III & IV	Psychotherapeutic Counselling	4	4	3	3	3	3	3	4	27	good
350	2018-2019		MA-III & IV	Psychotherapeutic Counselling	4	4	3	3	3	3	3	4	27	good
351	2018-2019		MA-III & IV	Psychotherapeutic Counselling	4	4	4	3	4	2	4	4	29	good
352	2018-2019		MA-III & IV	Psychotherapeutic Counselling	4	4	4	4	4	4	4	4	32	very good
353	2018-2019		MA-III & IV	Psychotherapeutic Counselling	4	4	3	3	3	3	3	4	27	good
354	2018-2019		MA-III & IV	Psychotherapeutic Counselling	4	4	3	3	3	3	3	4	27	good
355	2018-2019		MA-III & IV	Psychotherapeutic Counselling	4	4	3	3	3	3	3	4	27	good
356	2018-2019		MA-III & IV	Psychotherapeutic Counselling	4	4	4	3	4	2	4	4	29	good
357	2018-2019		MA-III & IV	Psychotherapeutic Counselling	4	4	4	4	4	4	4	4	32	very good
358	2018-2019		MA-III & IV	Psychotherapeutic Counselling	4	4	3	3	3	3	3	4	27	good
359	2018-2019		MA-III & IV	Psychotherapeutic Counselling	4	4	3	3	3	3	3	4	27	good
360	2018-2019		MA-III & IV	Psychotherapeutic Counselling	4	4	3	3	3	3	3	4	27	good
361	2018-2019	MA-III & IV	Psychotherapeutic Counselling	4	4	4	3	4	2	4	4	29	good	
362	2018-2019	MA-III & IV	Psychotherapeutic Counselling	4	4	4	4	4	4	4	4	32	very good	

363	2018-2019		MA-III & IV	Psychotherapeutic Counselling	4	4	3	3	3	3	3	4	27	good
364	2018-2019		PGC	Psycholglcal Guidance	4	4	3	3	3	3	3	4	27	good
365	2018-2019		PGC	Psycholglcal Guidance	4	4	3	3	3	3	3	4	27	good
366	2018-2019		PGC	Psycholglcal Guidance	4	4	4	3	4	2	4	4	29	good
367	2018-2019		PGC	Psycholglcal Guidance	4	4	4	4	4	4	4	4	32	very good
368	2018-2019		PGC	Psycholglcal Guidance	4	4	3	3	3	3	3	4	27	good
369	2018-2019		PGC	Psycholglcal Guidance	4	4	3	3	3	3	3	4	27	good
370	2018-2019		PGC	Psycholglcal Guidance	4	4	3	3	3	3	3	4	27	good
371	2018-2019		PGC	Psycholglcal Guidance	4	4	4	3	4	2	4	4	29	good
372	2018-2019		PGC	Psycholglcal Guidance	4	4	4	4	4	4	4	4	32	very good
373	2018-2019		PGC	Psycholglcal Guidance	4	4	3	3	3	3	3	4	27	good
374	2018-2019	Dr. Priyamvada Shrivastava	MA-I & III	Research Methods and Statistics / Health Behaviour	4	4	3	3	3	3	3	4	27	good
375	2018-2019		MA-I & III	Research Methods and Statistics / Health Behaviour	4	4	4	3	4	2	4	4	29	good
376	2018-2019		MA-I & III	Research Methods and Statistics / Health Behaviour	4	4	4	4	4	4	4	4	32	very good
377	2018-2019		MA-I & III	Research Methods and Statistics / Health Behaviour	4	4	3	3	3	3	3	4	27	good
378	2018-2019		MA-I & III	Research Methods and Statistics / Health Behaviour	4	4	3	3	3	3	3	4	27	good
379	2018-2019		MA-I & III	Research Methods and Statistics / Health	4	4	3	3	3	3	3	4	27	good

380	2018-2019
381	2018-2019
382	2018-2019
383	2018-2019
384	2018-2019
385	2018-2019
386	2018-2019
387	2018-2019
388	2018-2019
389	2018-2019

MA-I & III	Research Methods and Statistics / Health Behaviour	4	4	4	3	4	2	4	4	29	good
MA-I & III	Research Methods and Statistics / Health Behaviour	4	4	4	4	4	4	4	4	32	very good
MA-I & III	Research Methods and Statistics / Health Behaviour	4	4	3	3	3	3	3	4	27	good
MA-I & III	Research Methods and Statistics / Health Behaviour	4	4	3	3	3	3	3	4	27	good
MA-I & III	Research Methods and Statistics / Health Behaviour	4	4	3	3	3	3	3	4	27	good
MA-I & III	Research Methods and Statistics / Health Behaviour	4	4	4	3	4	2	4	4	29	good
MA-I & III	Research Methods and Statistics / Health Behaviour	4	4	4	4	4	4	4	4	32	very good
MA-I & III	Research Methods and Statistics / Health Behaviour	4	4	3	3	3	3	3	4	27	good
MA-I & III	Research Methods and Statistics / Health Behaviour	4	4	3	3	3	3	3	4	27	good
PGDRP	Community Based Rehabilitation	4	4	3	3	3	3	3	4	27	good

390	2018-2019		PGDRP	Community Based Rehabilitation	4	4	4	3	4	2	4	4	29	good
391	2018-2019		PGDRP	Community Based Rehabilitation	4	4	4	4	4	4	4	4	32	very good
392	2018-2019		PGDRP	Community Based Rehabilitation	4	4	3	3	3	3	3	4	27	good
393	2018-2019		PGDRP	Community Based Rehabilitation	4	4	3	3	3	3	3	4	27	good
394	2018-2019		PGDRP	Community Based Rehabilitation	4	4	3	3	3	3	3	4	27	good
395	2018-2019		PGDRP	Community Based Rehabilitation									0	good
396	2018-2019	Dr. Prabhavati Shukla	MA-I & III	Basic Psychological Process	4	4	3	3	3	3	3	4	27	good
397	2018-2019		MA-I & III	Basic Psychological Process	4	4	4	3	4	2	4	4	29	good
398	2018-2019		MA-I & III	Basic Psychological Process	4	4	4	4	4	4	4	4	32	very good
399	2018-2019		MA-I & III	Basic Psychological Process	4	4	3	3	3	3	3	4	27	good
400	2018-2019		MA-I & III	Basic Psychological Process	4	4	3	3	3	3	3	4	27	good
401	2018-2019		MA-I & III	Basic Psychological Process	4	4	3	3	3	3	3	4	27	good
402	2018-2019		MA-I & III	Basic Psychological Process	4	4	4	3	4	2	4	4	29	good
403	2018-2019		MA-I & III	Basic Psychological Process	4	4	4	4	4	4	4	4	32	very good
404	2018-2019		MA-I & III	Basic Psychological Process	4	4	3	3	3	3	3	4	27	good
405	2018-2019		MA-I & III	Basic Psychological Process	4	4	3	3	3	3	3	4	27	good
406	2018-2019	MA-I & III	Basic Psychological Process	4	4	3	3	3	3	3	4	27	good	

407	2018-2019		MA-I & III	Basic Psychological Process	4	4	4	3	4	2	4	4	29	good
408	2018-2019		MA-I & III	Basic Psychological Process	4	4	4	4	4	4	4	4	32	very good
409	2018-2019		MA-I & III	Basic Psychological Process	4	4	3	3	3	3	3	4	27	good
410	2018-2019		MA- II & IV	Psychological Assessment	4	4	3	3	3	3	3	4	27	good
411	2018-2019		MA- II & IV	Psychological Assessment	4	4	3	3	3	3	3	4	27	good
412	2018-2019		MA- II & IV	Psychological Assessment	4	4	3	3	3	3	3	4	27	good
413	2018-2019		MA- II & IV	Psychological Assessment	4	4	4	3	4	2	4	4	29	good
414	2018-2019		MA- II & IV	Psychological Assessment	4	4	4	4	4	4	4	4	32	very good
415	2018-2019		MA- II & IV	Psychological Assessment	4	4	3	3	3	3	3	4	27	good
416	2018-2019		MA- II & IV	Psychological Assessment	4	4	3	3	3	3	3	4	27	good
417	2018-2019		MA- II & IV	Psychological Assessment	4	4	3	3	3	3	3	4	27	good
418	2018-2019		MA- II & IV	Psychological Assessment	4	4	4	3	4	2	4	4	29	good
419	2018-2019		MA- II & IV	Psychological Assessment	4	4	4	4	4	4	4	4	32	very good
420	2018-2019		MA- II & IV	Psychological Assessment	4	4	3	3	3	3	3	4	27	good
421	2018-2019		MA- II & IV	Psychological Assessment	4	4	3	3	3	3	3	4	27	good
422	2018-2019		MA- II & IV	Psychological Assessment	4	4	3	3	3	3	3	4	27	good
423	2018-2019	Dr. Meeta Jha	MA-I & III	Social Psychology /Clinical Diagnosis	4	4	4	3	4	2	4	4	29	good
424	2018-2019		MA-I & III	Social Psychology /Clinical Diagnosis	4	4	4	4	4	4	4	4	32	very good

425	2018-2019
426	2018-2019
427	2018-2019
428	2018-2019
429	2018-2019
430	2018-2019
431	2018-2019
432	2018-2019
433	2018-2019
434	2018-2019
435	2018-2019
436	2018-2019
437	2018-2019
438	2018-2019

MA-I & III	Social Psychology /Clinical Diagnosis	4	4	3	3	3	3	3	4	27	good
MA-I & III	Social Psychology /Clinical Diagnosis	4	4	3	3	3	3	3	4	27	good
MA-I & III	Social Psychology /Clinical Diagnosis	4	4	3	3	3	3	3	4	27	good
MA-I & III	Social Psychology /Clinical Diagnosis	4	4	4	3	4	2	4	4	29	good
MA-I & III	Social Psychology /Clinical Diagnosis	4	4	4	4	4	4	4	*	32	very good
MA-I & III	Social Psychology /Clinical Diagnosis	4	4	3	3	3	3	3	4	27	good
MA-I & III	Social Psychology /Clinical Diagnosis	4	4	3	3	3	3	3	4	27	good
MA-I & III	Social Psychology /Clinical Diagnosis	4	4	3	3	3	3	3	4	27	good
MA-I & III	Social Psychology /Clinical Diagnosis	4	4	4	3	4	2	4	4	29	good
MA-I & III	Social Psychology /Clinical Diagnosis	4	4	4	4	4	4	4	4	32	very good
MA-I & III	Social Psychology /Clinical Diagnosis	4	4	3	3	3	3	3	4	27	good
MA-I & III	Social Psychology /Clinical Diagnosis	4	4	3	3	3	3	3	4	27	good
MA-I & III	Social Psychology /Clinical Diagnosis	4	4	3	3	3	3	3	4	27	good
MA-I & III	Social Psychology /Clinical Diagnosis	4	4	3	3	3	3	3	4	27	good
MA-II & IV	Social Psychology /Clinical Diagnosis	4	4	3	3	3	3	3	4	27	good
MA-II & IV	Social Psychology /Clinical Diagnosis	4	4	4	3	4	2	4	4	29	good

439	2018-2019
440	2018-2019
441	2018-2019
442	2018-2019
443	2018-2019
444	2018-2019
445	2018-2019
446	2018-2019
447	2018-2019
448	2018-2019
449	2018-2019
450	2018-2019
451	2018-2019
452	2018-2019
453	2018-2019
454	2018-2019
455	2018-2019
456	2018-2019

MA- II & IV	Social Psychology /Clinical Diagnosis	4	4	4	4	4	4	4	4	32	very good
MA- II & IV	Social Psychology /Clinical Diagnosis	4	4	3	3	3	3	3	4	27	good
MA- II & IV	Social Psychology /Clinical Diagnosis	4	4	3	3	3	3	3	4	27	good
MA- II & IV	Social Psychology /Clinical Diagnosis	4	4	3	3	3	3	3	4	27	good
MA- II & IV	Social Psychology /Clinical Diagnosis	4	4	4	3	4	2	4	4	29	good
MA- II & IV	Social Psychology /Clinical Diagnosis	4	4	4	4	4	4	4	4	32	very good
MA- II & IV	Social Psychology /Clinical Diagnosis	4	4	3	3	3	3	3	4	27	good
MA- II & IV	Social Psychology /Clinical Diagnosis	4	4	3	3	3	3	3	4	27	good
MA- II & IV	Social Psychology /Clinical Diagnosis	4	4	3	3	3	3	3	4	27	good
MA- II & IV	Social Psychology /Clinical Diagnosis	4	4	4	3	4	2	4	4	29	good
MA- II & IV	Social Psychology /Clinical Diagnosis	4	4	4	4	4	4	4	4	32	very good
PGC	Psycholgical Guidance	4	4	3	3	3	3	3	4	27	good
PGC	Psycholgical Guidance	4	4	3	3	3	3	3	4	27	good
PGC	Psycholgical Guidance	4	4	3	3	3	3	3	4	27	good
PGC	Psycholgical Guidance	4	4	4	3	4	2	4	4	29	good
PGC	Psycholgical Guidance	4	4	4	4	4	4	4	4	32	very good
PGC	Psycholgical Guidance	4	4	3	3	3	3	3	4	27	good
PGC	Psycholgical Guidance	4	4	3	3	3	3	3	4	27	good

457	2018-2019	Shama Hamdani	PGC	Psychological Guidance	4	4	3	3	3	3	3	4	27	good
458	2018-2019		PGC	Psychological Guidance	4	4	4	3	4	2	4	4	29	good
459	2018-2019		PGC	Psychological Guidance	4	4	4	4	4	4	4	4	32	very good
460	2018-2019		PGDRP	Disability and Rehabilitation/Rehabilitation Assessment and Counselling	4	4	3	3	3	3	3	4	27	good
461	2018-2019		PGDRP	Disability and Rehabilitation/Rehabilitation Assessment and Counselling	4	4	3	3	3	3	3	4	27	good
462	2018-2019		PGDRP	Disability and Rehabilitation/Rehabilitation Assessment and Counselling	4	4	4	3	4	2	4	4	29	good
463	2018-2019		PGDRP	Disability and Rehabilitation/Rehabilitation Assessment and Counselling	4	4	4	4	4	4	4	4	32	very good
464	2018-2019	PGDRP	Disability and Rehabilitation/Rehabilitation Assessment and Counselling	4	4	3	3	3	3	3	4	27	good	

465	2018-2019		PGDRP	Disability and Rehabilitation/Rehabilitation Assessment and Counselling	4	4	3	3	3	3	3	4	27	good
466	2018-2019		PGDRP	Disability and Rehabilitation/Rehabilitation Assessment and Counselling	4	4	3	3	3	3	3	4	27	good
467	2018-2019		PGDRP	Disability and Rehabilitation/Rehabilitation Assessment and Counselling	4	4	3	3	3	3	3	4	27	good
468	2018-2019	Narendra Verma	PGDRP	Psychosocial Issues in Disabilities/Community Based Rehabilitation	4	4	3	3	3	3	3	4	27	good
469	2018-2019		PGDRP	Psychosocial Issues in Disabilities/Community Based Rehabilitation	4	4	4	3	4	2	4	4	29	good
470	2018-2019		PGDRP	Psychosocial Issues in Disabilities/Community Based Rehabilitation	4	4	4	4	4	4	4	4	32	very good
471	2018-2019		PGDRP	Psychosocial Issues in Disabilities/Community Based Rehabilitation	4	4	3	3	3	3	3	4	27	good

472	2018-2019		PGDRP	Psychosocial Issues in Disabilities/Community Based Rehabilitation	4	4	3	3	3	3	3	4	27	good
473	2018-2019		PGDRP	Psychosocial Issues in Disabilities/Community Based Rehabilitation	4	4	3	3	3	3	3	4	27	good
474	2018-2019		PGDRP	Psychosocial Issues in Disabilities/Community Based Rehabilitation	4	4	4	3	4	2	4	4	29	good
475	2019-2020	Dr. Promila Singh	MA-I	Psychopathology	4	4	3	3	3	3	3	4	27	good
476	2019-2020		MA-I	Psychopathology	4	4	3	3	3	3	3	4	27	good
477	2019-2020		MA-I	Psychopathology	4	4	3	3	3	3	3	4	27	good
478	2019-2020		MA-I	Psychopathology	4	4	4	3	4	2	4	4	29	good
479	2019-2020		MA-I	Psychopathology	4	4	4	4	4	4	4	4	32	very good
480	2019-2020		MA-I	Psychopathology	4	4	3	3	3	3	3	4	27	good
481	2019-2020		MA-I	Psychopathology	4	4	3	3	3	3	3	4	27	good
482	2019-2020		MA-I	Psychopathology	4	4	3	3	3	3	3	4	27	good
483	2019-2020		MA-I	Psychopathology	4	4	4	3	4	2	4	4	29	good
484	2019-2020		MA-I	Psychopathology	4	4	4	4	4	4	4	4	32	very good
485	2019-2020		MA-I	Psychopathology	4	4	3	3	3	3	3	4	27	good
486	2019-2020		MA-I	Psychopathology	4	4	3	3	3	3	3	4	27	good
487	2019-2020		MA-I	Psychopathology	4	4	3	3	3	3	3	4	27	good
488	2019-2020		MA-IV	Developmental Psychology	4	4	4	3	4	2	4	4	29	good
489	2019-2020		MA-IV	Developmental Psychology	4	4	4	4	4	4	4	4	32	very good
490	2019-2020		MA-IV	Developmental Psychology	4	4	3	3	3	3	3	4	27	good
491	2019-2020	MA-IV	Developmental Psychology	4	4	3	3	3	3	3	4	27	good	

492	2019-2020	MA-IV	Developmental Psychology	4	4	3	3	3	3	3	4	27	good	
493	2019-2020	MA-IV	Developmental Psychology	4	4	4	3	4	2	4	4	29	good	
494	2019-2020	MA-IV	Developmental Psychology	4	4	4	4	4	4	4	4	32	very good	
495	2019-2020	MA-IV	Developmental Psychology	4	4	3	3	3	3	3	4	27	good	
496	2019-2020	MA-IV	Developmental Psychology	4	4	3	3	3	3	3	4	27	good	
497	2019-2020	MA-IV	Developmental Psychology	4	4	3	3	3	3	3	4	27	good	
498	2019-2020	MA-IV	Developmental Psychology	4	4	4	3	4	2	4	4	29	good	
499	2019-2020	MA-IV	Developmental Psychology	4	4	3	3	3	3	3	4	27	good	
500	2019-2020	PGC	Counselling Theories & Techniques	4	4	3	3	3	3	3	4	27	good	
501	2019-2020	PGC	Counselling Theories & Techniques	4	4	3	3	3	3	3	4	27	good	
502	2019-2020	PGC	Counselling Theories & Techniques	4	4	4	3	4	2	4	4	29	good	
503	2019-2020	PGC	Counselling Theories & Techniques	4	4	4	4	4	4	4	4	32	very good	
504	2019-2020	PGC	Counselling Theories & Techniques	4	4	4	3	4	2	4	4	29	good	
505	2019-2020	PGC	Counselling Theories & Techniques	4	4	4	4	4	4	4	4	32	very good	
506	2019-2020	PGC	Counselling Theories & Techniques	4	4	3	3	3	3	3	4	27	good	
507	2019-2020	PGC	Counselling Theories & Techniques	4	4	3	3	3	3	3	4	27	good	
508	2019-2020	Dr. Basheer Hasan	MA-III & IV	Psychotherapeut ic Counselling	4	4	3	3	3	3	4	27	good	
509	2019-2020		MA-III & IV	Psychotherapeut ic Counselling	4	4	4	3	4	2	4	4	29	good
510	2019-2020		MA-III & IV	Psychotherapeut ic Counselling	4	4	4	4	4	4	4	4	32	very good

511	2019-2020
512	2019-2020
513	2019-2020
514	2019-2020
515	2019-2020
516	2019-2020
517	2019-2020
518	2019-2020
519	2019-2020
520	2019-2020
521	2019-2020
522	2019-2020
523	2019-2020
524	2019-2020
525	2019-2020
526	2019-2020
527	2019-2020
528	2019-2020
529	2019-2020
530	2019-2020
531	2019-2020

MA-III & IV	Psychotherapeut ic Counselling	4	4	3	3	3	3	3	4	27	good
MA-III & IV	Psychotherapeut ic Counselling	4	4	3	3	3	3	3	4	27	good
MA-III & IV	Psychotherapeut ic Counselling	4	4	3	3	3	3	3	4	27	good
MA-III & IV	Psychotherapeut ic Counselling	4	4	4	3	4	2	4	4	29	good
MA-III & IV	Psychotherapeut ic Counselling	4	4	4	4	4	4	4	4	32	very good
MA-III & IV	Psychotherapeut ic Counselling	4	4	3	3	3	3	3	4	27	good
MA-III & IV	Psychotherapeut ic Counselling	4	4	3	3	3	3	3	4	27	good
MA-III & IV	Psychotherapeut ic Counselling	4	4	3	3	3	3	3	4	27	good
MA-III & IV	Psychotherapeut ic Counselling	4	4	4	3	4	2	4	4	29	good
MA-III & IV	Psychotherapeut ic Counselling	4	4	4	4	4	4	4	4	32	very good
MA-III & IV	Psychotherapeut ic Counselling	4	4	3	3	3	3	3	4	27	good
MA-III & IV	Psychotherapeut ic Counselling	4	4	3	3	3	3	3	4	27	good
MA-III & IV	Psychotherapeut ic Counselling	4	4	3	3	3	3	3	4	27	good
MA-III & IV	Psychotherapeut ic Counselling	4	4	4	3	4	2	4	4	29	good
MA-III & IV	Psychotherapeut ic Counselling	4	4	4	4	4	4	4	4	32	very good
MA-III & IV	Psychotherapeut ic Counselling	4	4	3	3	3	3	3	4	27	good
PGC	Psycholgical Guidance	4	4	3	3	3	3	3	4	27	good
PGC	Psycholgical Guidance	4	4	3	3	3	3	3	4	27	good
PGC	Psycholgical Guidance	4	4	4	3	4	2	4	4	29	good
PGC	Psycholgical Guidance	4	4	4	4	4	4	4	4	32	very good
PGC	Psycholgical Guidance	4	4	3	3	3	3	3	4	27	good

532	2019-2020		PGC	Psychological Guidance	4	4	3	3	3	3	3	4	27	good
533	2019-2020		PGC	Psychological Guidance	4	4	3	3	3	3	3	4	27	good
534	2019-2020		PGC	Psychological Guidance	4	4	4	3	4	2	4	4	29	good
535	2019-2020		PGC	Psychological Guidance	4	4	4	4	4	4	4	4	32	very good
536	2019-2020		PGC	Psychological Guidance	4	4	3	3	3	3	3	4	27	good
537	2019-2020	Dr. Priyamvada Shrivastava	MA-I & III	Research Methods and Statistics / Health Behaviour	4	4	3	3	3	3	3	4	27	good
538	2019-2020		MA-I & III	Research Methods and Statistics / Health Behaviour	4	4	4	3	4	2	4	4	29	good
539	2019-2020		MA-I & III	Research Methods and Statistics / Health Behaviour	4	4	4	4	4	4	4	4	32	very good
540	2019-2020		MA-I & III	Research Methods and Statistics / Health Behaviour	4	4	3	3	3	3	3	4	27	good
541	2019-2020		MA-I & III	Research Methods and Statistics / Health Behaviour	4	4	3	3	3	3	3	4	27	good
542	2019-2020		MA-I & III	Research Methods and Statistics / Health Behaviour	4	4	3	3	3	3	3	4	27	good
543	2019-2020		MA-I & III	Research Methods and Statistics / Health Behaviour	4	4	4	3	4	2	4	4	29	good
544	2019-2020		MA-I & III	Research Methods and Statistics / Health Behaviour	4	4	4	4	4	4	4	4	32	very good

545	2019-2020
546	2019-2020
547	2019-2020
548	2019-2020
549	2019-2020
550	2019-2020
551	2019-2020
552	2019-2020
553	2019-2020
554	2019-2020
555	2019-2020

MA-I & III	Research Methods and Statistics / Health Behaviour	4	4	3	3	3	3	3	4	27	good
MA-I & III	Research Methods and Statistics / Health Behaviour	4	4	3	3	3	3	3	4	27	good
MA-I & III	Research Methods and Statistics / Health Behaviour	4	4	3	3	3	3	3	4	27	good
MA-I & III	Research Methods and Statistics / Health Behaviour	4	4	4	3	4	2	4	4	29	good
MA-I & III	Research Methods and Statistics / Health Behaviour	4	4	4	4	4	4	4	4	32	very good
MA-I & III	Research Methods and Statistics / Health Behaviour	4	4	3	3	3	3	3	4	27	good
MA-I & III	Research Methods and Statistics / Health Behaviour	4	4	3	3	3	3	3	4	27	good
PGDRP	Community Based Rehabilitation	4	4	3	3	3	3	3	4	27	good
PGDRP	Community Based Rehabilitation	4	4	4	3	4	2	4	4	29	good
PGDRP	Community Based Rehabilitation	4	4	4	4	4	4	4	4	32	very good
PGDRP	Community Based Rehabilitation	4	4	3	3	3	3	3	4	27	good

556	2019-2020		PGDRP	Community Based Rehabilitation	4	4	3	3	3	3	3	4	27	good
557	2019-2020		PGDRP	Community Based Rehabilitation	4	4	3	3	3	3	3	4	27	good
558	2019-2020		PGDRP	Community Based Rehabilitation									0	good
559	2019-2020	Dr. Prabhavati Shukla	MA-I & III	Basic Psychological Process	4	4	3	3	3	3	3	4	27	good
560	2019-2020		MA-I & III	Basic Psychological Process	4	4	4	3	4	2	4	4	29	good
561	2019-2020		MA-I & III	Basic Psychological Process	4	4	4	4	4	4	4	4	32	very good
562	2019-2020		MA-I & III	Basic Psychological Process	4	4	3	3	3	3	3	4	27	good
563	2019-2020		MA-I & III	Basic Psychological Process	4	4	3	3	3	3	3	4	27	good
564	2019-2020		MA-I & III	Basic Psychological Process	4	4	3	3	3	3	3	4	27	good
565	2019-2020		MA-I & III	Basic Psychological Process	4	4	4	3	4	2	4	4	29	good
566	2019-2020		MA-I & III	Basic Psychological Process	4	4	4	4	4	4	4	4	32	very good
567	2019-2020		MA-I & III	Basic Psychological Process	4	4	3	3	3	3	3	4	27	good
568	2019-2020		MA-I & III	Basic Psychological Process	4	4	3	3	3	3	3	4	27	good
569	2019-2020		MA-I & III	Basic Psychological Process	4	4	3	3	3	3	3	4	27	good
570	2019-2020		MA-I & III	Basic Psychological Process	4	4	4	3	4	2	4	4	29	good
571	2019-2020		MA-I & III	Basic Psychological Process	4	4	4	4	4	4	4	4	32	very good
572	2019-2020		MA-I & III	Basic Psychological Process	4	4	3	3	3	3	3	4	27	good
573	2019-2020	MA-II & IV	Psychological Assessment	4	4	3	3	3	3	3	4	27	good	

574	2019-2020	MA- II & IV	Psychological Assessment	4	4	3	3	3	3	3	4	27	good
575	2019-2020	MA- II & IV	Psychological Assessment	4	4	3	3	3	3	3	4	27	good
576	2019-2020	MA- II & IV	Psychological Assessment	4	4	4	3	4	2	4	4	29	good
577	2019-2020	MA- II & IV	Psychological Assessment	4	4	4	4	4	4	4	4	32	very good
578	2019-2020	MA- II & IV	Psychological Assessment	4	4	3	3	3	3	3	4	27	good
579	2019-2020	MA- II & IV	Psychological Assessment	4	4	3	3	3	3	3	4	27	good
580	2019-2020	MA- II & IV	Psychological Assessment	4	4	3	3	3	3	3	4	27	good
581	2019-2020	MA- II & IV	Psychological Assessment	4	4	4	3	4	2	4	4	29	good
582	2019-2020	MA- II & IV	Psychological Assessment	4	4	4	4	4	4	4	4	32	very good
583	2019-2020	MA- II & IV	Psychological Assessment	4	4	3	3	3	3	3	4	27	good
584	2019-2020	MA- II & IV	Psychological Assessment	4	4	3	3	3	3	3	4	27	good
585	2019-2020	MA- II & IV	Psychological Assessment	4	4	3	3	3	3	3	4	27	good
586	2019-2020	MA-I & III	Social Psychology /Clinical Diagnosis	4	4	4	3	4	2	4	4	29	good
587	2019-2020	MA-I & III	Social Psychology /Clinical Diagnosis	4	4	4	4	4	4	4	4	32	very good
588	2019-2020	MA-I & III	Social Psychology /Clinical Diagnosis	4	4	3	3	3	3	3	4	27	good
589	2019-2020	MA-I & III	Social Psychology /Clinical Diagnosis	4	4	3	3	3	3	3	4	27	good
590	2019-2020	MA-I & III	Social Psychology /Clinical Diagnosis	4	4	3	3	3	3	3	4	27	good

Dr. Meeta Jha

591	2019-2020
592	2019-2020
593	2019-2020
594	2019-2020
595	2019-2020
596	2019-2020
597	2019-2020
598	2019-2020
599	2019-2020
600	2019-2020
601	2019-2020
602	2019-2020
603	2019-2020
604	2019-2020

MA-I & III	Social Psychology /Clinical Diagnosis	4	4	4	3	4	2	4	4	29	good
MA-I & III	Social Psychology /Clinical Diagnosis	4	4	4	4	4	4	4	4	32	very good
MA-I & III	Social Psychology /Clinical Diagnosis	4	4	3	3	3	3	3	4	27	good
MA-I & III	Social Psychology /Clinical Diagnosis	4	4	3	3	3	3	3	4	27	good
MA-I & III	Social Psychology /Clinical Diagnosis	4	4	3	3	3	3	3	4	27	good
MA-I & III	Social Psychology /Clinical Diagnosis	4	4	4	3	4	2	4	4	29	good
MA-I & III	Social Psychology /Clinical Diagnosis	4	4	4	4	4	4	4	4	32	very good
MA-I & III	Social Psychology /Clinical Diagnosis	4	4	3	3	3	3	3	4	27	good
MA-I & III	Social Psychology /Clinical Diagnosis	4	4	3	3	3	3	3	4	27	good
MA- II & IV	Social Psychology /Clinical Diagnosis	4	4	3	3	3	3	3	4	27	good
MA- II & IV	Social Psychology /Clinical Diagnosis	4	4	4	3	4	2	4	4	29	good
MA- II & IV	Social Psychology /Clinical Diagnosis	4	4	4	4	4	4	4	4	32	very good
MA- II & IV	Social Psychology /Clinical Diagnosis	4	4	3	3	3	3	3	4	27	good
MA- II & IV	Social Psychology /Clinical Diagnosis	4	4	3	3	3	3	3	4	27	good

605	2019-2020	MA- II & IV	Social Psychology /Clinical Diagnosis	4	4	3	3	3	3	3	4	27	good
606	2019-2020	MA- II & IV	Social Psychology /Clinical Diagnosis	4	4	4	3	4	2	4	4	29	good
607	2019-2020	MA- II & IV	Social Psychology /Clinical Diagnosis	4	4	4	4	4	4	4	4	32	very good
608	2019-2020	MA- II & IV	Social Psychology /Clinical Diagnosis	4	4	3	3	3	3	3	4	27	good
609	2019-2020	MA- II & IV	Social Psychology /Clinical Diagnosis	4	4	3	3	3	3	3	4	27	good
610	2019-2020	MA- II & IV	Social Psychology /Clinical Diagnosis	4	4	3	3	3	3	3	4	27	good
611	2019-2020	MA- II & IV	Social Psychology /Clinical Diagnosis	4	4	4	3	4	2	4	4	29	good
612	2019-2020	MA- II & IV	Social Psychology /Clinical Diagnosis	4	4	4	4	4	4	4	4	32	very good
613	2019-2020	PGC	Psychological Guidance	4	4	3	3	3	3	3	4	27	good
614	2019-2020	PGC	Psychological Guidance	4	4	3	3	3	3	3	4	27	good
615	2019-2020	PGC	Psychological Guidance	4	4	3	3	3	3	3	4	27	good
616	2019-2020	PGC	Psychological Guidance	4	4	4	3	4	2	4	4	29	good
617	2019-2020	PGC	Psychological Guidance	4	4	4	4	4	4	4	4	32	very good
618	2019-2020	PGC	Psychological Guidance	4	4	3	3	3	3	3	4	27	good
619	2019-2020	PGC	Psychological Guidance	4	4	3	3	3	3	3	4	27	good
620	2019-2020	PGC	Psychological Guidance	4	4	3	3	3	3	3	4	27	good
621	2019-2020	PGC	Psychological Guidance	4	4	4	3	4	2	4	4	29	good
622	2019-2020	PGC	Psychological Guidance	4	4	4	4	4	4	4	4	32	very good

623	2019-2020	Shama Hamdani	PGDRP	Disability and Rehabilitation/Rehabilitation Assessment and Counselling	4	4	3	3	3	3	3	4	27	good
624	2019-2020		PGDRP	Disability and Rehabilitation/Rehabilitation Assessment and Counselling	4	4	3	3	3	3	3	4	27	good
625	2019-2020		PGDRP	Disability and Rehabilitation/Rehabilitation Assessment and Counselling	4	4	4	3	4	2	4	4	29	good
626	2019-2020		PGDRP	Disability and Rehabilitation/Rehabilitation Assessment and Counselling	4	4	4	4	4	4	4	4	32	very good
627	2019-2020		PGDRP	Disability and Rehabilitation/Rehabilitation Assessment and Counselling	4	4	3	3	3	3	3	4	27	good
628	2019-2020		PGDRP	Disability and Rehabilitation/Rehabilitation Assessment and Counselling	4	4	3	3	3	3	3	4	27	good

629	2019-2020	Narendra Verma	PGDRP	Disability and Rehabilitation/Rehabilitation Assessment and Counselling	4	4	3	3	3	3	3	4	27	good
630	2019-2020		PGDRP	Disability and Rehabilitation/Rehabilitation Assessment and Counselling	4	4	3	3	3	3	3	4	27	good
631	2019-2020		PGDRP	Psychosocial Issues in Disabilities/Community Based Rehabilitation	4	4	3	3	3	3	3	4	27	good
632	2019-2020		PGDRP	Psychosocial Issues in Disabilities/Community Based Rehabilitation	4	4	4	3	4	2	4	4	29	good
633	2019-2020		PGDRP	Psychosocial Issues in Disabilities/Community Based Rehabilitation	4	4	4	4	4	4	4	4	32	very good
634	2019-2020		PGDRP	Psychosocial Issues in Disabilities/Community Based Rehabilitation	4	4	3	3	3	3	3	4	27	good
635	2019-2020		PGDRP	Psychosocial Issues in Disabilities/Community Based Rehabilitation	4	4	3	3	3	3	3	4	27	good

636	2019-2020		PGDRP	Psychosocial Issues in Disabilities/Community Based Rehabilitation	4	4	3	3	3	3	3	4	27	good
637	2019-2020		PGDRP	Psychosocial Issues in Disabilities/Community Based Rehabilitation	4	4	4	3	4	2	4	4	29	good
638	2020-2021	Dr. Promila Singh	MA-I	Psychopathology	4	4	3	3	3	3	3	4	27	good
639	2020-2021		MA-I	Psychopathology	4	4	3	3	3	3	3	4	27	good
640	2020-2021		MA-I	Psychopathology	4	4	3	3	3	3	3	4	27	good
641	2020-2021		MA-I	Psychopathology	4	4	4	3	4	2	4	4	29	good
642	2020-2021		MA-I	Psychopathology	4	4	4	4	4	4	4	4	32	very good
643	2020-2021		MA-I	Psychopathology	4	4	3	3	3	3	3	4	27	good
644	2020-2021		MA-I	Psychopathology	4	4	3	3	3	3	3	4	27	good
645	2020-2021		MA-I	Psychopathology	4	4	3	3	3	3	3	4	27	good
646	2020-2021		MA-I	Psychopathology	4	4	4	3	4	2	4	4	29	good
647	2020-2021		MA-I	Psychopathology	4	4	4	4	4	4	4	4	32	very good
648	2020-2021		MA-I	Psychopathology	4	4	3	3	3	3	3	4	27	good
649	2020-2021		MA-I	Psychopathology	4	4	3	3	3	3	3	4	27	good
650	2020-2021		MA-I	Psychopathology	4	4	3	3	3	3	3	4	27	good
651	2020-2021		MA-IV	Developmental Psychology	4	4	4	3	4	2	4	4	29	good
652	2020-2021		MA-IV	Developmental Psychology	4	4	4	4	4	4	4	4	32	very good
653	2020-2021		MA-IV	Developmental Psychology	4	4	3	3	3	3	3	4	27	good
654	2020-2021	MA-IV	Developmental Psychology	4	4	3	3	3	3	3	4	27	good	
655	2020-2021	MA-IV	Developmental Psychology	4	4	3	3	3	3	3	4	27	good	
656	2020-2021	MA-IV	Developmental Psychology	4	4	4	3	4	2	4	4	29	good	

657	2020-2021
658	2020-2021
659	2020-2021
660	2020-2021
661	2020-2021
662	2020-2021
663	2020-2021
664	2020-2021
665	2020-2021
666	2020-2021
667	2020-2021
668	2020-2021
669	2020-2021
670	2020-2021
671	2020-2021
672	2020-2021
673	2020-2021
674	2020-2021
675	2020-2021

Dr. Basheer Hasan

MA-IV	Developmental Psychology	4	4	4	4	4	4	4	4	32	very good
MA-IV	Developmental Psychology	4	4	3	3	3	3	3	4	27	good
MA-IV	Developmental Psychology	4	4	3	3	3	3	3	4	27	good
MA-IV	Developmental Psychology	4	4	3	3	3	3	3	4	27	good
MA-IV	Developmental Psychology	4	4	4	3	4	2	4	4	29	good
MA-IV	Developmental Psychology	4	4	3	3	3	3	3	4	27	good
PGC	Counselling Theories & Techniques	4	4	3	3	3	3	3	4	27	good
PGC	Counselling Theories & Techniques	4	4	3	3	3	3	3	4	27	good
PGC	Counselling Theories & Techniques	4	4	4	3	4	2	4	4	29	good
PGC	Counselling Theories & Techniques	4	4	4	4	4	4	4	4	32	very good
PGC	Counselling Theories & Techniques	4	4	4	3	4	2	4	4	29	good
PGC	Counselling Theories & Techniques	4	4	4	4	4	4	4	4	32	very good
PGC	Counselling Theories & Techniques	4	4	3	3	3	3	3	4	27	good
PGC	Counselling Theories & Techniques	4	4	3	3	3	3	3	4	27	good
MA-III & IV	Psychotherapeutic Counselling	4	4	3	3	3	3	3	4	27	good
MA-III & IV	Psychotherapeutic Counselling	4	4	4	3	4	2	4	4	29	good
MA-III & IV	Psychotherapeutic Counselling	4	4	4	4	4	4	4	4	32	very good
MA-III & IV	Psychotherapeutic Counselling	4	4	3	3	3	3	3	4	27	good
MA-III & IV	Psychotherapeutic Counselling	4	4	3	3	3	3	3	4	27	good

676	2020-2021
677	2020-2021
678	2020-2021
679	2020-2021
680	2020-2021
681	2020-2021
682	2020-2021
683	2020-2021
684	2020-2021
685	2020-2021
686	2020-2021
687	2020-2021
688	2020-2021
689	2020-2021
690	2020-2021
691	2020-2021
692	2020-2021
693	2020-2021
694	2020-2021
695	2020-2021
696	2020-2021
697	2020-2021

MA-III & IV	Psychotherapeut ic Counselling	4	4	3	3	3	3	3	4	27	good
MA-III & IV	Psychotherapeut ic Counselling	4	4	4	3	4	2	4	4	29	good
MA-III & IV	Psychotherapeut ic Counselling	4	4	4	4	4	4	4	4	32	very good
MA-III & IV	Psychotherapeut ic Counselling	4	4	3	3	3	3	3	4	27	good
MA-III & IV	Psychotherapeut ic Counselling	4	4	3	3	3	3	3	4	27	good
MA-III & IV	Psychotherapeut ic Counselling	4	4	3	3	3	3	3	4	27	good
MA-III & IV	Psychotherapeut ic Counselling	4	4	4	3	4	2	4	4	29	good
MA-III & IV	Psychotherapeut ic Counselling	4	4	4	4	4	4	4	4	32	very good
MA-III & IV	Psychotherapeut ic Counselling	4	4	3	3	3	3	3	4	27	good
MA-III & IV	Psychotherapeut ic Counselling	4	4	3	3	3	3	3	4	27	good
MA-III & IV	Psychotherapeut ic Counselling	4	4	3	3	3	3	3	4	27	good
MA-III & IV	Psychotherapeut ic Counselling	4	4	4	3	4	2	4	4	29	good
MA-III & IV	Psychotherapeut ic Counselling	4	4	4	4	4	4	4	4	32	very good
MA-III & IV	Psychotherapeut ic Counselling	4	4	3	3	3	3	3	4	27	good
PGC	Psycholgical Guidance	4	4	3	3	3	3	3	4	27	good
PGC	Psycholgical Guidance	4	4	3	3	3	3	3	4	27	good
PGC	Psycholgical Guidance	4	4	4	3	4	2	4	4	29	good
PGC	Psycholgical Guidance	4	4	4	4	4	4	4	4	32	very good
PGC	Psycholgical Guidance	4	4	3	3	3	3	3	4	27	good
PGC	Psycholgical Guidance	4	4	3	3	3	3	3	4	27	good
PGC	Psycholgical Guidance	4	4	3	3	3	3	3	4	27	good
PGC	Psycholgical Guidance	4	4	4	3	4	2	4	4	29	good

698	2020-2021	Dr. Priyamvada Shrivastava	PGC	Psychological Guidance	4	4	4	4	4	4	4	4	32	very good
699	2020-2021		PGC	Psychological Guidance	4	4	3	3	3	3	3	4	27	good
700	2020-2021		MA-I & III	Research Methods and Statistics / Health Behaviour	4	4	3	3	3	3	3	4	27	good
701	2020-2021		MA-I & III	Research Methods and Statistics / Health Behaviour	4	4	4	3	4	2	4	4	29	good
702	2020-2021		MA-I & III	Research Methods and Statistics / Health Behaviour	4	4	4	4	4	4	4	4	32	very good
703	2020-2021		MA-I & III	Research Methods and Statistics / Health Behaviour	4	4	3	3	3	3	3	4	27	good
704	2020-2021		MA-I & III	Research Methods and Statistics / Health Behaviour	4	4	3	3	3	3	3	4	27	good
705	2020-2021		MA-I & III	Research Methods and Statistics / Health Behaviour	4	4	3	3	3	3	3	4	27	good
706	2020-2021		MA-I & III	Research Methods and Statistics / Health Behaviour	4	4	4	3	4	2	4	4	29	good
707	2020-2021		MA-I & III	Research Methods and Statistics / Health Behaviour	4	4	4	4	4	4	4	4	32	very good
708	2020-2021	MA-I & III	Research Methods and Statistics / Health Behaviour	4	4	3	3	3	3	3	4	27	good	

709	2020-2021
710	2020-2021
711	2020-2021
712	2020-2021
713	2020-2021
714	2020-2021
715	2020-2021
716	2020-2021
717	2020-2021
718	2020-2021
719	2020-2021

MA-I & III	Research Methods and Statistics / Health Behaviour	4	4	3	3	3	3	3	4	27	good
MA-I & III	Research Methods and Statistics / Health Behaviour	4	4	3	3	3	3	3	4	27	good
MA-I & III	Research Methods and Statistics / Health Behaviour	4	4	4	3	4	2	4	4	29	good
MA-I & III	Research Methods and Statistics / Health Behaviour	4	4	4	4	4	4	4	4	32	very good
MA-I & III	Research Methods and Statistics / Health Behaviour	4	4	3	3	3	3	3	4	27	good
MA-I & III	Research Methods and Statistics / Health Behaviour	4	4	3	3	3	3	3	4	27	good
PGDRP	Community Based Rehabilitation	4	4	3	3	3	3	3	4	27	good
PGDRP	Community Based Rehabilitation	4	4	4	3	4	2	4	4	29	good
PGDRP	Community Based Rehabilitation	4	4	4	4	4	4	4	4	32	very good
PGDRP	Community Based Rehabilitation	4	4	3	3	3	3	3	4	27	good
PGDRP	Community Based Rehabilitation	4	4	3	3	3	3	3	4	27	good

720	2020-2021	Dr. Prabhavati Shukla	PGDRP	Community Based Rehabilitation	4	4	3	3	3	3	3	4	27	good	
721	2020-2021		PGDRP	Community Based Rehabilitation										0	good
722	2020-2021		MA-I & III	Basic Psychological Process	4	4	3	3	3	3	3	4	27	good	
723	2020-2021		MA-I & III	Basic Psychological Process	4	4	4	3	4	2	4	4	29	good	
724	2020-2021		MA-I & III	Basic Psychological Process	4	4	4	4	4	4	4	4	32	very good	
725	2020-2021		MA-I & III	Basic Psychological Process	4	4	3	3	3	3	3	4	27	good	
726	2020-2021		MA-I & III	Basic Psychological Process	4	4	3	3	3	3	3	4	27	good	
727	2020-2021		MA-I & III	Basic Psychological Process	4	4	3	3	3	3	3	4	27	good	
728	2020-2021		MA-I & III	Basic Psychological Process	4	4	4	3	4	2	4	4	29	good	
729	2020-2021		MA-I & III	Basic Psychological Process	4	4	4	4	4	4	4	4	32	very good	
730	2020-2021		MA-I & III	Basic Psychological Process	4	4	3	3	3	3	3	4	27	good	
731	2020-2021		MA-I & III	Basic Psychological Process	4	4	3	3	3	3	3	4	27	good	
732	2020-2021		MA-I & III	Basic Psychological Process	4	4	3	3	3	3	3	4	27	good	
733	2020-2021		MA-I & III	Basic Psychological Process	4	4	4	3	4	2	4	4	29	good	
734	2020-2021		MA-I & III	Basic Psychological Process	4	4	4	4	4	4	4	4	32	very good	
735	2020-2021		MA-I & III	Basic Psychological Process	4	4	3	3	3	3	3	4	27	good	
736	2020-2021		MA- II & IV	Psychological Assessment	4	4	3	3	3	3	3	4	27	good	
737	2020-2021		MA- II & IV	Psychological Assessment	4	4	3	3	3	3	3	4	27	good	
738	2020-2021		MA- II	Psychological	4	4	3	3	3	3	3	4	27	good	

739	2020-2021	MA- II & IV	Psychological Assessment	4	4	4	3	4	2	4	4	29	good	
740	2020-2021	MA- II & IV	Psychological Assessment	4	4	4	4	4	4	4	4	32	very good	
741	2020-2021	MA- II & IV	Psychological Assessment	4	4	3	3	3	3	3	4	27	good	
742	2020-2021	MA- II & IV	Psychological Assessment	4	4	3	3	3	3	3	4	27	good	
743	2020-2021	MA- II & IV	Psychological Assessment	4	4	3	3	3	3	3	4	27	good	
744	2020-2021	MA- II & IV	Psychological Assessment	4	4	4	3	4	2	4	4	29	good	
745	2020-2021	MA- II & IV	Psychological Assessment	4	4	4	4	4	4	4	4	32	very good	
746	2020-2021	MA- II & IV	Psychological Assessment	4	4	3	3	3	3	3	4	27	good	
747	2020-2021	MA- II & IV	Psychological Assessment	4	4	3	3	3	3	3	4	27	good	
748	2020-2021	MA- II & IV	Psychological Assessment	4	4	3	3	3	3	3	4	27	good	
749	2020-2021	Dr. Meeta Jha	MA-I & III	Social Psychology /Clinical Diagnosis	4	4	4	3	4	2	4	4	29	good
750	2020-2021		MA-I & III	Social Psychology /Clinical Diagnosis	4	4	4	4	4	4	4	4	32	very good
751	2020-2021		MA-I & III	Social Psychology /Clinical Diagnosis	4	4	3	3	3	3	3	4	27	good
752	2020-2021		MA-I & III	Social Psychology /Clinical Diagnosis	4	4	3	3	3	3	3	4	27	good
753	2020-2021		MA-I & III	Social Psychology /Clinical Diagnosis	4	4	3	3	3	3	3	4	27	good
754	2020-2021		MA-I & III	Social Psychology /Clinical Diagnosis	4	4	4	3	4	2	4	4	29	good
755	2020-2021		MA-I & III	Social Psychology /Clinical	4	4	4	4	4	4	4	4	32	very good

756	2020-2021
757	2020-2021
758	2020-2021
759	2020-2021
760	2020-2021
761	2020-2021
762	2020-2021
763	2020-2021
764	2020-2021
765	2020-2021
766	2020-2021
767	2020-2021
768	2020-2021
769	2020-2021

MA-I & III	Social Psychology /Clinical Diagnosis	4	4	3	3	3	3	3	4	27	good
MA-I & III	Social Psychology /Clinical Diagnosis	4	4	3	3	3	3	3	4	27	good
MA-I & III	Social Psychology /Clinical Diagnosis	4	4	3	3	3	3	3	4	27	good
MA-I & III	Social Psychology /Clinical Diagnosis	4	4	4	3	4	2	4	4	29	good
MA-I & III	Social Psychology /Clinical Diagnosis	4	4	4	4	4	4	4	4	32	very good
MA-I & III	Social Psychology /Clinical Diagnosis	4	4	3	3	3	3	3	4	27	good
MA-I & III	Social Psychology /Clinical Diagnosis	4	4	3	3	3	3	3	4	27	good
MA- II & IV	Social Psychology /Clinical Diagnosis	4	4	3	3	3	3	3	4	27	good
MA- II & IV	Social Psychology /Clinical Diagnosis	4	4	4	3	4	2	4	4	29	good
MA- II & IV	Social Psychology /Clinical Diagnosis	4	4	4	4	4	4	4	4	32	very good
MA- II & IV	Social Psychology /Clinical Diagnosis	4	4	3	3	3	3	3	4	27	good
MA- II & IV	Social Psychology /Clinical Diagnosis	4	4	3	3	3	3	3	4	27	good
MA- II & IV	Social Psychology /Clinical Diagnosis	4	4	3	3	3	3	3	4	27	good
MA- II & IV	Social Psychology /Clinical Diagnosis	4	4	4	3	4	2	4	4	29	good

770	2020-2021	MA- II & IV	Social Psychology /Clinical Diagnosis	4	4	4	4	4	4	4	4	4	32	very good
771	2020-2021	MA- II & IV	Social Psychology /Clinical Diagnosis	4	4	3	3	3	3	3	3	4	27	good
772	2020-2021	MA- II & IV	Social Psychology /Clinical Diagnosis	4	4	3	3	3	3	3	3	4	27	good
773	2020-2021	MA- II & IV	Social Psychology /Clinical Diagnosis	4	4	3	3	3	3	3	3	4	27	good
774	2020-2021	MA- II & IV	Social Psychology /Clinical Diagnosis	4	4	4	3	4	2	4	4	4	29	good
775	2020-2021	MA- II & IV	Social Psychology /Clinical Diagnosis	4	4	4	4	4	4	4	4	4	32	very good
776	2020-2021	PGC	Psycholgical Guidance	4	4	3	3	3	3	3	3	4	27	good
777	2020-2021	PGC	Psycholgical Guidance	4	4	3	3	3	3	3	3	4	27	good
778	2020-2021	PGC	Psycholgical Guidance	4	4	3	3	3	3	3	3	4	27	good
779	2020-2021	PGC	Psycholgical Guidance	4	4	4	3	4	2	4	4	4	29	good
780	2020-2021	PGC	Psycholgical Guidance	4	4	4	4	4	4	4	4	4	32	very good
781	2020-2021	PGC	Psycholgical Guidance	4	4	3	3	3	3	3	3	4	27	good
782	2020-2021	PGC	Psycholgical Guidance	4	4	3	3	3	3	3	3	4	27	good
783	2020-2021	PGC	Psycholgical Guidance	4	4	3	3	3	3	3	3	4	27	good
784	2020-2021	PGC	Psycholgical Guidance	4	4	4	3	4	2	4	4	4	29	good
785	2020-2021	PGC	Psycholgical Guidance	4	4	4	4	4	4	4	4	4	32	very good
786	2020-2021	Shama Hamdani	PGDRP Disability and Rehabilitation/R ehabilitation Assessment and Counselling	4	4	3	3	3	3	3	3	4	27	good

787	2020-2021
788	2020-2021
789	2020-2021
790	2020-2021
791	2020-2021
792	2020-2021

PGDRP	Disability and Rehabilitation/Rehabilitation Assessment and Counselling	4	4	3	3	3	3	3	4	27	good
PGDRP	Disability and Rehabilitation/Rehabilitation Assessment and Counselling	4	4	4	3	4	2	4	4	29	good
PGDRP	Disability and Rehabilitation/Rehabilitation Assessment and Counselling	4	4	4	4	4	4	4	4	32	very good
PGDRP	Disability and Rehabilitation/Rehabilitation Assessment and Counselling	4	4	3	3	3	3	3	4	27	good
PGDRP	Disability and Rehabilitation/Rehabilitation Assessment and Counselling	4	4	3	3	3	3	3	4	27	good
PGDRP	Disability and Rehabilitation/Rehabilitation Assessment and Counselling	4	4	3	3	3	3	3	4	27	good

793	2020-2021		PGDRP	Disability and Rehabilitation/R ehabilitation Assessment and Counselling	4	4	3	3	3	3	3	4	27	good
794	2020-2021	Narendra Verma	PGDRP	Psychosocial Issues in Disabilities/Com munity Based Rehabilitation	4	4	3	3	3	3	3	4	27	good
795	2020-2021		PGDRP	Psychosocial Issues in Disabilities/Com munity Based Rehabilitation	4	4	4	3	4	2	4	4	29	good
796	2020-2021		PGDRP	Psychosocial Issues in Disabilities/Com munity Based Rehabilitation	4	4	4	4	4	4	4	4	32	very good
797	2020-2021		PGDRP	Psychosocial Issues in Disabilities/Com munity Based Rehabilitation	4	4	3	3	3	3	3	4	27	good
798	2020-2021		PGDRP	Psychosocial Issues in Disabilities/Com munity Based Rehabilitation	4	4	3	3	3	3	3	4	27	good
799	2020-2021		PGDRP	Psychosocial Issues in Disabilities/Com munity Based Rehabilitation	4	4	3	3	3	3	3	4	27	good
800	2020-2021		PGDRP	Psychosocial Issues in Disabilities/Com munity Based Rehabilitation	4	4	4	3	4	2	4	4	29	good

COURSE CONTENTS

SN	Subject	Course/Program	Semester	Year	Q1	Q2	Q3	Q4	Q5	Q6	Q7	Q8	Q9	Total	Overall
1	Psychoogy	MA	I	2016-2017	4	4	3	3	3	3	3	4	3	30	good
2	Psychoogy	MA	I	2016-2017	4	4	3	3	3	3	3	4	3	30	good
3	Psychoogy	MA	I	2016-2017	4	4	3	3	3	3	3	4	3	30	good
4	Psychoogy	MA	I	2016-2017	4	4	4	3	4	2	4	4	4	33	good
5	Psychoogy	MA	I	2016-2017	4	4	4	4	4	4	4	4	4	36	very good
6	Psychoogy	MA	I	2016-2017	4	4	4	3	2	2	4	4	4	31	good
7	Psychoogy	MA	I	2016-2017	4	4	4	3	2	2	4	4	4	31	good
8	Psychoogy	MA	I	2016-2017	4	4	4	3	2	2	4	4	4	31	good
9	Psychoogy	MA	I	2016-2017	4	4	4	3	2	4	4	4	4	33	good
10	Psychoogy	MA	I	2016-2017	4	4	4	3	2	4	4	4	4	33	good
11	Psychoogy	MA	I	2016-2017	2	4	4	3	2	4	4	4	4	31	good
12	Psychoogy	MA	I	2016-2017	4	4	4	4	4	4	4	4	4	36	very good
13	Psychoogy	MA	I	2016-2017	2	4	2	3	2	4	4	4	4	29	good
14	Psychoogy	MA	I	2016-2017	2	3	2	3	2	3	3	3	4	25	good
15	Psychoogy	MA	II	2016-2017	4	4	4	4	4	4	4	4	4	36	very good
16	Psychoogy	MA	II	2016-2017	3	3	2	3	2	3	3	3	4	26	good
17	Psychoogy	MA	II	2016-2017	4	4	4	4	4	4	4	4	4	36	very good
18	Psychoogy	MA	II	2016-2017	3	3	3	3	2	3	3	3	4	27	good
19	Psychoogy	MA	II	2016-2017	3	3	3	3	2	3	3	3	4	27	good
20	Psychoogy	MA	II	2016-2017	4	4	4	4	4	4	4	4	4	36	very good
21	Psychoogy	MA	II	2016-2017	3	3	2	3	2	3	3	3	4	26	good
22	Psychoogy	MA	II	2016-2017	3	3	4	3	3	4	3	3	4	30	good
23	Psychoogy	MA	II	2016-2017	3	3	4	4	3	4	3	3	4	31	good
24	Psychoogy	MA	II	2016-2017	3	3	4	4	3	4	3	3	4	31	good
25	Psychoogy	MA	II	2016-2017	3	3	4	4	3	4	3	3	4	31	good
26	Psychoogy	MA	II	2016-2017	4	4	4	4	4	4	4	4	4	36	very good
27	Psychoogy	MA	II	2016-2017	3	3	4	3	3	4	2	3	4	29	good
28	Psychoogy	MA	II	2016-2017	3	3	4	3	3	4	2	3	4	29	good
29	Psychoogy	MA	II	2016-2017	3	3	4	3	3	4	2	3	4	29	good
30	Psychoogy	MA	II	2016-2017	4	4	4	4	4	4	4	4	4	36	very good
31	Psychoogy	MA	II	2016-2017	3	3	4	3	3	4	2	3	4	29	good
32	Psychoogy	MA	II	2016-2017	4	4	4	4	4	4	4	4	4	36	very good
33	Psychoogy	MA	II	2016-2017	2	3	4	3	3	4	3	3	4	29	good
34	Psychoogy	PGC	I	2016-2017	2	3	4	3	3	4	3	3	4	29	good
35	Psychoogy	PGC	I	2016-2017	2	3	4	3	3	4	3	3	4	29	good
36	Psychoogy	PGC	I	2016-2017	4	4	4	4	4	4	4	4	4	36	very good
37	Psychoogy	PGC	I	2016-2017	2	3	4	2	3	4	3	3	4	28	good
38	Psychoogy	PGC	I	2016-2017	3	3	4	2	3	4	3	3	4	29	good
39	Psychoogy	PGC	I	2016-2017	3	3	4	2	3	4	3	3	4	29	good
40	Psychoogy	PGC	I	2016-2017	3	4	4	4	4	4	4	4	4	4	good
41	Psychoogy	PGC	I	2016-2017	3	2	4	2	3	4	3	2	4	27	good
42	Psychoogy	PGC	I	2016-2017	3	2	4	3	3	4	3	2	4	28	good
43	Psychoogy	PGC	I	2016-2017	3	2	4	3	3	4	3	2	4	28	good
44	Psychoogy	PGC	I	2016-2017	4	4	4	4	4	4	4	4	4	36	very good
45	Psychoogy	PGC	I	2016-2017	3	2	3	3	3	3	3	2	3	25	good
46	Psychoogy	PGC	I	2016-2017	3	3	3	3	3	3	3	3	3	27	good
47	Psychoogy	PGC	I	2016-2017	3	3	2	3	3	3	3	3	3	26	good
48	Psychoogy	PGC	I	2016-2017	3	3	2	3	3	3	3	3	3	26	good
49	Psychoogy	PGC	I	2016-2017	4	4	4	4	4	4	4	4	4	36	very good
50	Psychoogy	PGC	I	2016-2017	3	3	2	3	3	3	3	3	3	26	good
51	Psychoogy	PGC	I	2016-2017	3	3	3	3	3	3	3	3	3	27	good
52	Psychoogy	PGC	I	2016-2017	3	3	3	3	3	3	3	3	3	27	good

53	Psychoogy	PGC	I	2016-2017	4	4	4	4	4	4	4	4	4	4	36	very good
54	Psychoogy	PGC	I	2016-2017	3	3	3	2	3	3	3	3	3	3	26	good
55	Psychoogy	PGC	I	2016-2017	3	3	3	2	3	3	3	3	3	3	26	good
56	Psychoogy	PGC	I	2016-2017	4	4	4	4	4	4	4	4	4	4	36	very good
57	Psychoogy	PGC	I	2016-2017	3	3	3	2	3	3	3	3	3	3	26	good
58	Psychoogy	PGC	I	2016-2017	4	4	4	4	4	4	4	4	4	4	36	very good
59	Psychoogy	PGC	I	2016-2017	3	3	3	3	3	3	3	3	3	3	27	good
60	Psychoogy	PGC	I	2016-2017	3	3	3	3	3	3	3	3	3	3	27	good
61	Psychoogy	PGC	I	2016-2017	3	3	3	3	3	3	3	3	3	3	27	good
62	Psychoogy	PGC	I	2016-2017	3	3	3	3	3	2	3	3	3	3	26	good
63	Psychoogy	MA	I	2017-2018	3	3	3	3	3	2	3	3	3	3	26	good
64	Psychoogy	MA	I	2017-2018	3	3	3	3	3	2	3	3	3	3	26	good
65	Psychoogy	MA	I	2017-2018	3	3	3	3	3	2	3	3	3	3	26	good
66	Psychoogy	MA	I	2017-2018	4	4	4	4	4	4	4	4	4	4	36	very good
67	Psychoogy	MA	I	2017-2018	3	3	3	3	3	3	3	3	3	3	27	good
68	Psychoogy	MA	I	2017-2018	3	3	3	3	3	3	3	3	3	3	27	good
69	Psychoogy	MA	I	2017-2018	3	4	3	3	3	3	3	4	3	3	29	good
70	Psychoogy	MA	I	2017-2018	4	3	3	3	3	3	3	3	3	3	28	good
71	Psychoogy	MA	I	2017-2018	3	4	3	3	3	3	3	4	3	3	29	good
72	Psychoogy	MA	I	2017-2018	4	3	3	3	3	3	3	3	4	3	29	good
73	Psychoogy	MA	I	2017-2018	3	4	3	3	3	3	3	4	4	3	30	good
74	Psychoogy	MA	I	2017-2018	3	3	3	3	3	3	3	3	4	3	28	good
75	Psychoogy	MA	I	2017-2018	3	3	3	3	3	3	3	3	4	3	28	good
76	Psychoogy	MA	II	2017-2018	4	3	3	3	3	3	3	3	4	3	29	good
77	Psychoogy	MA	II	2017-2018	4	4	4	4	4	4	4	4	4	4	36	very good
78	Psychoogy	MA	II	2017-2018	4	4	4	4	4	4	4	4	4	4	36	very good
79	Psychoogy	MA	II	2017-2018	3	3	3	3	3	3	3	3	4	3	28	good
80	Psychoogy	MA	II	2017-2018	4	4	4	4	4	4	4	4	4	4	36	very good
81	Psychoogy	MA	II	2017-2018	3	4	3	3	3	3	3	4	4	3	30	good
82	Psychoogy	MA	II	2017-2018	3	3	3	3	3	3	3	3	4	3	28	good
83	Psychoogy	MA	II	2017-2018	3	3	3	3	3	4	3	3	4	3	29	good
84	Psychoogy	MA	II	2017-2018	3	3	4	3	4	3	3	3	4	3	30	good
85	Psychoogy	MA	II	2017-2018	4	4	4	4	4	4	4	4	4	4	36	very good
86	Psychoogy	MA	II	2017-2018	3	3	4	3	4	3	3	3	4	3	30	good
87	Psychoogy	MA	II	2017-2018	3	4	3	3	3	4	3	4	4	3	31	good
88	Psychoogy	MA	II	2017-2018	4	4	4	4	4	4	4	4	4	4	36	very good
89	Psychoogy	MA	II	2017-2018	3	3	3	3	3	3	3	3	4	3	28	good
90	Psychoogy	MA	II	2017-2018	3	3	3	3	3	3	3	3	4	3	28	good
91	Psychoogy	MA	II	2017-2018	4	4	4	4	4	4	4	4	4	4	36	very good
92	Psychoogy	MA	II	2017-2018	3	4	4	3	4	4	3	4	3	3	32	good
93	Psychoogy	MA	II	2017-2018	3	3	3	3	4	4	3	3	3	3	29	good
94	Psychoogy	MA	II	2017-2018	3	4	4	4	4	4	3	4	3	3	33	good
95	Psychoogy	PGC	I	2017-2018	4	4	4	4	4	4	4	4	4	4	36	very good
96	Psychoogy	PGC	I	2017-2018	3	4	4	4	4	4	3	4	3	3	33	good
97	Psychoogy	PGC	I	2017-2018	3	4	4	4	4	4	3	4	3	3	33	good
98	Psychoogy	PGC	I	2017-2018	3	3	4	3	3	3	3	3	4	3	29	good
99	Psychoogy	PGC	I	2017-2018	3	3	3	4	3	3	3	3	4	3	29	good
100	Psychoogy	PGC	I	2017-2018	3	3	3	3	3	3	3	3	4	3	28	good
101	Psychoogy	PGC	I	2017-2018	4	3	3	3	3	3	3	3	4	3	29	good
102	Psychoogy	PGC	I	2017-2018	3	3	3	4	3	3	3	3	4	3	29	good
103	Psychoogy	PGC	I	2017-2018	3	3	4	3	3	3	3	3	4	3	29	good
104	Psychoogy	PGC	I	2017-2018	4	4	4	4	4	4	4	4	4	4	36	very good
105	Psychoogy	PGC	I	2017-2018	4	3	3	3	3	3	3	3	4	3	29	good
106	Psychoogy	PGC	I	2017-2018	3	4	3	4	3	3	3	4	4	3	31	good
107	Psychoogy	PGC	I	2017-2018	4	4	4	4	4	4	4	4	4	4	36	very good
108	Psychoogy	PGC	I	2017-2018	3	4	3	4	3	3	3	4	4	3	31	good
109	Psychoogy	PGC	I	2017-2018	3	3	4	3	3	3	3	3	4	3	29	good
110	Psychoogy	PGC	I	2017-2018	4	4	4	4	4	4	4	4	4	4	36	very good
111	Psychoogy	PGC	I	2017-2018	3	3	4	4	3	4	4	3	4	3	32	good

112	Psychoogy	PGC	I	2017-2018	3	3	3	3	3	4	4	3	4	30	good
113	Psychoogy	PGC	I	2017-2018	4	4	4	4	4	4	4	4	4	36	very good
114	Psychoogy	PGC	I	2017-2018	4	4	4	4	4	4	4	4	4	36	very good
115	Psychoogy	PGC	I	2017-2018	4	3	4	4	4	4	4	3	4	34	good
116	Psychoogy	PGC	I	2017-2018	4	4	4	4	4	4	4	4	4	36	very good
117	Psychoogy	PGDRP	I	2017-2018	4	4	3	4	3	3	3	4	3	31	good
118	Psychoogy	PGDRP	I	2017-2018	4	4	4	4	4	4	3	4	4	35	good
119	Psychoogy	PGDRP	I	2017-2018	4	4	4	4	4	4	3	4	4	35	good
120	Psychoogy	PGDRP	I	2017-2018	4	3	4	3	3	3	3	3	4	30	good
121	Psychoogy	PGDRP	I	2017-2018	4	3	3	3	4	3	3	3	4	30	good
122	Psychoogy	PGDRP	I	2017-2018	4	4	4	4	4	4	4	4	4	36	very good
123	Psychoogy	PGDRP	I	2017-2018	4	3	3	3	3	3	3	3	4	29	good
124	Psychoogy	PGDRP	I	2017-2018	4	3	3	3	3	3	3	3	4	29	good
125	Psychoogy	PGDRP	I	2017-2018	4	3	3	3	3	3	3	3	4	29	good
126	Psychoogy	MA	I	2018-2019	4	4	4	4	4	4	4	4	4	36	very good
127	Psychoogy	MA	I	2018-2019	4	3	4	4	3	3	3	3	4	31	good
128	Psychoogy	MA	I	2018-2019	4	3	4	4	2	3	3	3	4	30	good
129	Psychoogy	MA	I	2018-2019	4	4	3	4	4	3	3	4	4	33	good
130	Psychoogy	MA	I	2018-2019	4	4	4	3	3	3	3	4	4	32	good
131	Psychoogy	MA	I	2018-2019	4	4	4	4	4	4	4	4	4	36	very good
132	Psychoogy	MA	I	2018-2019	4	4	4	4	4	4	4	4	4	36	very good
133	Psychoogy	MA	I	2018-2019	4	3	3	3	3	3	3	3	4	29	good
134	Psychoogy	MA	I	2018-2019	4	4	4	4	4	4	4	4	4	36	very good
135	Psychoogy	MA	I	2018-2019	4	3	3	3	3	3	3	3	4	29	good
136	Psychoogy	MA	I	2018-2019	4	3	2	4	4	4	3	3	4	31	good
137	Psychoogy	MA	I	2018-2019	4	3	3	4	4	3	3	3	4	31	good
138	Psychoogy	MA	II	2018-2019	4	3	3	4	4	2	3	3	4	30	good
139	Psychoogy	MA	II	2018-2019	4	3	4	3	4	4	3	3	4	32	good
140	Psychoogy	MA	II	2018-2019	4	3	4	4	3	3	3	3	4	31	good
141	Psychoogy	MA	II	2018-2019	4	3	3	3	4	3	3	3	4	30	good
142	Psychoogy	MA	II	2018-2019	4	3	3	3	3	3	3	3	4	29	good
143	Psychoogy	MA	II	2018-2019	4	3	3	3	3	3	3	3	4	29	good
144	Psychoogy	MA	II	2018-2019	4	4	4	4	4	4	4	4	4	36	very good
145	Psychoogy	PGC	I	2018-2019	4	3	3	2	4	4	4	3	4	31	good
146	Psychoogy	PGC	I	2018-2019	4	3	3	3	4	4	3	3	4	31	good
147	Psychoogy	PGC	I	2018-2019	4	3	3	3	4	4	2	3	4	30	good
148	Psychoogy	PGC	I	2018-2019	4	4	4	4	4	4	4	4	4	36	very good
149	Psychoogy	PGC	I	2018-2019	4	3	3	4	4	3	3	3	4	31	good
150	Psychoogy	PGC	I	2018-2019	4	3	3	3	3	4	3	3	4	30	good
151	Psychoogy	PGC	I	2018-2019	4	4	4	4	3	3	3	4	4	33	good
152	Psychoogy	PGC	I	2018-2019	4	4	4	3	3	3	3	4	4	32	good
153	Psychoogy	PGC	I	2018-2019	4	4	4	2	3	3	3	4	4	31	good
154	Psychoogy	PGC	I	2018-2019	4	4	4	4	4	4	4	4	4	36	very good
155	Psychoogy	PGC	I	2018-2019	4	4	3	3	3	3	3	4	4	31	good
156	Psychoogy	PGC	I	2018-2019	4	4	4	4	4	4	4	4	4	36	very good
157	Psychoogy	PGC	I	2018-2019	3	3	3	3	3	3	3	3	4	28	good
158	Psychoogy	PGC	I	2018-2019	3	3	3	3	3	3	3	3	4	28	good
159	Psychoogy	PGC	I	2018-2019	4	3	3	3	3	3	3	3	4	29	good
160	Psychoogy	PGC	I	2018-2019	4	4	4	4	4	4	4	4	4	36	very good
161	Psychoogy	PGC	I	2018-2019	3	4	3	2	4	4	4	4	3	31	good
162	Psychoogy	PGC	I	2018-2019	3	3	4	3	4	4	3	3	4	31	good
163	Psychoogy	PGDRP	I	2018-2019	4	4	3	3	4	4	2	4	3	31	good
164	Psychoogy	PGDRP	I	2018-2019	3	3	3	4	3	4	4	3	3	30	good
165	Psychoogy	PGDRP	I	2018-2019	4	3	4	4	4	3	3	3	4	32	good
166	Psychoogy	PGDRP	I	2018-2019	3	4	3	3	3	4	3	4	4	31	good
167	Psychoogy	PGDRP	I	2018-2019	3	3	4	4	3	3	3	3	4	30	good
168	Psychoogy	PGDRP	I	2018-2019	3	3	3	3	3	3	3	3	4	28	good
169	Psychoogy	PGDRP	I	2018-2019	2	4	4	4	3	3	3	4	4	31	good
170	Psychoogy	PGDRP	I	2018-2019	3	4	4	3	3	3	3	4	4	31	good

171	Psychoogy	PGDRP	I	2018-2019	3	4	4	2	3	3	3	4	4	30	good
172	Psychoogy	MA	I	2019-2020	4	3	4	4	3	3	3	3	4	31	good
173	Psychoogy	MA	I	2019-2020	4	4	3	3	4	4	4	4	4	34	good
174	Psychoogy	MA	I	2019-2020	3	3	4	3	4	4	4	3	4	32	good
175	Psychoogy	MA	I	2019-2020	4	4	4	4	3	4	4	4	4	35	good
176	Psychoogy	MA	I	2019-2020	4	4	4	3	3	4	4	4	4	34	good
177	Psychoogy	MA	I	2019-2020	4	4	4	2	3	4	4	4	4	33	good
178	Psychoogy	MA	I	2019-2020	4	3	4	4	3	4	4	3	4	33	good
179	Psychoogy	MA	I	2019-2020	4	4	3	3	3	4	4	4	4	33	good
180	Psychoogy	MA	I	2019-2020	4	4	4	4	4	4	4	4	4	36	very good
181	Psychoogy	MA	I	2019-2020	4	4	4	4	4	4	4	4	4	36	very good
182	Psychoogy	MA	I	2019-2020	3	3	4	4	4	3	3	3	4	31	good
183	Psychoogy	MA	I	2019-2020	3	3	4	4	3	3	3	3	4	30	good
184	Psychoogy	MA	I	2019-2020	3	3	4	4	2	3	3	3	4	29	good
185	Psychoogy	MA	I	2019-2020	3	3	3	4	4	3	3	3	3	29	good
186	Psychoogy	MA	I	2019-2020	3	3	4	3	3	3	3	3	4	29	good
187	Psychoogy	MA	I	2019-2020	3	3	3	3	3	3	3	3	4	28	good
188	Psychoogy	MA	II	2019-2020	3	3	3	3	3	3	3	3	4	28	good
189	Psychoogy	MA	II	2019-2020	4	4	4	4	4	4	4	4	4	36	very good
190	Psychoogy	MA	II	2019-2020	4	4	4	4	4	4	3	4	4	35	good
191	Psychoogy	MA	II	2019-2020	4	4	4	4	4	3	3	4	4	34	good
192	Psychoogy	MA	II	2019-2020	4	4	4	4	3	2	3	4	4	32	good
193	Psychoogy	MA	II	2019-2020	4	4	4	4	3	4	3	4	4	34	good
194	Psychoogy	MA	II	2019-2020	4	4	4	4	3	3	3	4	4	33	good
195	Psychoogy	MA	II	2019-2020	4	3	4	4	3	4	4	3	4	33	good
196	Psychoogy	MA	II	2019-2020	4	4	3	4	3	4	4	4	4	34	good
197	Psychoogy	MA	II	2019-2020	4	4	4	4	4	4	4	4	4	36	very good
198	Psychoogy	MA	II	2019-2020	3	3	3	4	3	3	3	3	4	29	good
199	Psychoogy	MA	II	2019-2020	3	3	3	4	3	3	3	3	4	29	good
200	Psychoogy	MA	II	2019-2020	3	4	4	4	3	3	3	4	4	32	good
201	Psychoogy	PGC	I	2019-2020	3	4	4	4	3	3	3	4	4	32	good
202	Psychoogy	PGC	I	2019-2020	3	4	4	4	3	3	3	4	4	32	good
203	Psychoogy	PGC	I	2019-2020	3	3	4	4	3	3	3	3	4	30	good
204	Psychoogy	PGC	I	2019-2020	3	4	3	4	3	3	3	4	4	31	good
205	Psychoogy	PGC	I	2019-2020	3	3	3	4	3	3	3	3	3	28	good
206	Psychoogy	PGC	I	2019-2020	3	3	3	4	3	3	3	3	3	28	good
207	Psychoogy	PGC	I	2019-2020	3	4	4	4	3	3	3	4	4	32	good
208	Psychoogy	PGC	I	2019-2020	3	4	4	4	3	3	3	4	4	32	good
209	Psychoogy	PGC	I	2019-2020	3	4	4	4	3	3	3	4	4	32	good
210	Psychoogy	PGC	I	2019-2020	3	3	4	4	3	3	3	3	4	30	good
211	Psychoogy	PGC	I	2019-2020	3	4	3	4	3	3	3	4	4	31	good
212	Psychoogy	PGC	I	2019-2020	3	3	3	4	3	3	3	3	4	29	good
213	Psychoogy	PGDRP	I	2019-2020	4	4	4	4	3	4	4	4	4	35	good
214	Psychoogy	PGDRP	I	2019-2020	4	4	4	3	3	4	4	4	4	34	good
215	Psychoogy	PGDRP	I	2019-2020	4	4	4	2	3	4	4	4	4	33	good
216	Psychoogy	PGDRP	I	2019-2020	4	3	4	4	3	4	4	3	4	33	good
217	Psychoogy	PGDRP	I	2019-2020	4	4	3	3	3	4	4	4	4	33	good
218	Psychoogy	PGDRP	I	2019-2020	4	4	4	4	4	4	4	4	4	36	very good
219	Psychoogy	PGDRP	I	2019-2020	4	4	4	4	4	4	4	4	4	36	very good
220	Psychoogy	PGDRP	I	2019-2020	4	4	4	4	4	4	4	4	4	36	very good
221	Psychoogy	PGDRP	I	2019-2020	4	4	4	4	4	4	4	4	4	36	very good
222	Psychoogy	PGDRP	I	2019-2020	3	3	3	4	3	3	3	3	4	29	good
223	Psychoogy	MA	I	2020-2021	3	3	3	4	3	3	3	3	4	29	good
224	Psychoogy	MA	I	2020-2021	3	3	3	4	3	3	3	3	4	29	good
225	Psychoogy	MA	I	2020-2021	3	3	3	4	3	3	3	3	4	29	good
226	Psychoogy	MA	I	2020-2021	3	3	3	4	3	3	3	3	4	29	good
227	Psychoogy	MA	I	2020-2021	3	3	3	4	3	3	3	3	4	29	good
228	Psychoogy	MA	I	2020-2021	3	3	3	4	3	3	3	3	4	29	good
229	Psychoogy	MA	I	2020-2021	3	3	3	4	3	3	3	3	3	28	good

230	Psychoogy	MA	I	2020-2021	3	3	3	4	3	3	3	3	3	28	good
231	Psychoogy	MA	I	2020-2021	4	4	4	4	4	4	4	4	4	36	very good
232	Psychoogy	MA	I	2020-2021	4	4	4	4	4	4	4	4	4	36	very good
233	Psychoogy	MA	I	2020-2021	4	4	4	4	4	4	4	4	4	36	very good
234	Psychoogy	MA	I	2020-2021	4	4	4	4	4	4	4	4	4	36	very good
235	Psychoogy	MA	II	2020-2021	4	4	4	4	4	4	4	4	4	36	very good
236	Psychoogy	MA	II	2020-2021	4	4	4	4	4	4	4	4	4	36	very good
237	Psychoogy	MA	II	2020-2021	4	4	4	4	4	4	4	4	4	36	very good
238	Psychoogy	MA	II	2020-2021	4	4	4	4	4	4	4	4	4	36	very good
239	Psychoogy	MA	II	2020-2021	4	4	4	4	4	4	4	4	4	36	very good
240	Psychoogy	MA	II	2020-2021	3	4	2	3	4	4	3	4	2	29	good
241	Psychoogy	MA	II	2020-2021	3	4	4	3	4	4	3	4	4	33	good
242	Psychoogy	PGC	I	2020-2021	3	3	3	3	4	4	3	3	3	29	good
243	Psychoogy	PGC	I	2020-2021	3	4	4	4	4	4	3	4	4	34	good
244	Psychoogy	PGC	I	2020-2021	3	4	4	4	4	4	3	4	4	34	good
245	Psychoogy	PGC	I	2020-2021	3	4	4	4	4	4	3	4	4	34	good
246	Psychoogy	PGC	I	2020-2021	3	4	4	4	4	4	3	4	4	34	good
247	Psychoogy	PGC	I	2020-2021	3	3	4	3	3	3	3	3	4	29	good
248	Psychoogy	PGC	I	2020-2021	3	3	4	2	3	4	4	3	4	30	good
249	Psychoogy	PGC	I	2020-2021	3	3	4	4	3	4	4	3	4	32	good
250	Psychoogy	PGC	I	2020-2021	3	3	3	3	3	4	4	3	3	29	good
251	Psychoogy	PGC	I	2020-2021	3	3	4	4	4	4	4	3	4	33	good
252	Psychoogy	PGC	I	2020-2021	3	3	4	4	4	4	4	3	4	33	good
253	Psychoogy	PGC	I	2020-2021	3	3	4	4	4	4	4	3	4	33	good
254	Psychoogy	PGC	I	2020-2021	3	3	4	4	4	4	4	3	4	33	good
255	Psychoogy	PGC	I	2020-2021	3	3	3	4	3	3	3	3	3	28	good
256	Psychoogy	PGC	I	2020-2021	3	3	3	3	3	3	3	3	3	27	good
257	Psychoogy	PGC	I	2020-2021	3	3	3	3	3	3	3	3	3	27	good
258	Psychoogy	PGC	I	2020-2021	4	2	3	4	4	3	3	2	3	28	good
259	Psychoogy	PGC	I	2020-2021	4	4	3	4	4	3	3	4	3	32	good
260	Psychoogy	PGDRP	I	2020-2021	3	3	3	4	4	3	3	3	3	29	good
261	Psychoogy	PGDRP	I	2020-2021	4	4	4	4	4	3	3	4	4	34	good
262	Psychoogy	PGDRP	I	2020-2021	4	4	4	4	4	3	3	4	4	34	good
263	Psychoogy	PGDRP	I	2020-2021	4	4	4	4	4	3	3	4	4	34	good
264	Psychoogy	PGDRP	I	2020-2021	4	4	4	4	4	3	3	4	4	34	good
265	Psychoogy	PGDRP	I	2020-2021	3	4	3	3	3	4	4	4	4	32	good
266	Psychoogy	PGDRP	I	2020-2021	4	4	4	4	4	4	4	4	4	36	very good
267	Psychoogy	PGDRP	I	2020-2021	4	4	4	4	4	4	4	4	4	36	very good
268	Psychoogy	PGDRP	I	2020-2021	4	4	4	2	3	4	4	4	4	33	good

School of Regional Studies and Research
Pt. Ravishankar Shukla University, Raipur (C.G.)

Student Feedback 2017-18

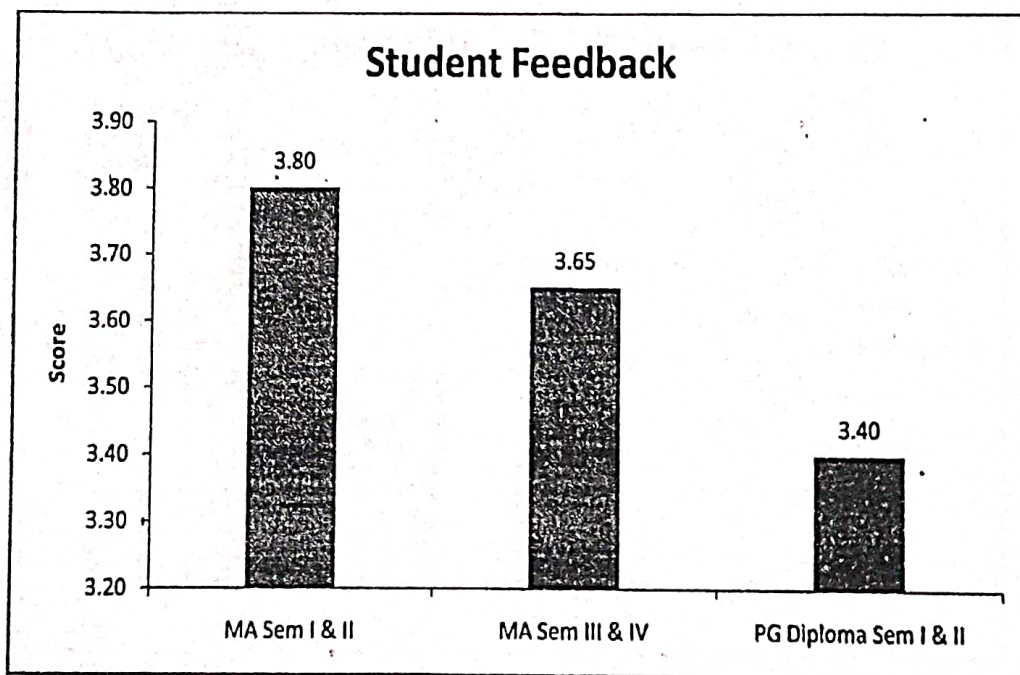
NAMES OF FACULTY

NAME	Abbreviations used
Prof. Mitashree Mitra	A
Mr. Praveen Kumar Soni	B
Mr. Raj Kamal Roy	C

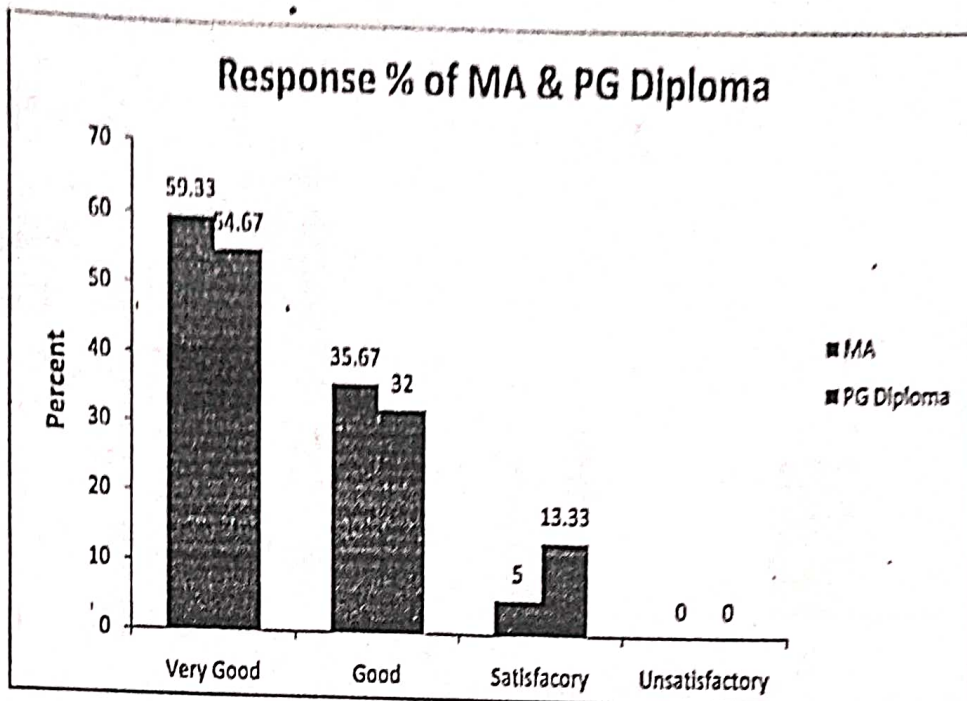
No. of students participating – MA in Rural Development (21) & PG DIPLOMA (10)

SCORING			
4	3	2	1
VERY GOOD	GOOD	SATISFACTORY	UNSATISFACTORY

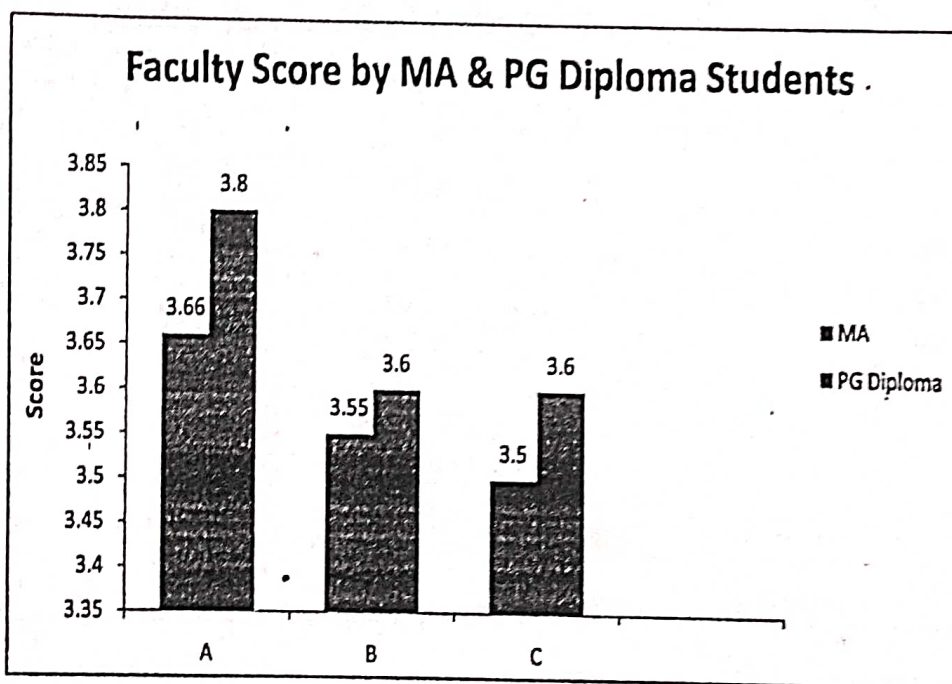
STUDENT FEEDBACK



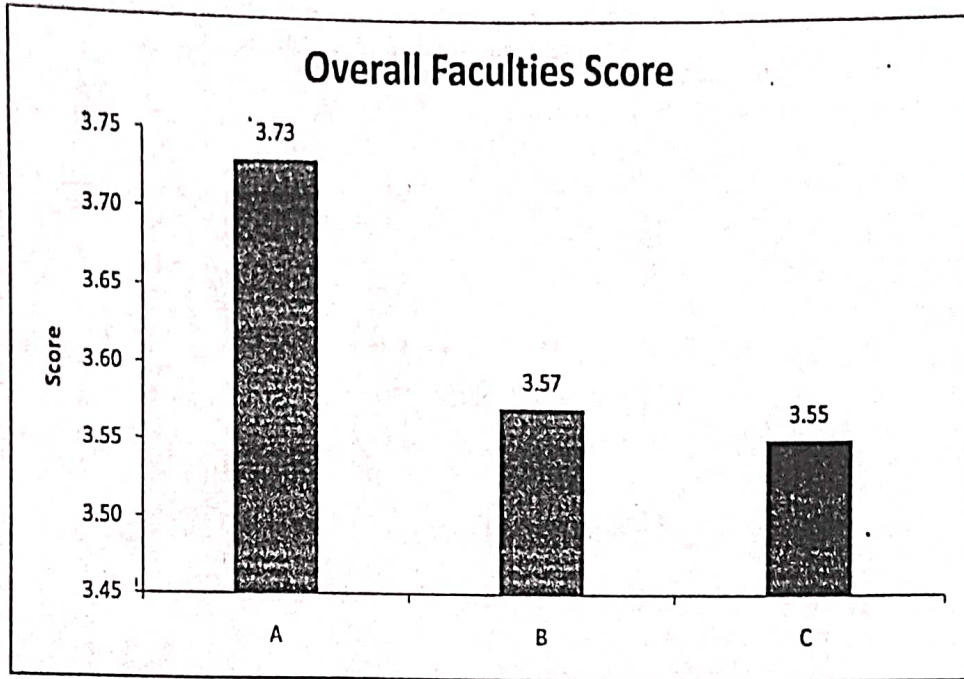
COURSE WISE RESPONSE PERCENT



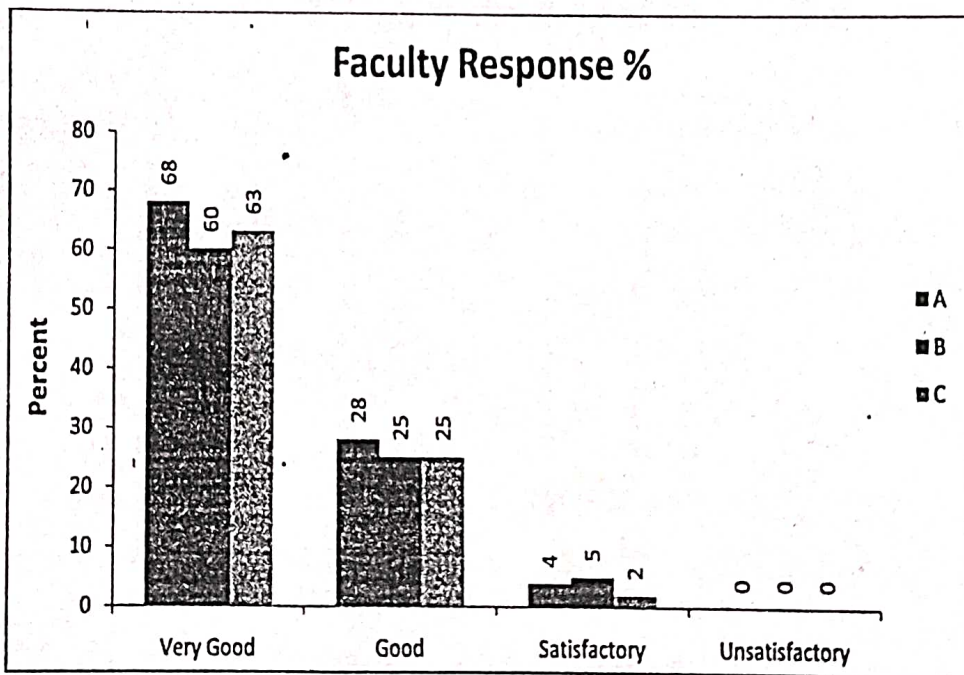
SCORE OF A, B, C & D FACULTIES BY MA IN RURAL DEVELOPMENT & PG DIPLOMA



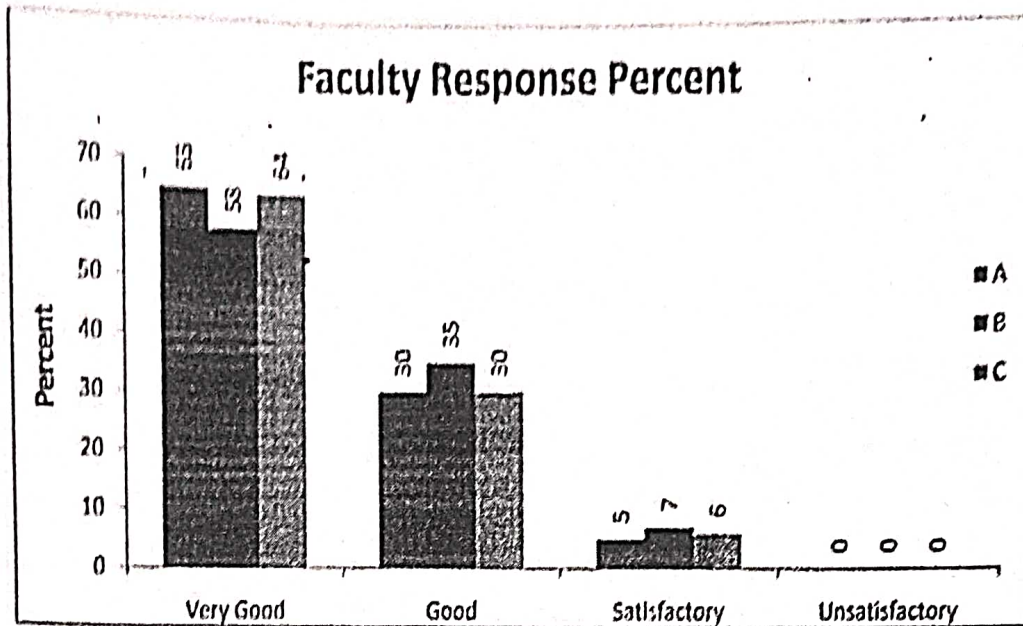
OVERALL SCORE OF A, B & C FACULTIES



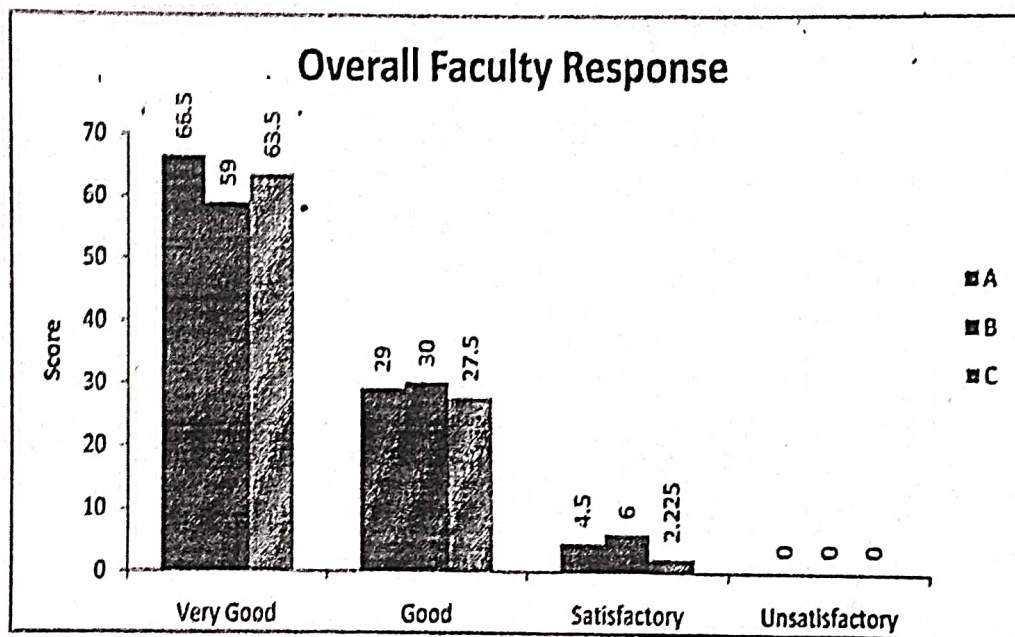
SCORE OF A, B & C FACULTIES RESPONSE PERCENT BY MA STUDENTS



SCORE OF A, B & C FACULTIES RESPONSE PERCENT BY PG DIPLOMA STUDENTS



OVERALL RESPONSE PERCENT OF A, B & C FACULTIES



ACTION TAKEN REPORT

The overall score given by students to the faculty was circulated among the faculty members including guest faculty & also discuss in Staff Council meeting. Although the performance of the faculty is quite satisfactory but it was assumed by the faculty to the excellent in teaching.

Head
 (Dr. Mitashree Mizra,
 Professor & Head
 School of Regional Studies and Research
 Pt. Ravishankar Shukla University
 RAIPUR (C.G.)

STUDENT FEEDBACK FOR THE ACADEMIC YEAR 2017-2018

FEED BACK QUESTIONNAIRE

COURSE MASTER OF SOCIAL WORK and SOCIOLOGY

Table No:-1

Parameter:1- Depth of the course content including project work if any

Sl.No	Options	Frequency	Percentage
1	Very good	12	17.64
2	Good	52	76.19
3	Satisfactory	04	6.17
4	Un-satisfactory	----	--
Total		68	100

Analysis :- analysis is done on percentage basis but for this year percentile is calculated.76.19 is good followed by 17.64 as very good and 6.17 percentile to be satisfactory

Table No:-2

Parameter:2 Extent of coverage of course

Sl.No	Options	Frequency	Percentage
1	Very good	6	8.84
2	Good	49	72.05
3	Satisfactory	13	19.11
4	Un-satisfactory	----	----
Total		68	100

Option 2 is Extent of coverage of course the percentile is calculated.72.05 is good followed by 19.11satisfactory and as very good percentile to be8.84

Table No:-3

Parameter:3 applicability/ relevance to real life situation

Sl.No	Options	Frequency	Percentage
1	Very good	10	14.71
2	Good	58	85.29
3	Satisfactory	---	--
4	Un-satisfactory	---	--
Total		68	100

Applicability/ relevance to real life situation is next parameter where 85.29 optioned for good and 14.71 for very good. No option received for satisfactory and un satisfactory.

Table No:-4

Parameter:4 learning Values

Sl.No	Options	Frequency	Percentage
1	Very good	06	8.84
2	Good	49	72.05
3	Satisfactory	13	19.11
4	Un-satisfactory	----	----
Total		68	100

Option 4 is Learning Values of course and the percentile is calculated on the responses received.72.05 is good followed by 19.11satisfactory and as very good percentile to be8.84

Table No:-5

Parameter:5- clarity and relevance of textual reading material

Sl.No	Options	Frequency	Percentage
1	Very good	07	10.3
2	Good	61	89.70
3	Satisfactory	---	--
4	Un-satisfactory	---	--
Total		68	100

clarity and relevance of textual reading material 89.70 percentile students answered for good and 10.30for very good.

Table No:-6

Parameter:6- Relevance of additional source material

Sl.No	Options	Frequency	Percentage
1	Very good	12	17.64
2	Good	52	76.19
3	Satisfactory	04	6.17
4	Un-satisfactory	----	--
Total		68	100

Analysis :- analysis is done on percentage basis but for this year percentile is calculated.76.19 is good followed by 17.64 as very good and 6.17 percentile to be satisfactory

Table No:-7

Parameter:7- Extent of efforts required by students

Sl.No	Options	Frequency	Percentage
1	Very good	10	14.71
2	Good	58	85.29
3	Satisfactory	---	--
4	Un-satisfactory	---	--
Total		68	100

Extent of efforts required by students where students valued themselves as per their performance in the exams where 85.29 percentage answered for maximum effort required where as 14.71 replied for less efforts. This is because maximum students have their medium as Hindi and sometimes find difficult to cope with English medium books and study materials.

Table No:-8

Parameter:8-provision for sufficient time for feedback

Sl.No	Options	Frequency	Percentage
1	Very good	6	8.84
2	Good	49	72.05
3	Satisfactory	13	19.11
4	Un-satisfactory	----	----
Total		68	100

Table No:-8 deals with parameter 8 for provision for sufficient time for feedback where 19.11percentile said for satisfactory followed by 72.05 for good and 8.84 for Very good

Parameter:9-Overall rating

Sl.No	Options	Frequency	Percentage
1	Very good	12	17.64
2	Good	52	76.19
3	Satisfactory	04	6.17
4	Un-satisfactory	----	--
Total		68	100

Analysis :- analysis is done on percentage basis but for this year percentile is calculated.76.19 is good followed by 17.64 as very good and 6.17 percentile to be satisfactory

**Student's
feedback for
teachers**

SL.N O	VERY GOOD(A)							GOOD(B)							SATISFACTORY(C)							UNSATISFACTORY (D)						
	PKS	JLT	L S G	NK	H B	S K	R T	P K S	JLT	L S G	NK	HB	S K	RT	L S G	NK	H B	MY	sk	R T	V S	L S G	NK	H B	M Y	s k	HB	
1	17	16	17	10	1 0	0 9	1 2	04	05	04	1 1	11	1 2	10														
2	18	18	16	12	1 0	1 0	1 1	03	03	05	0 9	11	1 1	10														
3	21	21	21	21	2 1	2 1	0 0	00	00	00	0 0	00	0 0	00														
4	19	18	19	12	1 5	1 4	0 7	02	03	02	0 9	06	0 7	15														
5	18	17	17	13	1 1	1 1	1 0	03	04	04	0 8	10	1 0	11														
6	19	18	19	12	1 5	1 4	0 7	02	03	02	0 9	06	0 7	15														
7	19	19	18	12	1 5	1 3	0 8	02	02	03	0 9	06	0 8	15														
8	21	21	21	21	2 1	2 1	0 0	00	00	00	0 0	00	0 0	21														
9	18	18	17	12	1 0	1 0	1 1	03	03	04	0 9	11	1 1	10														

Feedback report of SoS in Statistics, Pt. Ravishankar Shukla University, Raipur for 2017-18

M. Sc. II Semester, 2017-18

Course	Mean Score
Course - I	3.42
Course - II	3.49
Course - III	3.51
Course - IV	3.48

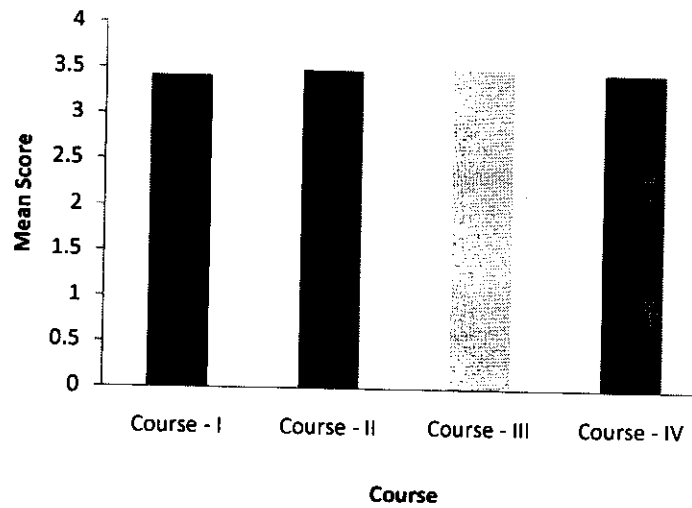
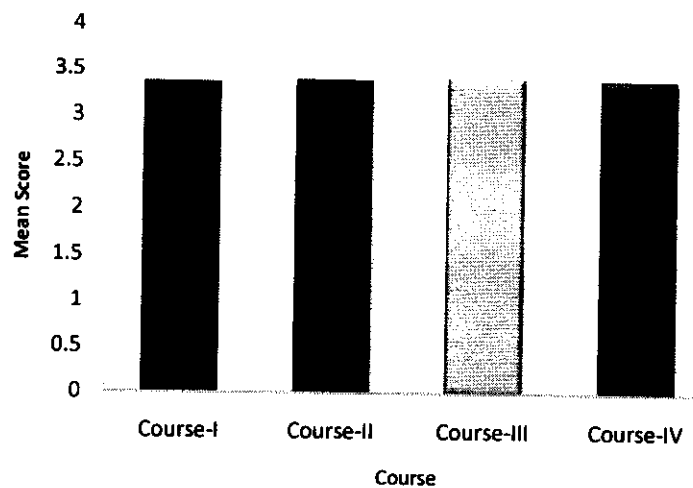


Table - 4

Course	Mean Score
Course-I	3.37
Course-II	3.4
Course-III	3.43
Course-IV	3.41

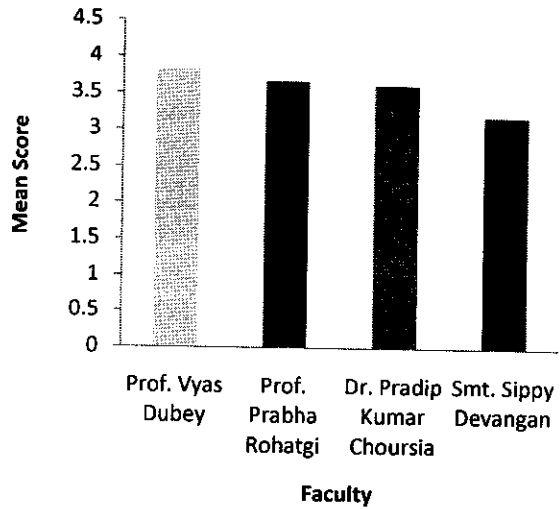


[Handwritten Signature]

PROFESSOR & HEAD
 School of Statistics in Statistics
 Pt. Ravishankar Shukla University
 RAIPUR (C. G.)

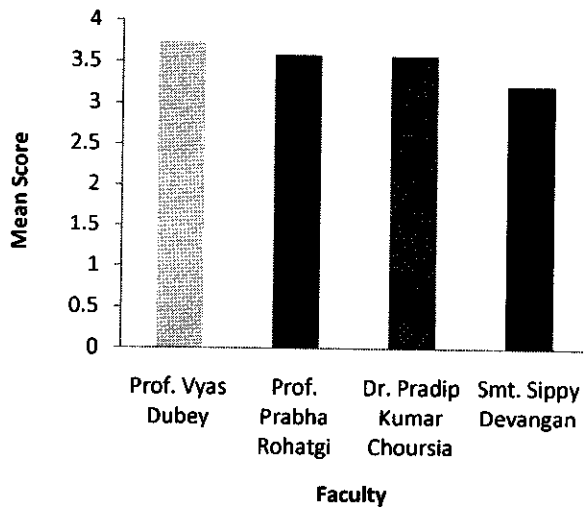
M. Sc. II Semester 2017-18

Faculty	Mean Score
Prof. Vyas Dubey	3.82
Prof. Prabha Rohatgi	3.68
Dr. Pradip Kumar Chourasia	3.63
Smt. Sippy Devangan	3.2



M. Sc. IV Semester 2017-18

Faculty	Mean Score
Prof. Vyas Dubey	3.73
Prof. Prabha Rohatgi	3.59
Dr. Pradip Kumar Chourasia	3.58
Smt. Sippy Devangan	3.23



Above results shown to all faculty members and requested them to improve their teaching.

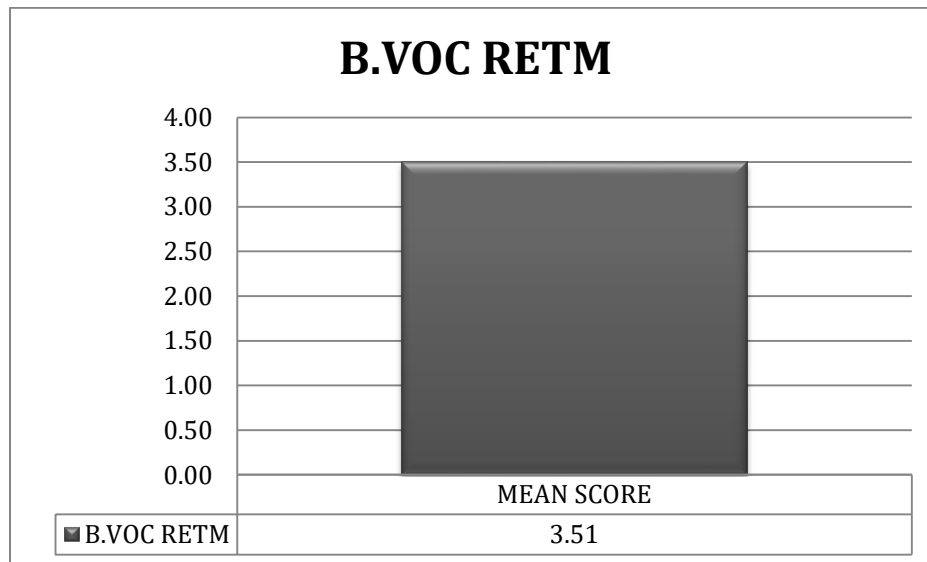
[Signature]
 PROFESSOR IN CH
 School of Statistics
 Pt. Ravishankar Shukla University
 RAIPUR (C. G.)



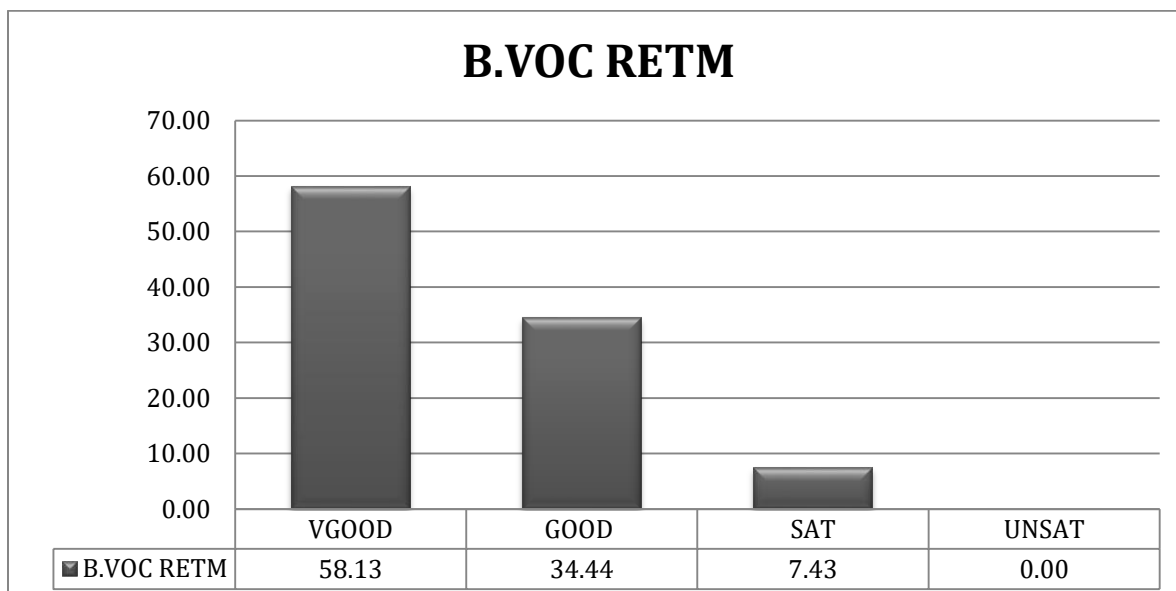
**BACHELOR OF VOCATION
RENEWABLE ENERGY TECHNOLOGY & MANAGEMENT
PT. RAVISHANKAR SHUKLA UNIVERSITY, RAIPUR (C.G.)**

STUDENT FEEDBACK FOR COURSE & FACULTY (2017-18)

COURSE FEEDBACK



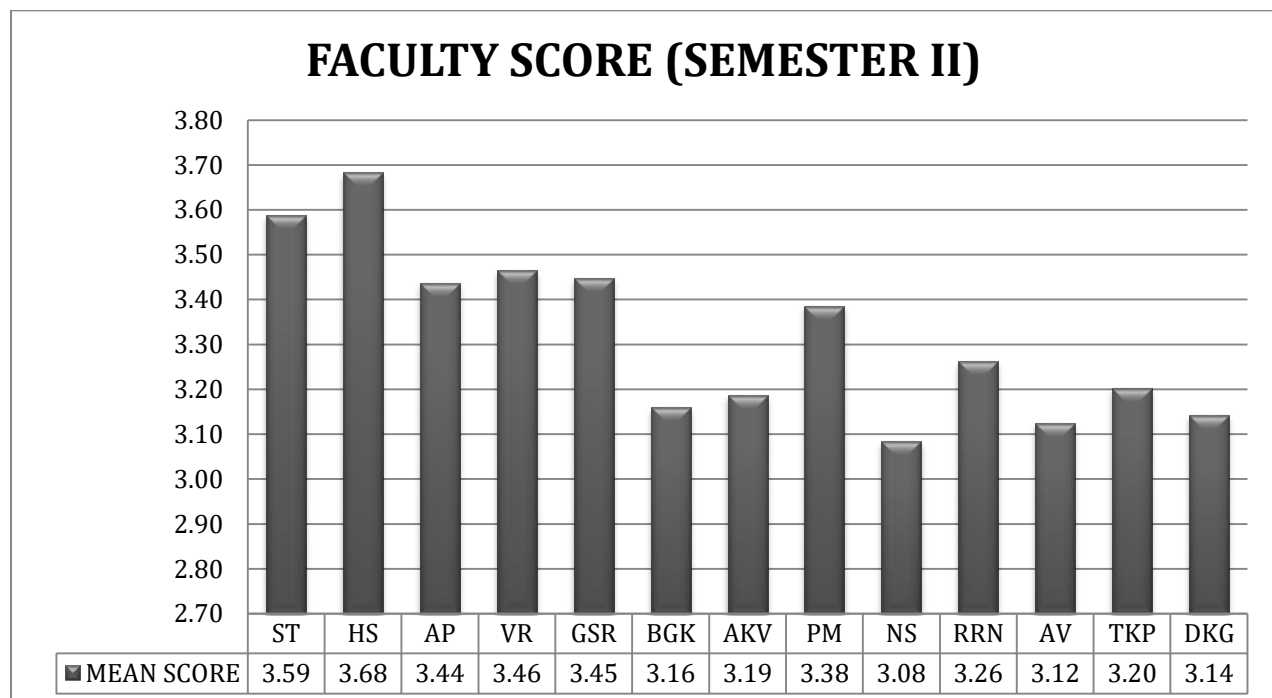
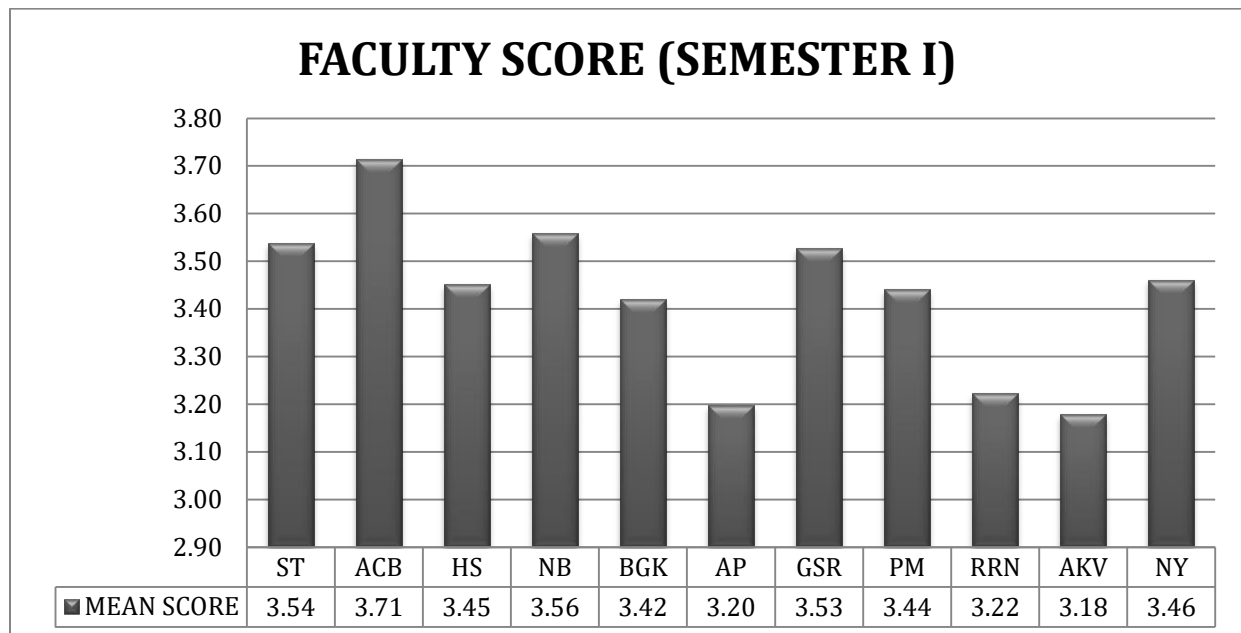
PERCENT RESPONSE TO COURSE





BACHELOR OF VOCATION RENEWABLE ENERGY TECHNOLOGY & MANAGEMENT PT. RAVISHANKAR SHUKLA UNIVERSITY, RAIPUR (C.G.)

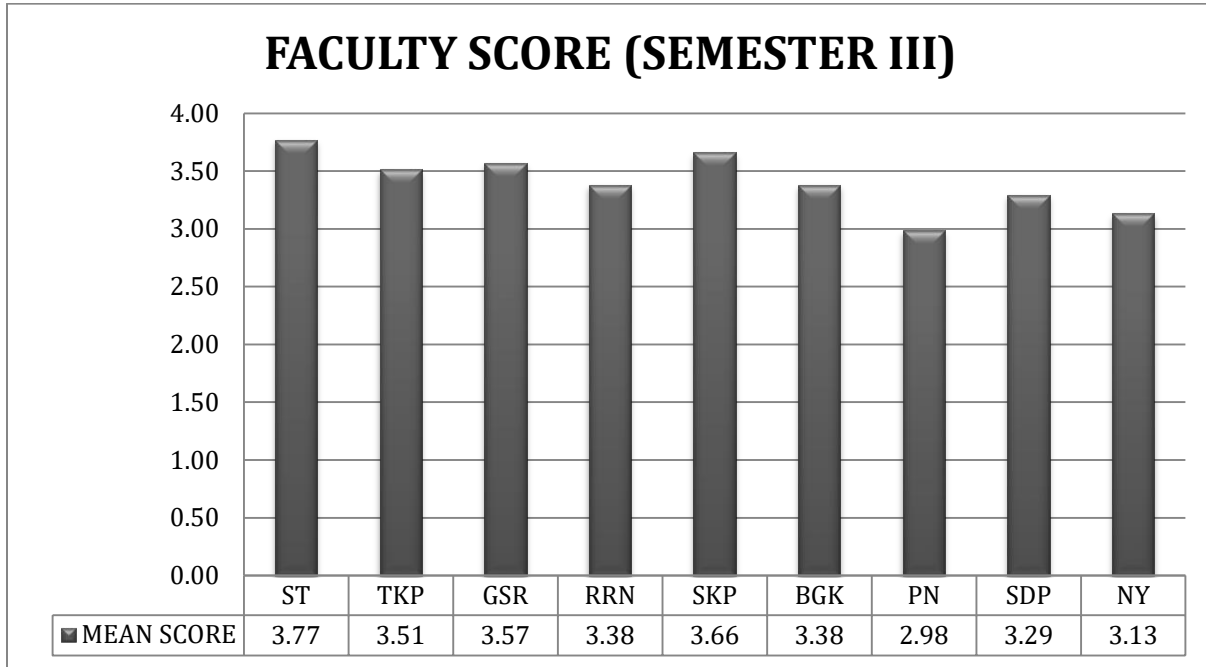
FACULTY FEEDBACK



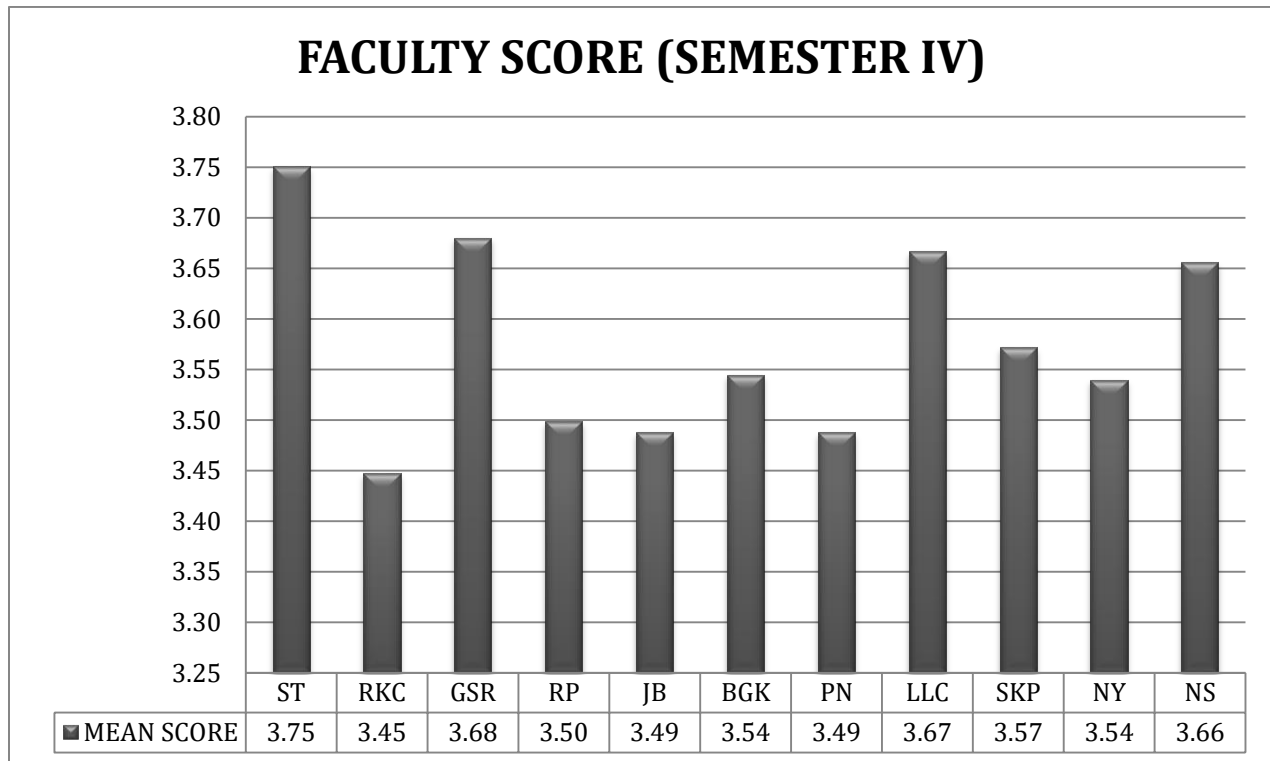


BACHELOR OF VOCATION RENEWABLE ENERGY TECHNOLOGY & MANAGEMENT PT. RAVISHANKAR SHUKLA UNIVERSITY, RAIPUR (C.G.)

FACULTY SCORE (SEMESTER III)



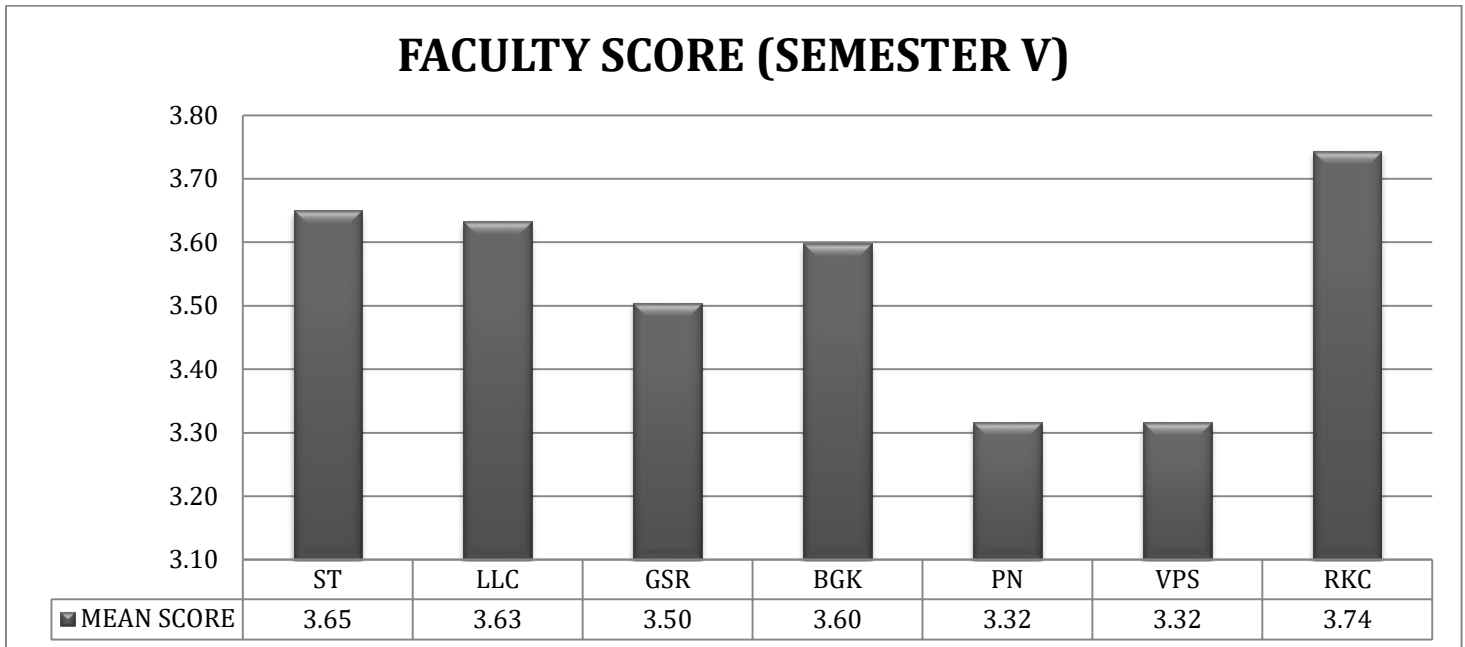
FACULTY SCORE (SEMESTER IV)



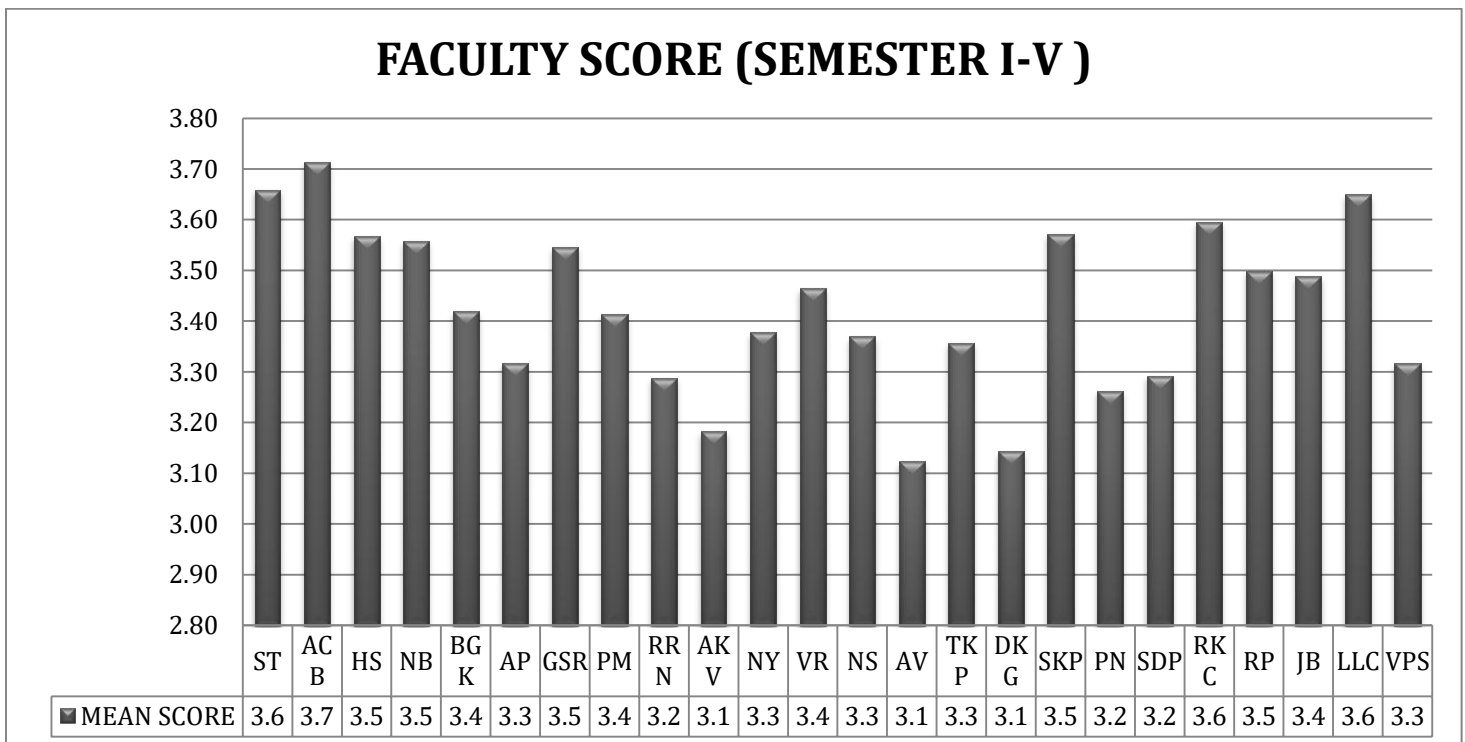


BACHELOR OF VOCATION RENEWABLE ENERGY TECHNOLOGY & MANAGEMENT PT. RAVISHANKAR SHUKLA UNIVERSITY, RAIPUR (C.G.)

FACULTY SCORE (SEMESTER V)



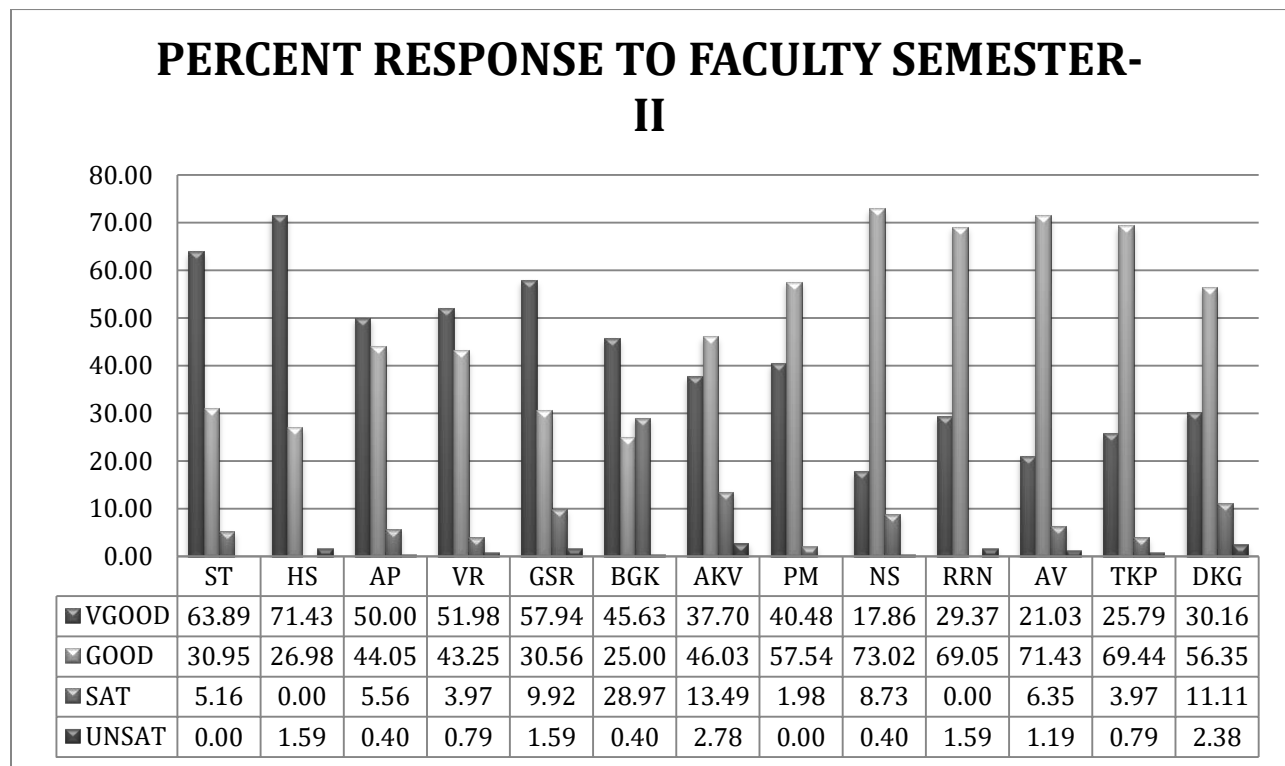
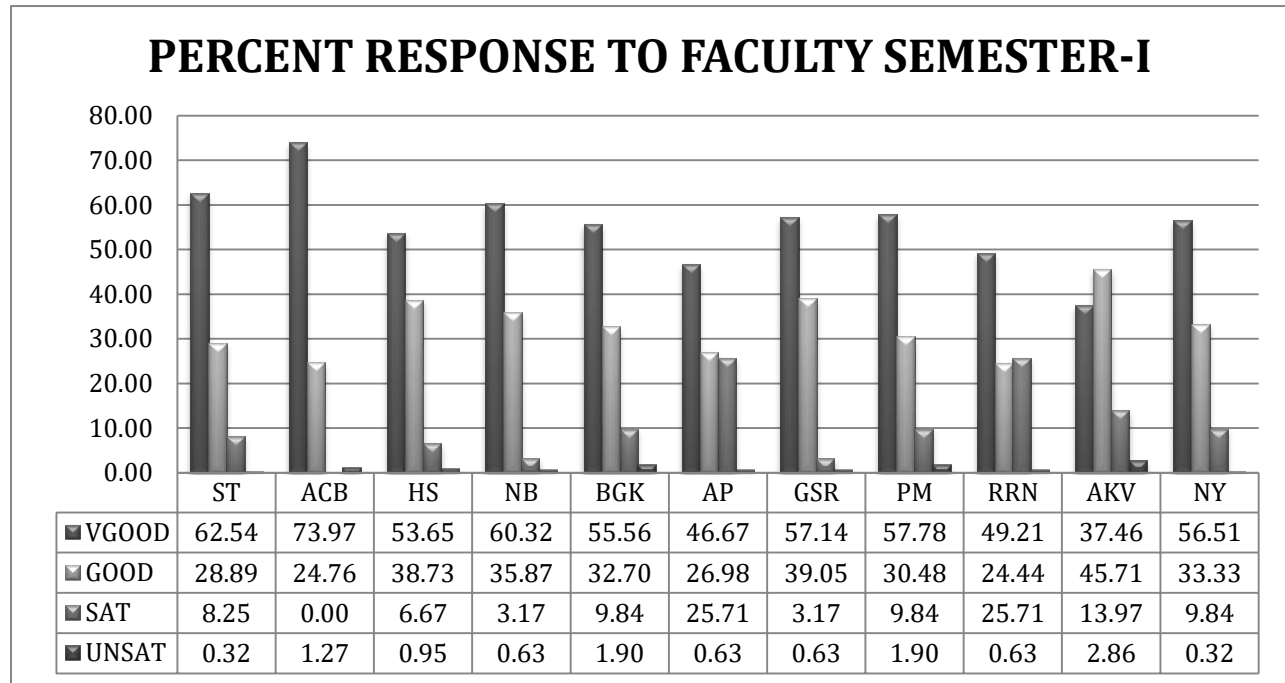
FACULTY SCORE (SEMESTER I-V)





BACHELOR OF VOCATION RENEWABLE ENERGY TECHNOLOGY & MANAGEMENT PT. RAVISHANKAR SHUKLA UNIVERSITY, RAIPUR (C.G.)

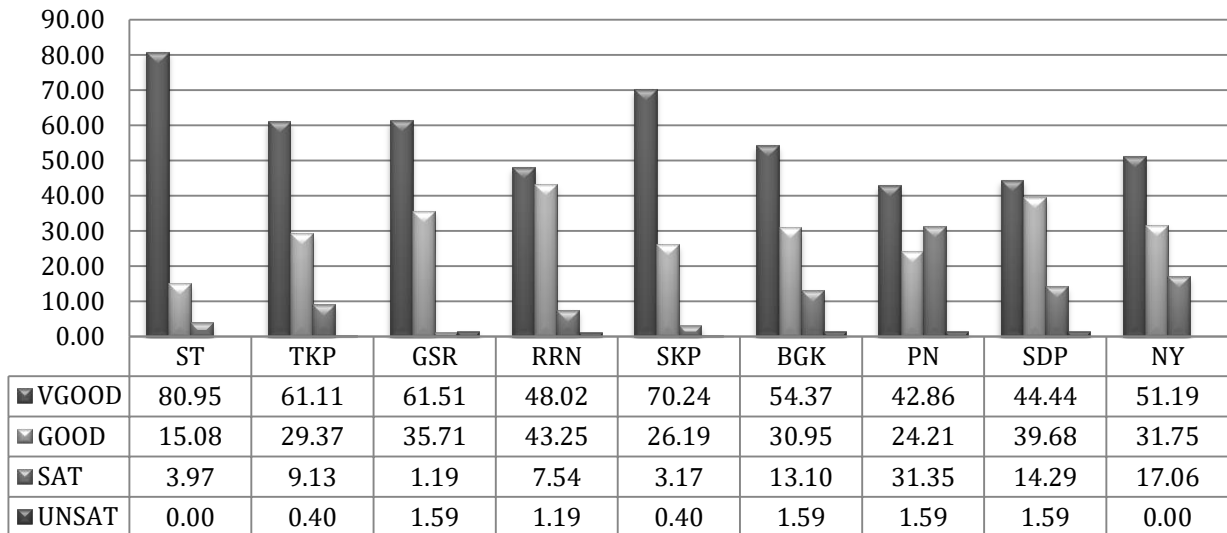
PERCENT RESPONSE TO FACULTY



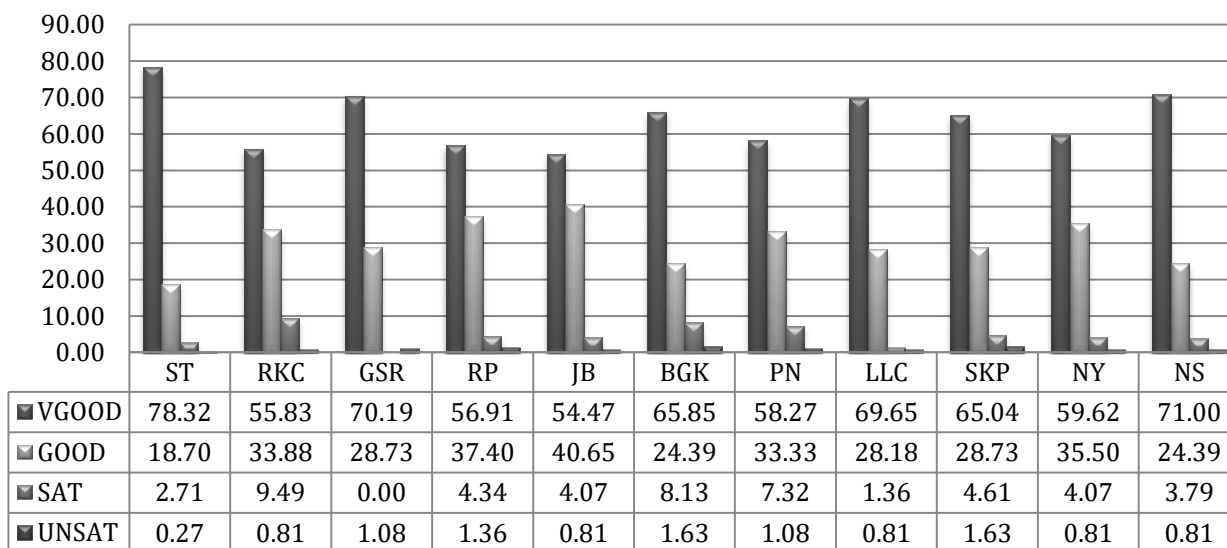


BACHELOR OF VOCATION RENEWABLE ENERGY TECHNOLOGY & MANAGEMENT PT. RAVISHANKAR SHUKLA UNIVERSITY, RAIPUR (C.G.)

PERCENT RESPONSE TO FACULTY SEMESTER-III



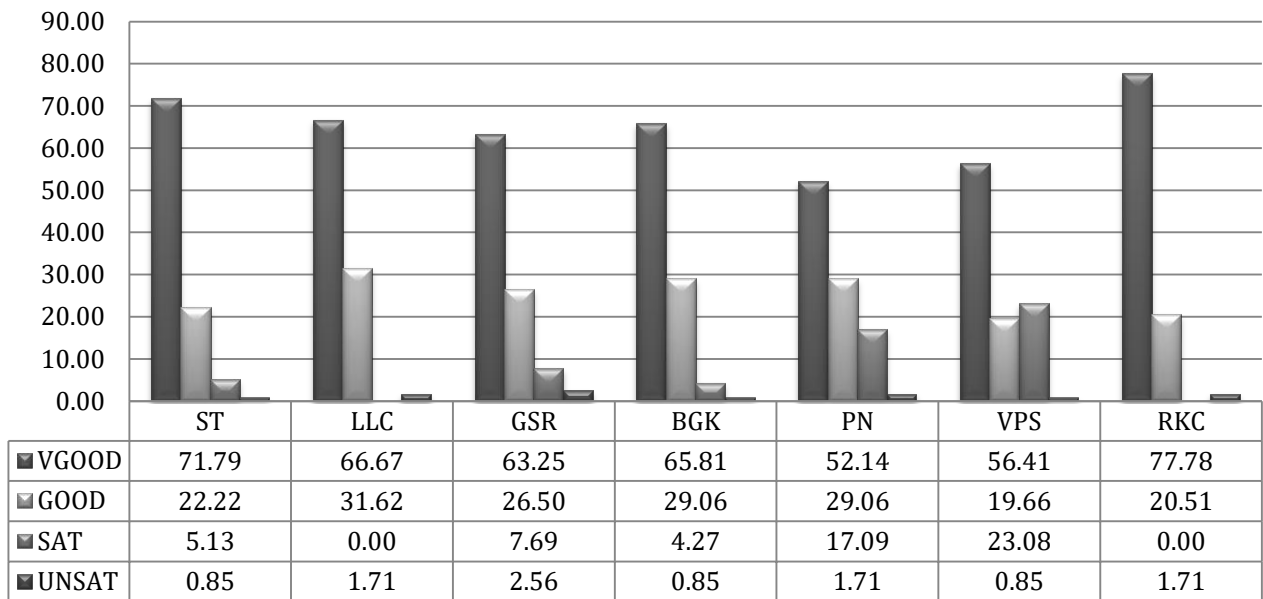
PERCENT RESPONSE TO FACULTY SEMESTER-IV



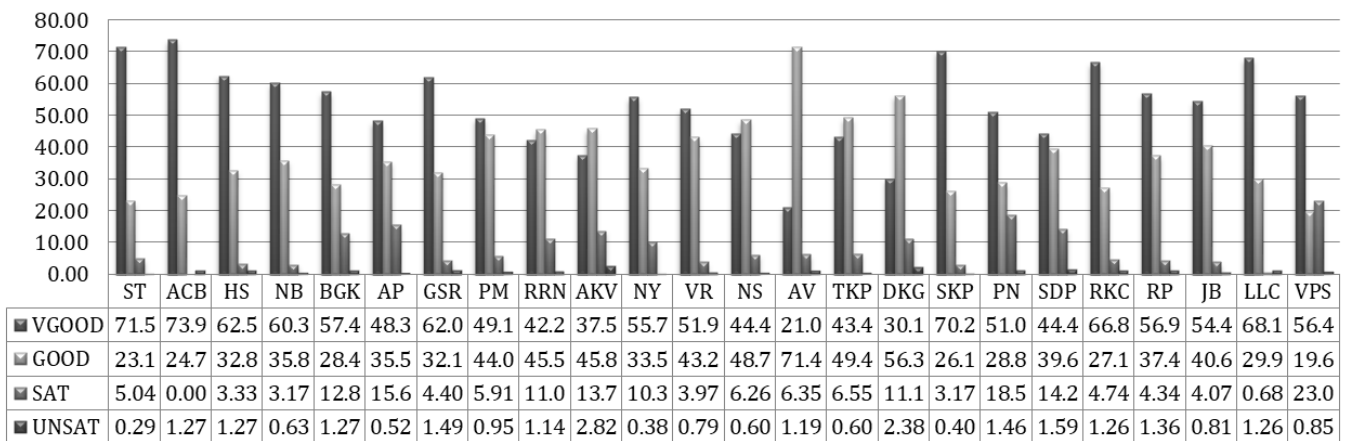


BACHELOR OF VOCATION RENEWABLE ENERGY TECHNOLOGY & MANAGEMENT PT. RAVISHANKAR SHUKLA UNIVERSITY, RAIPUR (C.G.)

PERCENT RESPONSE TO FACULTY SEMESTER-V



OVERALL PERCENT RESPONSE TO FACULTY





BACHELOR OF VOCATION RENEWABLE ENERGY TECHNOLOGY & MANAGEMENT PT. RAVISHANKAR SHUKLA UNIVERSITY, RAIPUR (C.G.)

ABBREVIATIONS USED

NAME OF FACULTIES					
ST	:	Prof. Sanjay Tiwari	ACB	:	Prof. A.C.Biyani
GSR	:	Mr. Gajendra Singh Rathore	HS	:	Dr. Harsh Sharma
BGK	:	Mr. B.Gopal Krishna	SKP	:	Dr. S.K.Pandey
AP	:	Dr. Alka Panda	VR	:	Prof. Vibhuti Rai
RRN	:	Mrs. Rashmi Rekha Nayak	SDP	:	Prof. S.D.Patle
PM	:	Mrs. Pushpa Mishra	RKC	:	Dr. R.K.Chaurasiya
AKV	:	Mr. Anil Ku. Verma	VPS	:	Dr. V.P.Singh
NY	:	Mr. Neeraj Yadav	LLC	:	Mr. L.L.Chauhan
TKP	:	Mr. Tridib Kumar Paul	AV	:	Mr. Anurag Verma
RP	:	Mr. Ritesh Patel	PN	:	Mrs. Preeti Nema
NS	:	Mr. Naman Shukla	JB	:	Ms. Jita Behera
DG	:	Mr. Devendra Ku. Golhani	NB	:	Dr. Nidhi Bhatt

SUGGESTIONS GIVEN BY STUDENTS

1. Application received for change in timing of classes.
2. Students requested to make available WiFi for them in the campus.
3. Students requested to instruct them specially (Sem-I & Sem-II) in Hindi medium

The feedback received from the students of B.Voc. 1st to 5th Semesters (2017-18) was discussed in details in the staff Council meeting. The overall score given by students to the faculty was circulated among the faculty members including guest faculties with the request for improvement in teaching. It was unanimously decided to find out the weak points from the feedback and resolve them for improvement. The



BACHELOR OF VOCATION RENEWABLE ENERGY TECHNOLOGY & MANAGEMENT PT. RAVISHANKAR SHUKLA UNIVERSITY, RAIPUR (C.G.)

suggestions made by the students may be also taken into consideration. It was resolved to prepare the action taken report for the feedback.

ACTION TAKEN REPORT

1. In concern of application made by students regarding Class timings, the issue was forwarded to Grievance & Redress Cell and after that the request was accepted to start the class from 9:30 AM
2. In concern of application made by students regarding WiFi facility, the request was accepted and forwarded to Computer Department. The MAC & IP Address are collected of student mobile for device registration.
3. It was told to faculties of Institute to take classes in mixed language as some students are from rural background.

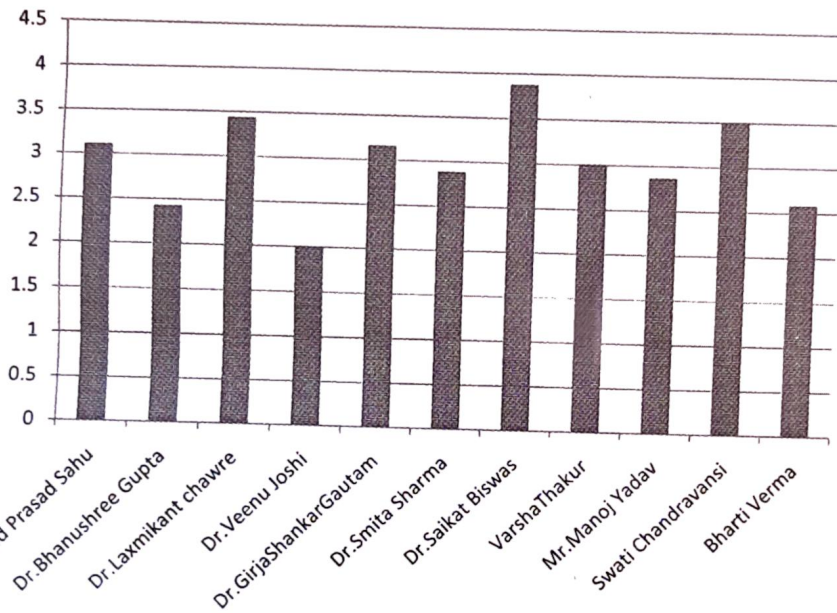
Coordinator
Renewable Energy Technology &
Management Center
HRDC Building, Pt. Ravishankar Shukla
University, Raipur (C.G.) 492010

Feedback 2017-2018

Teachers Name	Score
Dr.Govind Prasad Sahu	3.11
Dr.Bhanushree Gupta	2.43
Dr.Laxmikant chawre	3.44
Dr.Veenu Joshi	2.0
Dr.GirjaShankarGautam	3.16
Dr.Smita Sharma	2.89
Dr.Saikat Biswas	3.88
VarshaThakur	3.01
Mr.Manoj Yadav	2.87
Swati Chandravansi	3.51
Bharti Verma	2.587

Scale Used	A	B	C	D
	4	3	2	1
	Very Good	Good	Satisfactory	Unsatisfactory


Feedback 2017-2018




Director
Center for Basic Sciences
Pt. Ravishankar Shukla University
Raipur (C. G.) 492 010

Course content 2017-2018

Year	Score
First Year	2.8
Second Year	2.5



DIRECTOR
Center for Basic Sciences
Pt. Ravishankar Shukla University
Bilpur (C. G.) 492 010




DIRECTOR

Center for Basic Sciences
Pt. Ravishankar Shukla University
Bairpur (C. G.) 492 010

Action taken report

1. Arrangements has been done to ensure that all the labs are kept open from 10:30 am to 5:30 pm so that experiment can be performed in free time by students with the permission of teacher.
2. All the faculties are advised to find out the difficulties of students in their course and try to Modify the teaching style to resolve the difficulties.



DIRECTOR
Center for Basic Sciences
Pt. Ravishankar Shukla University
Raipur (C. G.) 492 010