

Sectional Feedback Analysis & Action Taken Report

Session

**July 2023- December 2023
&
January 2024- June 2024**

**Feedback from Students, Parents,
Support Staff and Alumni members**

**School of Studies in Biotechnology
Pt. Ravishankar Shukla University, Raipur**

Feedback Inventory for Students

SN	Particulars	Courses	Session	Page no.
1	Action Taken Report (ATR)		July 2023- June 2024	01-25
2	Questionnaire -1	M. Sc. I sem	July 2023- December 2023	26-31
3	Questionnaire -II	M. Sc. I sem	July 2023- December 2023	32-37
4	Feedback from Parents	M. Sc. I sem	July 2023- December 2023	38-43
5	Questionnaire -1	M. Sc. III sem	July 2023- December 2023	44-49
6	Questionnaire -II	M. Sc. III sem	July 2023- December 2023	50-61
7	Feedback from Parents	M. Sc. III sem	July 2023- December 2023	62-67
8	Feedback from Support Staff	Support Staff	July 2023- December 2023	68-73
9	Questionnaire -1	M. Sc. II sem	July 2023- December 2023	74-79
10	Questionnaire -II	M. Sc. II sem	May - June 2024	80-86
11	Feedback from Parents	M. Sc. II sem	May - June 2024	87-92
12	Questionnaire -1	M. Sc. IV sem	May - June 2024	93-98
13	Feedback from Parents	M. Sc. IV sem	May - June 2024	99-106
14	Questionnaire -III	M. Sc. IV sem	May - June 2024	107-114
15	Feedback from Parents	M. Sc. IV sem	May - June 2024	115-120
16	Feedback from Support Staff	Support Staff	May - June 2024	121-126
17	Feedback from Staff	Alumni Association	May - June 2024	127-132

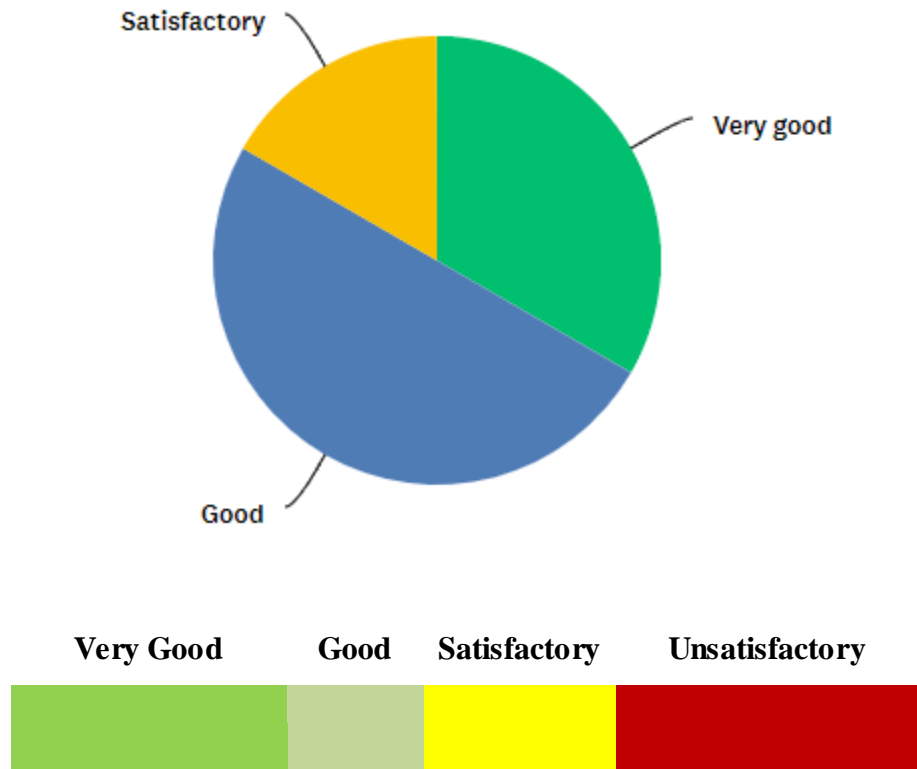
A1. Feedback Inventory for Students

(Questionnaire-1)

M. Sc. Isem.

Session: July 2023- December 2023

Q_Overall rating by Students



Remarks

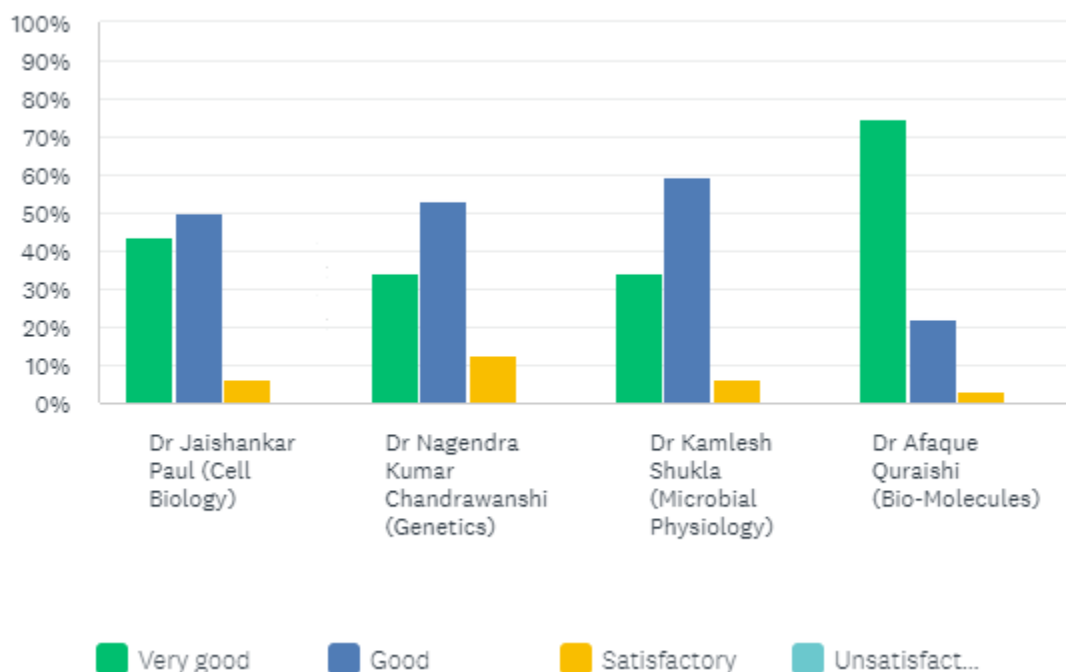
Parameters of Responses (%)				
Very Good	Good	Satisfactory	Unsatisfactory	Total Response
33.33	50.00	16.67	00.00	30.00

Web link: https://www.surveymonkey.com/analyze/ibGVNNeYiqPjLE4vHqHr9XH0vLx1hK2biENIa2ELxEY_3D

* Details analysis sheet attached.

A2. Feedback Inventory for Students (Questionnaire -II) M. Sc. I sem. Session: July 2023- December 2023

Q_ Overall rating



Name of Teachers	Very good	Good	Satisfactory	Unsatisfactory
Dr.Jaishankar Paul (Cell Biology)	43.75%	50.00%	6.25%	0.00%
Dr.Nagendra Kumar Chandrawanshi (Genetics)	34.38%	53.13%	12.50%	0.00%
Dr.Kamlesh Shukla (Microbial Physiology)	34.38%	59.38%	6.25%	0.00%
Dr.Afaque Quraishi (Bio-Molecules)	75.00%	21.88%	3.13%	0.00%

Source: https://www.surveymonkey.com/analyze/ibGVNNeYiqPjLE4vHqHr9bpKkzF15L63fntMZcm3dJA_3D

*** Details analysis sheet attached.**

Suggestions

S1

As new pattern for exam has been designed so please conduct pre semester exam so that students can get an idea about the main exams.

Response: Class tests in each paper are regularly conducted as per the new patterns. Moreover, the upcoming Board of Studies meeting will address the suggested concerns.

S2

All is good

S3

All teachers are very good and helpful....

S4

Nothing.

S5

None

S6

No

S6

Everything is good.

A3. Feedback Inventory for Parents

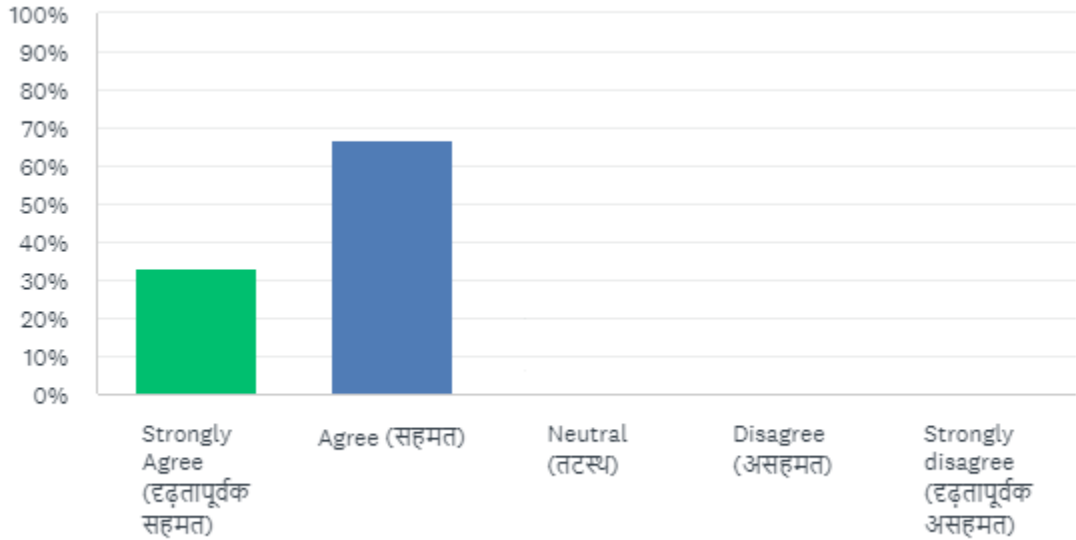
(M.Sc. I sem.)

Feedback from Parents,

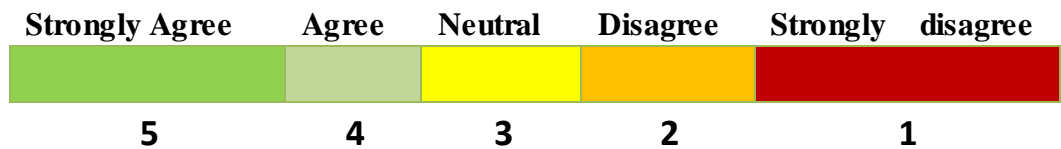
Session: July 2023- December 2023

Q_ Getting admission to the University for my ward is a matter of pride for me.

(मेरे बेटे/बेटीकेलिएविश्वविद्यालयमेंप्रवेशमिलनामेरेलिएगर्वकीबातहै।)



Scale



Remarks

Parameters of Responses (%)				
Strongly Agree	Agree	Neutral	Disagree	Total Response
33.33	66.67	00.00	00.00	18.00

Source: https://www.surveymonkey.com/analyze/2PH9XYRcvXjDjLXSxOj82WsQA9egrv1oIIZVjfxNlkk_3D

* Details analysis sheet attached.

Suggestions

P1

As a student of biotechnology students should have exposure with modern equipment, kit or instrument or should have knowledge about it.

Response: Indeed. This department itself is equipped with several sophisticated instruments. There are various hands-on training sessions organized throughout the year, including invited talks from internationally and nationally recognized experts. Moreover, the school regularly provide exposure via M.Sc. dissertations at various nationally renowned institutes.

P2

Students should be given career guidance by worthy professors and mentors so they can get motivated for future life

Response: Teachers are well versed in their subjects, mentoring properly and timely organising various activities for skill enhancement and career perspective. Along with this, subject-wise MCQ-based class tests are frequently conducted to prepare for nation-level subject-specific competitive exams. In addition, regular weekly seminars to enhance presentation skills and confidence, and offer career guidance.

P3

Everything is good.

Response: We strive diligently for continuous improvement.

P4

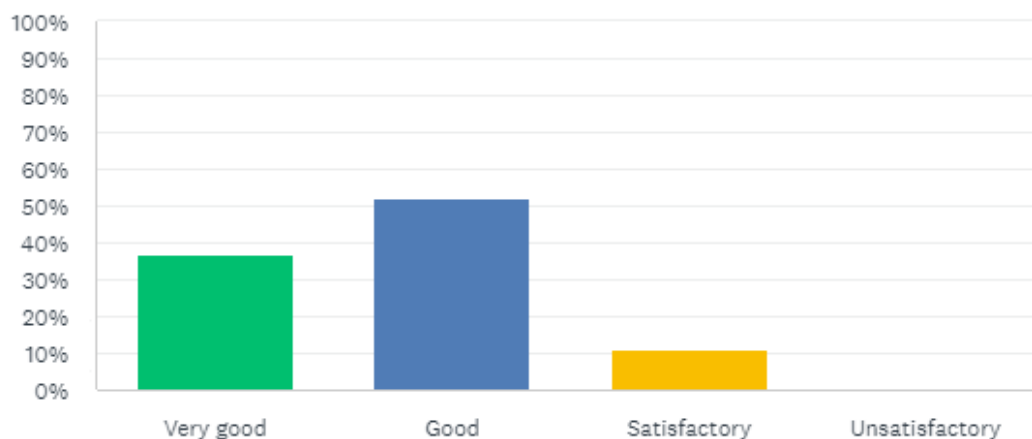
Everything is all good over there no changes or suggestions is their from my side

Response: Same as P3.

B1. Feedback Inventory for Students (Questionnaire-I)

M. Sc. III semester
Session: July 2023- December 2023

Q_ Overall rating



Remarks

Parameters of Responses (%)				
Very Good	Good	Satisfactory	Unsatisfactory	Total Response
37.04	51.85	11.11	00.00	27.00

Source: https://www.surveymonkey.com/analyze/C3PeDh3NIVHWCyGIB9xoBPjzUpmTuDad5sPbsfXZuIw_3D

*** Details analysis sheet attached.**

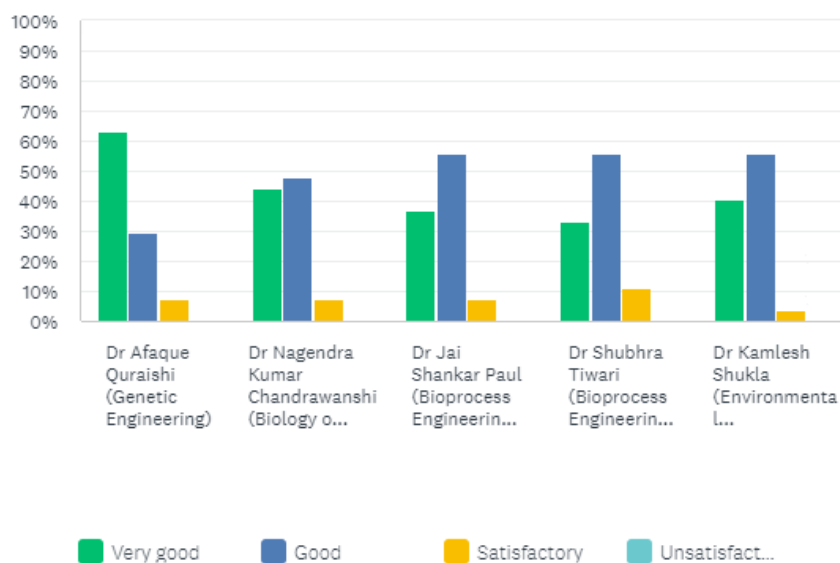
B2. Feedback Inventory for Students (Questionnaire –II)

M. Sc. III sem.

Session: July 2023- December 2023

Q_Overall rating of the teacher

Answered: 27 Skipped: 0



Name of Teachers	Very good	Good	Satisfactory	Unsatisfactory
Dr Afaque Quraishi (Genetic Engineering)	62.96%	29.63%	7.41%	0.00%
Dr Nagendra Kumar Chandrawanshi (Biology of Immune System)	44.44%	48.15%	7.41%	0.00%
Dr Jai Shankar Paul (Bioprocess Engineering and Technology)	37.04%	55.56%	7.41%	0.00%
Dr Shubhra Tiwari (Bioprocess Engineering and Technology)	33.33%	55.56%	11.11%	0.00%
Dr Kamlesh Shukla (Environmental Biotechnology)	40.74%	55.56%	3.70%	0.00%

Source: https://www.surveymonkey.com/analyze/C3PeDb3NIVHW CyGIB9xoBJVwB0CQDZKdohp4ekakkk4_3D

*** Details analysis sheet attached.**

Suggestions

S1

Industrial toor visiting

Response: Surely, there is a provision for student industrial visits every year. The excursion tours are organized regularly. The majority of students opted for different places to visit. The school is planning to visit the industry, too.

S2

Placement Cell

Response: Placement cell of the School and University regularly display the placement opportunities. Various openings are shared in the student WhatsApp group.

S3

All are good

Response: We try hard meticulously for continuous improvement.

B3. Feedback Inventory for Parents

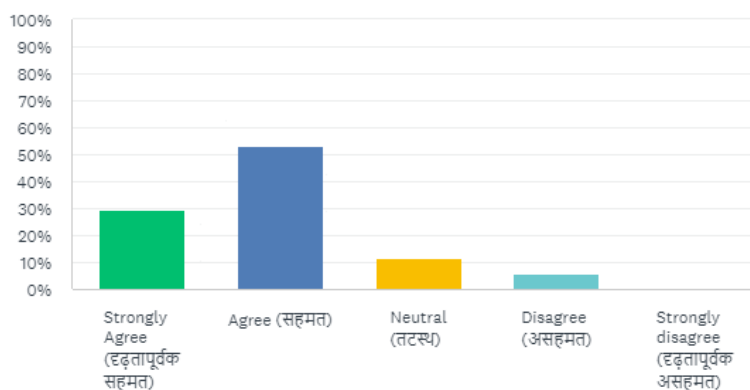
Feedback from Parents,

Session: July 2023- December 2023

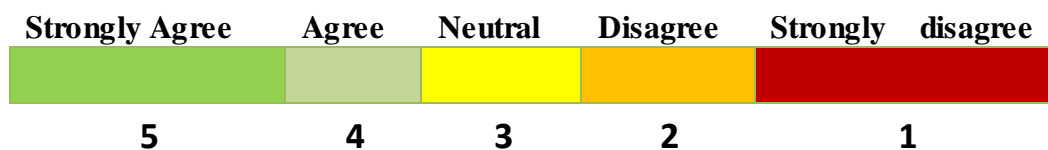
Q_ Getting admission to the University for my ward is a matter of pride for me.

(मेरे बेटे/बेटीकेलिएविश्वविद्यालयमेंप्रवेशमिलनामेरेलिएगर्वकीबातहै।)

Answered: 17 Skipped: 0



Scale



Remarks

Parameters of Responses (%)				
Strongly Agree	Agree	Neutral	Disagree	Total Response
29.41	52.94	11.76	5.88	17.00

Source:

https://www.surveymonkey.com/analyze/nUvD115PZOLw1ZX7eoWmYkrJZsTHd0USYK5UqMz6fRU_3D

* Details analysis sheet attached.

Suggestions

P1

Internship and job placement should be provided for students.

Response: *The department organizes various training sessions regularly for practical learning. Moreover, the school regularly conducts M.Sc. dissertations at various renowned institutes and at the institute itself.*

P2

Placement Cell

Response: *Placement cell of the School and University regularly display the placement opportunities. Various openings are shared in the student WhatsApp group.*

P3 Placement Cell

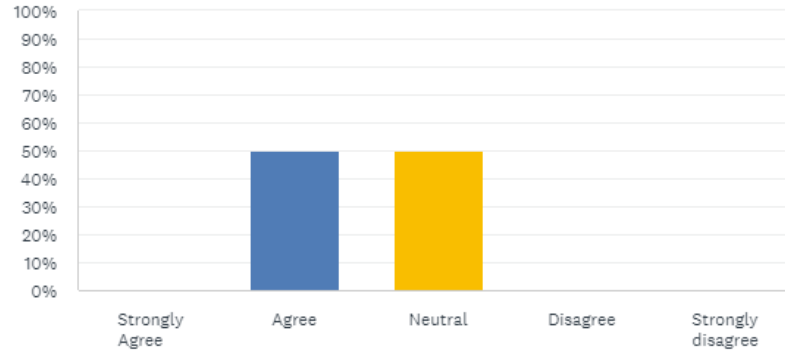
Response: *Same as P2*

B4. Feedback from Support Staff

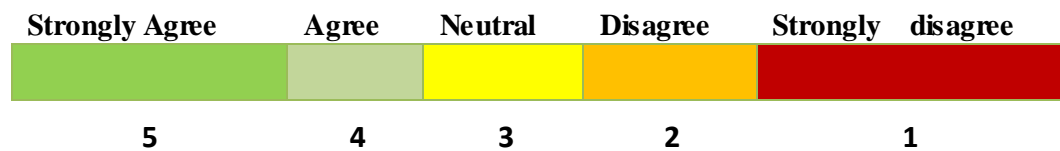
Session: July 2023- December 2023

Based on Q. 2: The procedures followed in the University are effective.

Answered: 2 Skipped: 0



Scale



Remarks

Parameters (%)					
Strongly Agree	Agree	Neutral	Disagree	Strongly disagree	Total Response
00.00	50.00	50.00	00.00	00.00	02

Source: https://www.surveymonkey.com/summary/C3PeDb3NIVHWCyGIB9xoBOnOA8IzrGzAqLQZ6vsbdbs_3D?ut_source=lihp

* Details analysis sheet attached.

Suggestions for further improvement:

SS1

Promotion should be in time. Promotion from peon to LDC is scheduled after five years but after eleven years there is no updates and no progress for promotion scheme.

Response: The matter is forwarded to the university administration.

SS2

Promotion scheme should be implemented for Research Assistant.

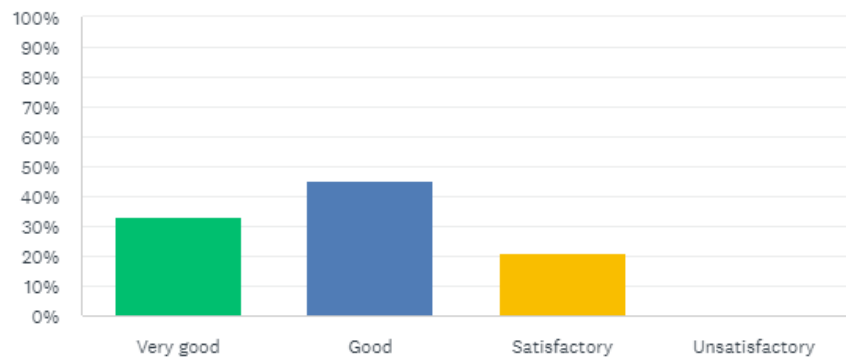
Response: The issue is forwarded to the university administration.

C1. Feedback Inventory for Students (Questionnaire -1)

**M.Sc. II sem.
Session: January 2024- June 2024**

Q_Overall rating by Students

Answered: 33 Skipped: 0



Scale

Very Good	Good	Satisfactory	Unsatisfactory

Remarks

Parameters of Responses (%)				
Very Good	Good	Satisfactory	Unsatisfactory	Total Response
33.33	45.45	21.21	00.00	33.00

Source:

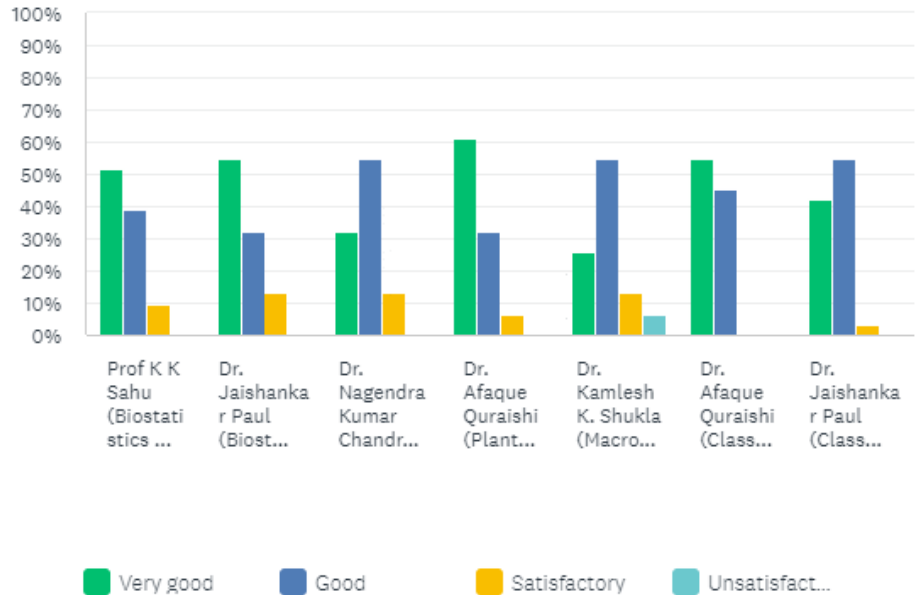
https://www.surveymonkey.com/analyze/UCeVIGMbyayXaph1ADAeTtA2C5Plx_2BKze9WghRliKlg_3D

*** Details analysis sheet attached.**

C2. Feedback Inventory for Students (Questionnaire -2) M.Sc. Isem. Session: January 2024- June 2024

Q_Overall rating by Students

Answered: 31 Skipped: 0



Scale

Very Good	Good	Satisfactory	Unsatisfactory

Teachers	Very Good	Good	Satisfactory	Unsatisfactory
Prof K K Sahu (Biostatistics & Computer Application in Biotechnology)	51.61%	38.71%	9.68%	00.00%
Dr. Jaishankar Paul (Biostatistics & Computer Application in Biotechnology)	54.84%	32.26%	12.90%	0.00%
Dr. Nagendra Kumar Chandrawanshi (Molecular Biology)	32.26%	54.84%	12.90%	0.00%
Dr. Afaque Quraishi (Plant Biotechnology)	61.29%	32.26%	06.45%	0.00%
Dr. Kamlesh K. Shukla (Macromolecules & Enzymology)	25.81%	54.84%	12.90%	6.45%
Dr. Afaque Quraishi (Class Seminar)	54.84%	45.16%	0.00%	0.00%
Dr. Jaishankar Paul (Class Seminar)	41.94%	54.84%	3.23%	0.00%

Source:

https://www.surveymonkey.com/analyze/uTNEduIOOJTtGpP6nCsT_2FW3l0fQKOzAtQjakqAwsbfI_3D

* Details analysis sheet attached.

Suggestions

S1 Industrial visit out of state.

Response: *The University regularly organizes placements through its placement cell; its notifications are shared with the students and Alumni social media groups. Many interested candidates participated and benefitted. Industrial visits are routinely scheduled at academic sessions. The course curriculum already has a segment for industrial visits and internships.*

S2 Regular Industrial visit in and out of state.

Response: *Same as S1*

S3 Industrial visit out of state.

Response: *Same as S1*

S4 Animated videos makes study easy for students.

Response: *Teachers are well versed in their subjects, mentoring properly and organising various activities for skill enhancement. The faculty members also encouraged students to explore some platforms such as [AMRITA VISHWA VIDYAPEETHAM \(https://www.vlab.co.in/participating-institute-amrita-vishwa-vidyapeetham\)](https://www.vlab.co.in/participating-institute-amrita-vishwa-vidyapeetham) and <https://swayam.gov.in/portal> etc.)*

S5 Lectures shouldn't be very lengthy, The course of approach to explain a topic should be more easier.

Response: *The syllabus has been formulated and aligned with the prescribed UGC and DBT, including national-level competitive exams. The faculty of this school are well versed in their subjects and mentoring the students. We are trying to improve continuously to make things simple and interesting by explaining the subject with examples, slide-show presentations, practical demonstrations and hands-on training.*

S6 Everything is good.

Response: *The University system and Teaching Fraternity always try to do their best for students to each achievable level.*

S7 Teachers are interactive and helpful

Response: *Same response as S6.*

C3. Feedback Inventory for Parents

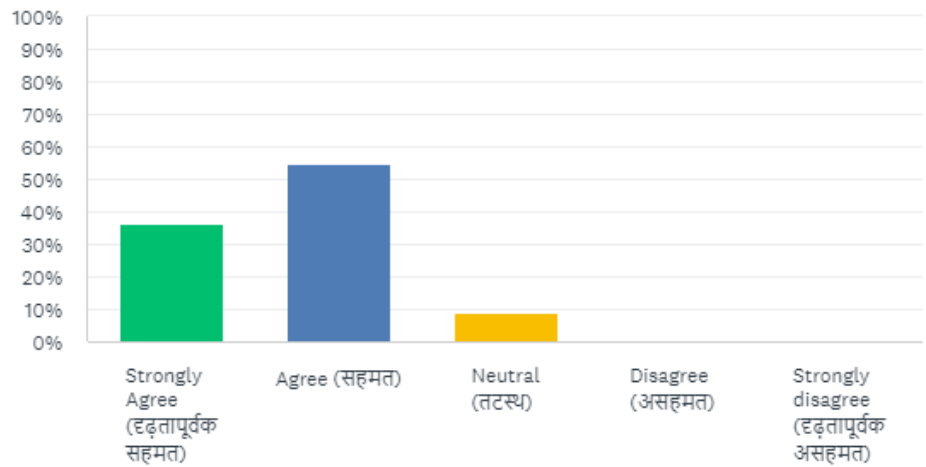
Feedback from Parents (M.Sc. II sem. students)

Session: January 2023- June 2023

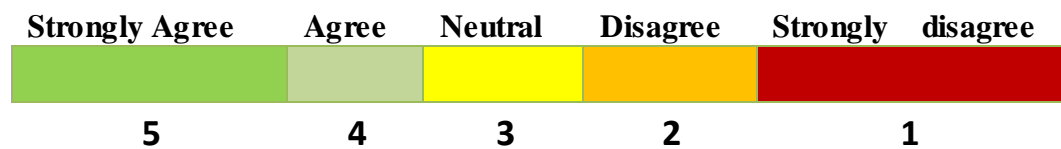
Q_ Getting admission to the University for my ward is a matter of pride for me.

(मेरे बेटे/बेटीकेलिए विश्वविद्यालयमें प्रवेशमिलना मेरेलिए गर्वकी बात है।)

Answered: 11 Skipped: 0



Scale



Remarks

Parameters of Responses (%)				
Strongly Agree	Agree	Neutral	Disagree	Total Response
36.36	54.55	09.09	00.00	12.00

Source:

https://www.surveymonkey.com/analyze/vfQulVIEdoPptC5JbXEpoucI9Nx5T_2BFY1M3cVxBuEjY_3D

* Details analysis sheet attached.

Suggestions

P1 Provide library

Response: The university has a well-established library for students available, both in online and offline modes. An enriched library is also there in the department. Both facilities are available during working duty hours.

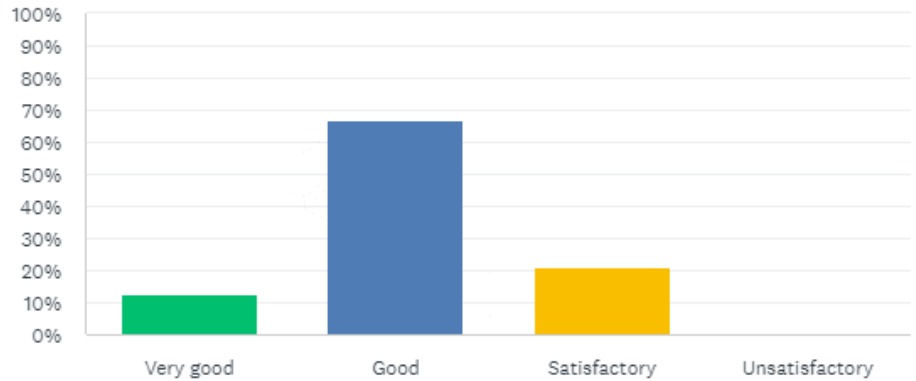
P2 Everything is good

Response: The University's whole system and the Teaching fraternity are always trying to do the best for students to each achievable level.

D1. Feedback Inventory for Students (Questionnaire -I) M.Sc. IV sem. Session: January 2024- June 2024

Q_Overall rating

Answered: 24 Skipped: 0



Scale

Very Good	Good	Satisfactory	Unsatisfactory

Remarks

Parameters of Responses (%)				
Very Good	Good	Satisfactory	Unsatisfactory	Total Response
12.50	66.67	20.83	00.00	14.00

Source:

https://www.surveymonkey.com/analyze/AiA6jf48jKXkRfKojnt1zkZ5O5K_2BiJAZuOMVXw0VQEc_3D

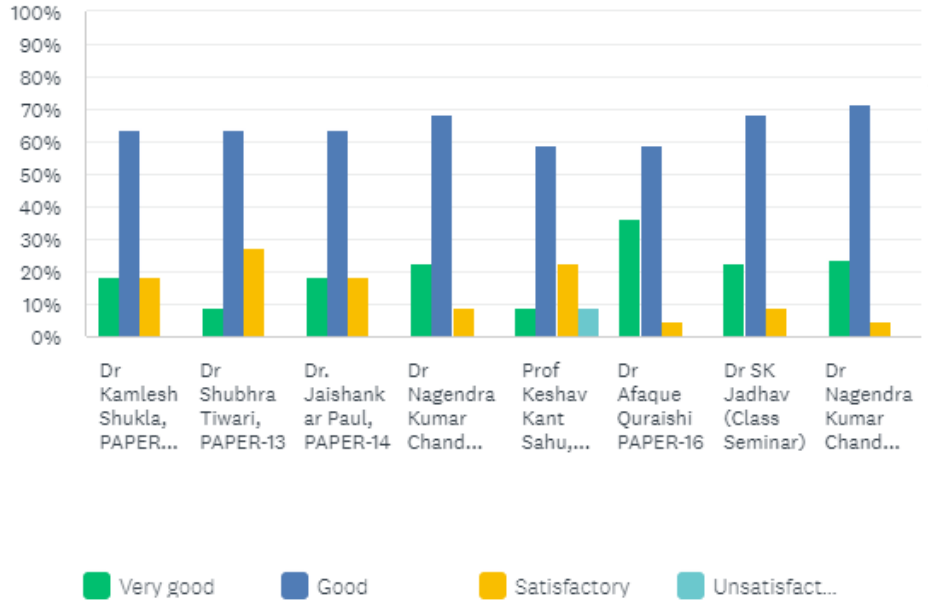
*** Details analysis sheet attached.**

D2. Feedback Inventory for Students (Questionnaire -II) M.Sc. IV sem.

Session: January 2024- June 2024

Q_Overall rating

Answered: 22 Skipped: 0



Teachers	Very Good	Good	Satisfactory	Unsatisfactory
DrKamlesh Shukla, PAPER -13	18.18 %	63.64%	18.18%	0.00%
DrShubhra Tiwari, PAPER-13	9.09 %	63.64%	27.27%	0.00%
DrJaishankar Paul, PAPER-14	18.18%	63.64%	18.18%	0.00%
DrNagendra Kumar Chandrawanshi, PAPER-15	22.73%	68.18%	9.09%	0.00%
Prof Keshav Kant Sahu, PAPER 16	9.09%	59.09%	22.73%	9.09%
Dr Afaq Quraishi PAPER-16	36.36%	59.09%	4.55%	0.00%
Dr SK Jadhav (Class Seminar)	22.73%	68.18%	9.09%	0.00%
DrNagendra Kumar Chandrawanshi (Class Seminar)	23.81%	71.43%	4.76%	0.00%

Source:https://www.surveymonkey.com/analyze/Ff6ZH5Sk9ajHi2Ih327ip9XdBsW_2BSAv_2F716YYIntC9M_3D

*** Details analysis sheet attached.**

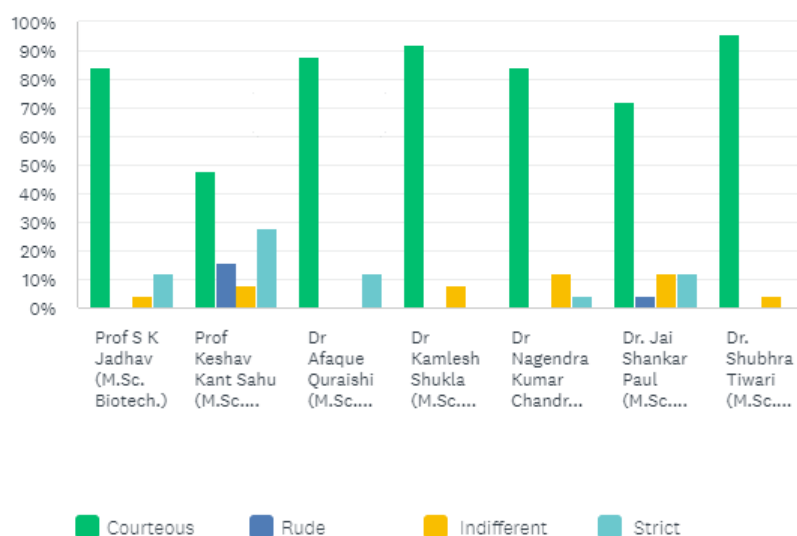
No Suggestion

D3. Feedback Inventory for Students (Questionnaire -3)

M.Sc. IV sem.,
Session: January 2023- June 2023

Q. Was the teacher?

Answered: 25 Skipped: 0



Teachers	Courteous	Rude	Indifferent	Strict
Prof S K Jadhav (M.Sc. Biotech.)	84.00%	0.00%	04.00%	12.00%
Dr. Keshav Kant Sahu (M.Sc. Biotech.)	48.00%	16.00%	08.00%	28.00%
Dr Afaque Quraishi (M.Sc. Biotech.)	88.00%	0.00%	0.00%	12.00%
DrKamlesh Shukla (M.Sc. Biotech.)	92.00%	0.00%	8.00%	00.00%
DrNagendra K Chandrawanshi (M.Sc. Biotech.)	84.00%	0.00%	12.00%	04.00%
Dr. Jai Shankar Paul (M.Sc. Biotech.)	72.00%	4.00%	12.00%	12.00%
Dr. Shubhra Tiwari (M.Sc. Biotech.)	96.00%	0.00%	04.00%	00.00%

Source:

https://www.surveymonkey.com/analyze/j3ARc_2FuQqKqLnS51CyQpGvvpZpavMrxctH6xptMnyU0_3D

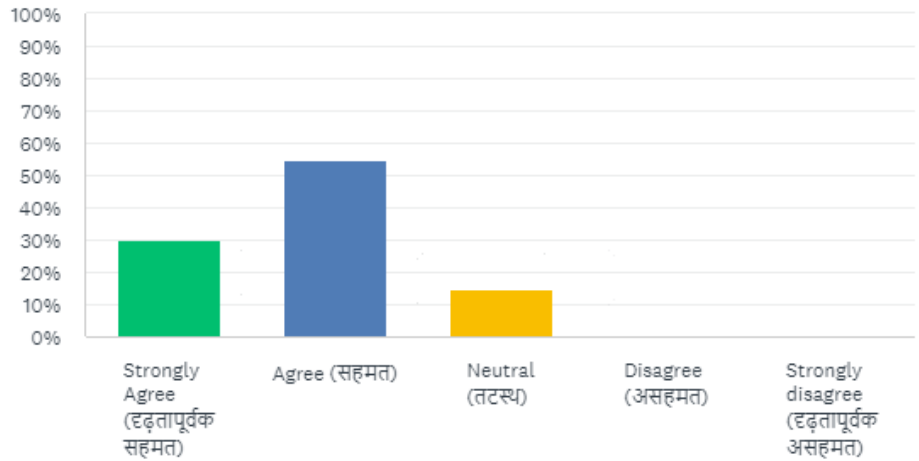
D4. Feedback Inventory for Parents

Feedback from Parents, M.Sc. IV

Session January 2024- June 2024

Q- Getting admission to the University for my ward is a matter of pride for me (Based on).

Answered: 20 Skipped: 0



Scale



Remarks

	Parameters of Responses (%)				
Strongly Agree	Agree	Neutral	Disagree	Strongly disagree	Total Response
30.00	55.00	15.00	00.00	00.00	20

Source: https://www.surveymonkey.com/analyze/j3ARc_2FuQqKqLnS5lCyQpGj5t2kDUliB2ioY_2BEUwA8rA_3D

* Details analysis sheet attached.

Suggestions for further improvement:

P1 Keep going with your strategies for student welfare.

Response: The university regularly organizes placements through its placement cell. The school and university regularly organize classes and invited lectures for career guidance. We formulate the syllabus that aligns with national-level competitive exams. Moreover, the university runs a UGC coaching cell targeting competitive exams.

P2 Bachhokounkepadhai k sathaurkaushalvikash me unkasahyogkiyajanachahiye

Response: Same as P1

P3 विभाग में बच्चों की परेशानी को नहीं समझा जाता है , बच्चों को जलील किया जाता है...

Response: The course curriculum 'syllabi' has focused wholly on practical and employability inclusion with a strengthened careers approach and dynamic learning outcomes. Thus, looking to the regulation and maintenance of the basic code of conduct might be following the strict rules and regulations. In addition, the complaints and suggestions are always open to all. To date, not a single such case has been recorded. But we believe that will be taken care of if there is.

P4 There must be a placement

Response: The University is regularly organizing placements through its placement cell. Its notifications are shared with the students and Alumni social media groups. Many interested candidates participated and benefitted. The school also intimates the students about placement opportunities.

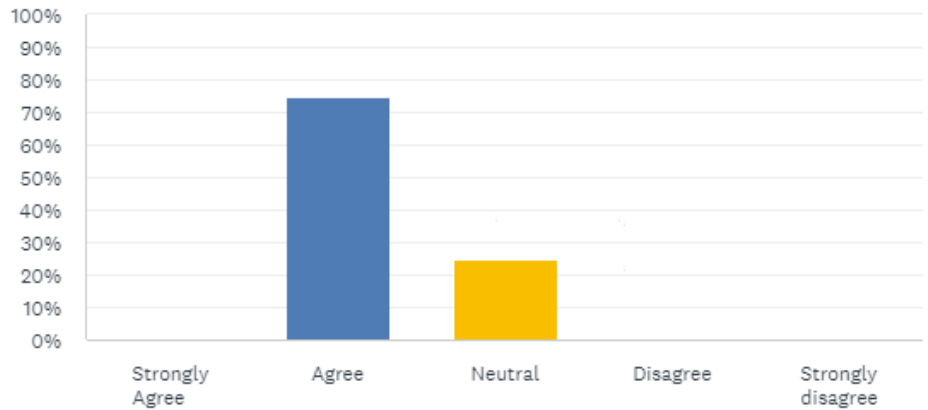
P5 Placement should be incorporated

Response: Same as P4.

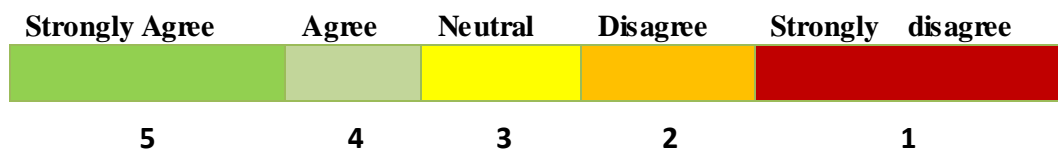
E. Feedback from Support Staff Session January 2024- June 2024

Based on Q. 2: The procedures followed in the University are effective.

Answered: 4 Skipped: 0



Scale



Remarks

Parameters (%)					
Strongly Agree	Agree	Neutral	Disagree	Strongly disagree	Total Response
00.00	75.00	25.00	00.00	00.00	04

Source:

https://www.surveymonkey.com/analyze/j3ARc_2FuQqKqLnS51CyQpGm_2BH2reN44e2Da_2BwBnu4CgI_3D

*** Details analysis sheet attached.**

Suggestions for further improvement:

SS1

My promotion is delayed by 11 years kindly seriously take care of this matter and resolve this issue regarding promotion. Promotion should be given timely.

Response: The matter is forwarded to the university administration.

SS2

The provision for promotion exists even for forth class employees but not for RA, it is not applicable despite of having all the educational qualifications. This aspect should be considered.

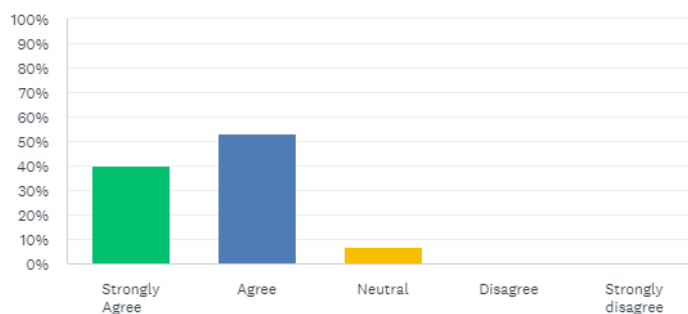
Response: The issue is forwarded to the university administration.

F. Feedback Inventory for Alumni Alumni Association of Biotechnology

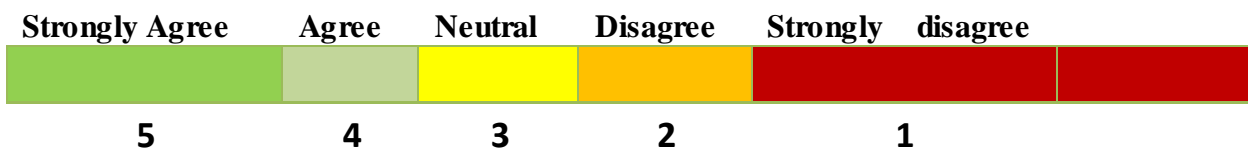
Session :January 2024- June 2024

Q_PRSU is involving alumni in its activities.

Answered: 15 Skipped: 1



Scale



Remarks

Parameters of Responses (%)				
Strongly Agree	Agree	Neutral	Disagree	Total Response
40.00	53.33	6.67	00.00	15.00

Source:https://www.surveymonkey.com/analyze/j3ARc_2FuQqKqLnS5lCyQpGiB XuwFynJXRLqs3 bpadpVI_3D

*** Details analysis sheet attached.**

Suggestions

AABM1

Alumini should focus more on organizing interactive program with entrepreneurs for startups n job opportunity in research field.

Response: At the department and university levels, a process has been initiated under the banner of the Alumni Association to create placements through industry-established alumni. A few have benefited from this initiative.

AABM2

The alumni umbrella should be properly organize some events along with departmental alumni association.

Response: At the department and university levels, this process has been initiated, and probably very soon, such activities will be organised at the PRSU Campus.

AABM3

Date of Alumni Meet should be in between August - September is comfortable for working Alumni

Response: The Alumni Association of Biotechnology always calls or connects purposely to finalize dates of meetings with alumni through the active group on social media, followed by 2 - 3 executive body meetings. The Association will interact with the maximum number of members and finalize the schedule for all future events.

AABM3

Intended to improve curriculum activities.

Response: Same as AABM1, AABM2 and AABM3 etc.

Action Taken Report

1. Feedbacks received from Students, Parents, and Alumni were analyzed using the software- Monkey survey (<https://www.surveymonkey.com/home/>) {27 June 2024, 5.38 pm}.
2. Feedback details were discussed in the Staff Council Meeting (~~21/10/2024~~) of the school in which members of this council unanimously decided to take necessary steps to resolve the issues raised by the respondents. A summary of the report is mentioned below:

(a) Student's Overall Rating for the Programs

Students of the I, II, III, and IV semesters of M.Sc. rated the program satisfactory and above. However, the school is constantly working on overall improvement.

(b) Student is Overall Rating for the Teachers

Most of the students of all the semesters rated the teachers as satisfactory and above. The Chairperson of the Staff Council discussed it with all faculty members individually and suggested making necessary improvements to them in particular dimension.

(c) Feedback from Supporting Staff

All the supporting staff showed their satisfaction towards the university administration. The same was informed to the authorities.

[Signature]
21/10/24

[Signature]
21/10/24

[Signature]
21/10/24

[Signature]
21/10/24

[Signature]
21/10/24

[Signature]
21/10/24

RULES ?

+ FILTER + COMPARE + SHOW

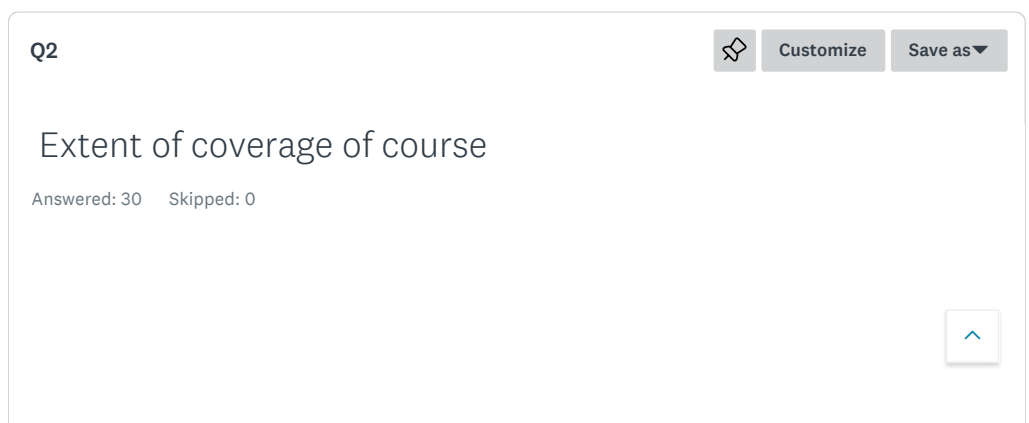
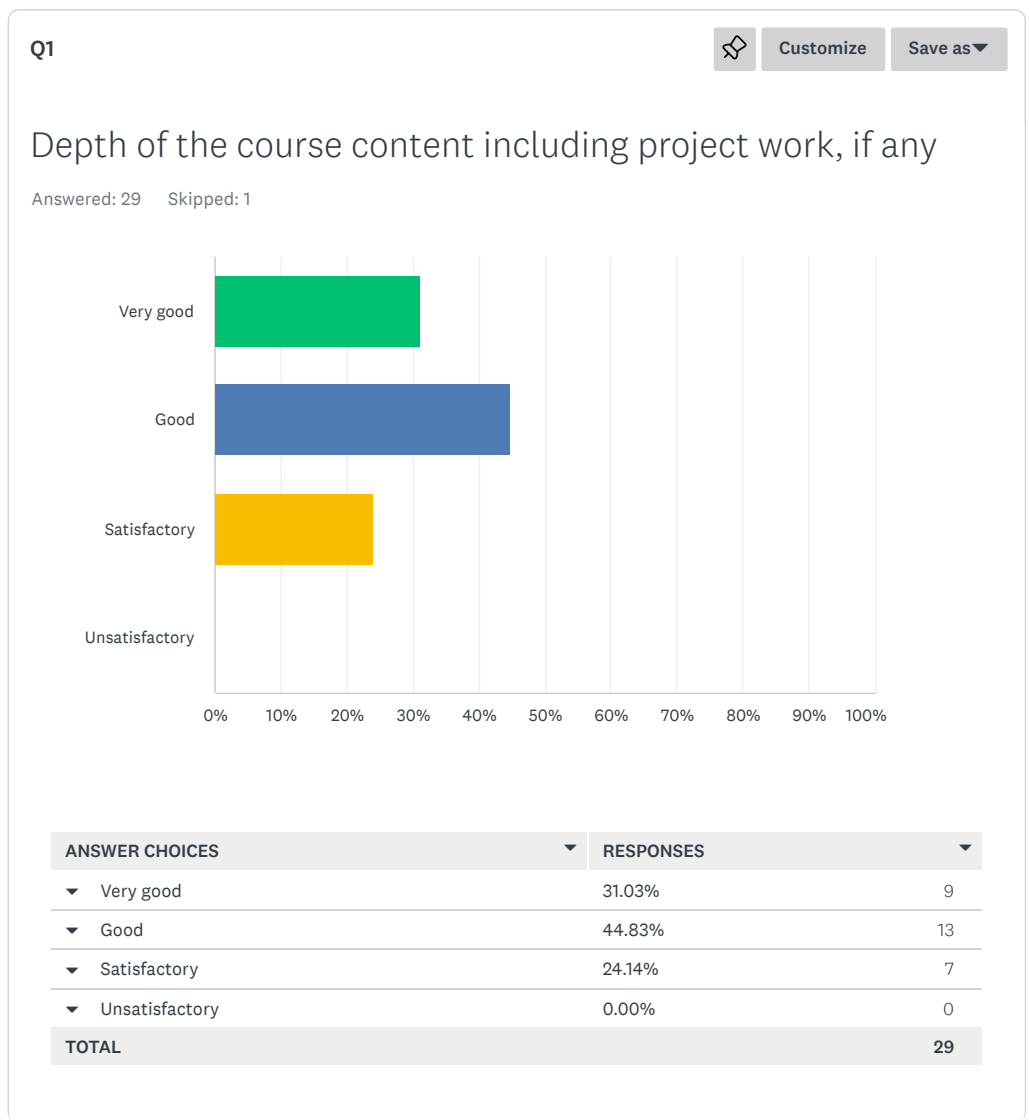
No rules applied ?

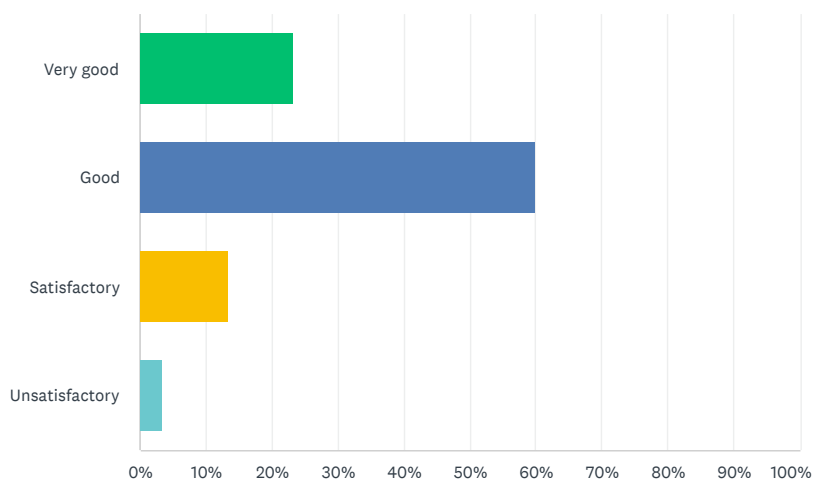
Rules allow you to **FILTER**, **COMPARE** and **SHOW** results to see trends and patterns.

[Learn more »](#)

RESPONDENTS: 30 of 30

Page 1: Questionnaire - 1





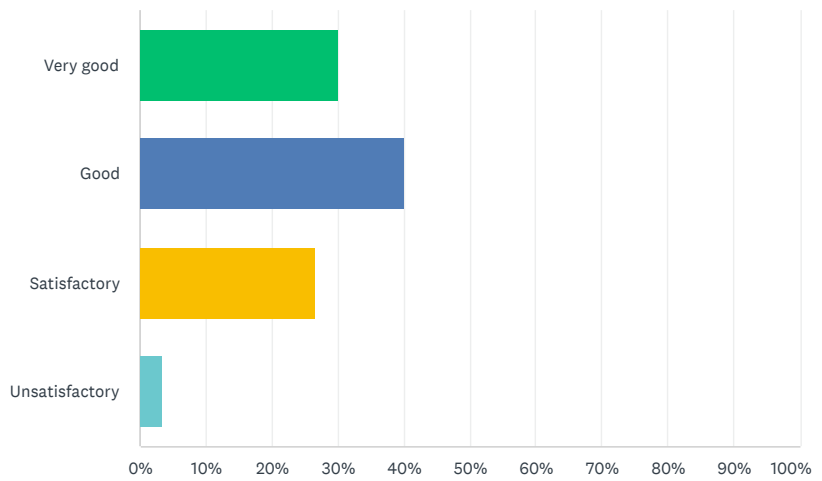
ANSWER CHOICES	RESPONSES
Very good	23.33% 7
Good	60.00% 18
Satisfactory	13.33% 4
Unsatisfactory	3.33% 1
TOTAL	30

Q3

Customize Save as

Applicability / relevance to real life situations

Answered: 30 Skipped: 0



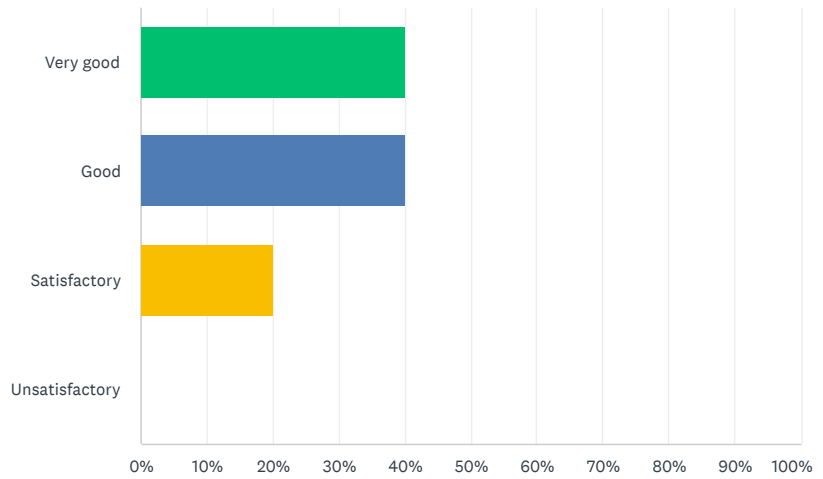
ANSWER CHOICES	RESPONSES
Very good	30.00% 9
Good	40.00% 12
Satisfactory	26.67% 8
Unsatisfactory	3.33% 1
TOTAL	30



Q4

Learning value (in terms of knowledge, concepts, manual skills, analytical abilities and broadening perspectives)

Answered: 30 Skipped: 0

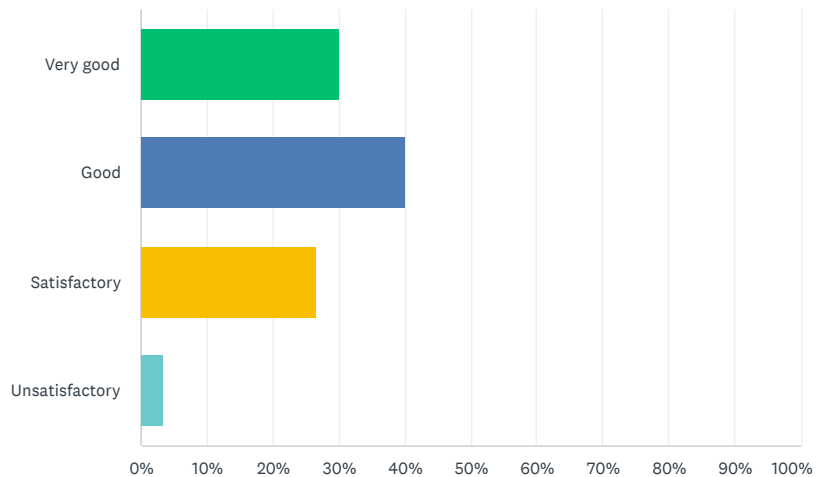


ANSWER CHOICES	RESPONSES
Very good	40.00% 12
Good	40.00% 12
Satisfactory	20.00% 6
Unsatisfactory	0.00% 0
TOTAL	30

Q5


Clarity and relevance of textual reading material

Answered: 30 Skipped: 0



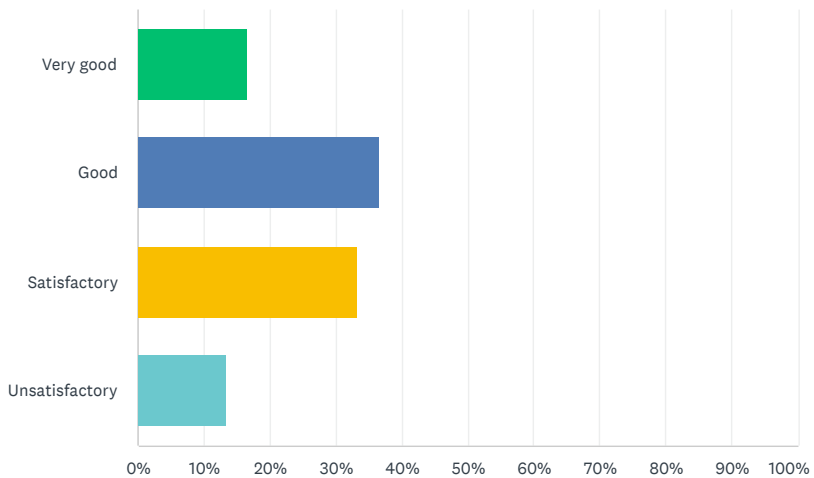
ANSWER CHOICES	RESPONSES
Very good	30.00% 9
Good	40.00% 12
Satisfactory	26.67% 8
Unsatisfactory	3.33% 1
TOTAL	30

Q6


Customize
Save as


Relevance of additional source material (Library)

Answered: 30 Skipped: 0



ANSWER CHOICES	RESPONSES
Very good	16.67% 5
Good	36.67% 11
Satisfactory	33.33% 10
Unsatisfactory	13.33% 4
TOTAL	30

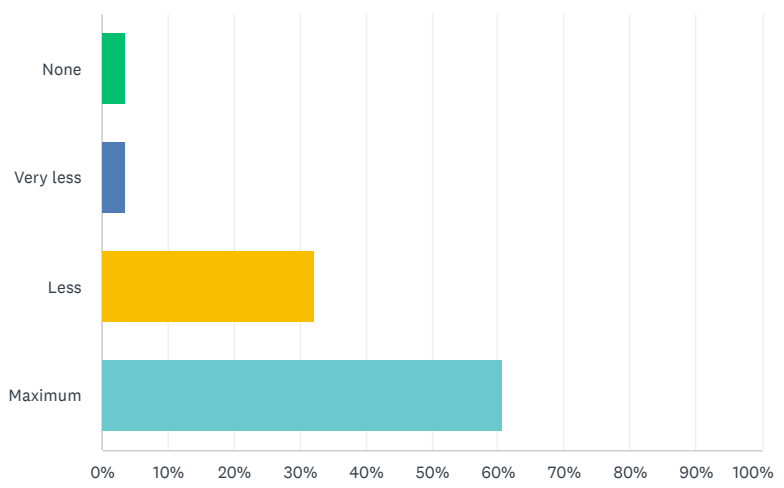
Q7


Customize
Save as

Extent of effort required by students (you) to cope with the course/ program

Answered: 28 Skipped: 2





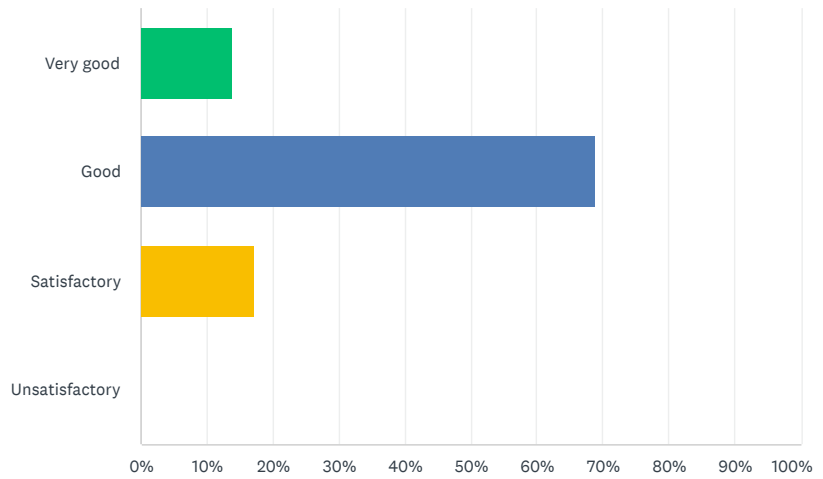
ANSWER CHOICES	RESPONSES	
▼ None	3.57%	1
▼ Very less	3.57%	1
▼ Less	32.14%	9
▼ Maximum	60.71%	17
TOTAL		28

Q8

Customize Save as

Provision of sufficient time for feedback

Answered: 29 Skipped: 1



ANSWER CHOICES	RESPONSES	
▼ Very good	13.79%	4
▼ Good	68.97%	20
▼ Satisfactory	17.24%	5
▼ Unsatisfactory	0.00%	0
TOTAL		29



Q9

CHART TYPE DISPLAY OPTIONS COLORS LABELS



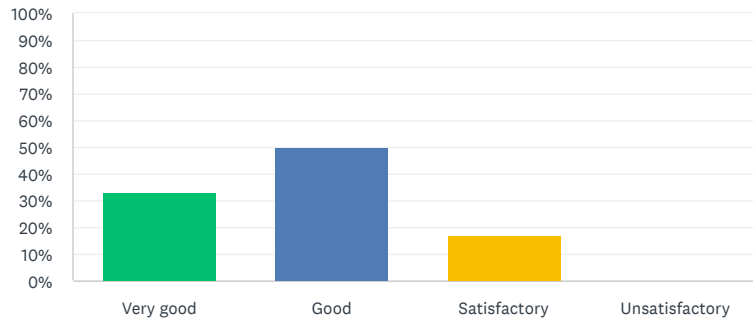
Apply to all (Some may not change) ?

CANCEL

SAVE

Overall rating

Answered: 30 Skipped: 0



ANSWER CHOICES	RESPONSES
Very good	33.33% 10
Good	50.00% 15
Satisfactory	16.67% 5
Unsatisfactory	0.00% 0
TOTAL	30

ENGLISH





Upgrade

Create survey

feedbackb... ▾

0

SUMMARY → DESIGN SURVEY → COLLECT RESPONSES → **ANALYZE RESULTS** → PRESENT RESULTS

Question Summaries Insights and Data Trends Individual Responses

Rules Saved views Shared data Exports Insights

Add to dashboard Save as

RULES ?



+ FILTER + COMPARE + SHOW

No rules applied ?

Rules allow you to **FILTER**, **COMPARE** and **SHOW** results to see trends and patterns.

[Learn more »](#)

RESPONDENTS: 32 of 32

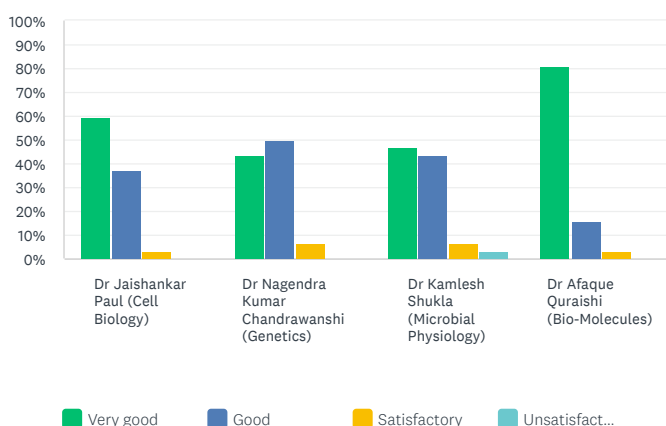
Page 1:

Q1

Customize Save as ▾

A knowledge base of the teacher (as perceived by you)

Answered: 32 Skipped: 0



	VERY GOOD	GOOD	SATISFACTORY	UNSATISFACTORY	TOTAL	WEIGHTED AVERAGE
▼ Dr Jaishankar Paul (Cell Biology)	59.38% 19	37.50% 12	3.13% 1	0.00% 0	32	1.44
▼ Dr Nagendra Kumar Chandrawanshi (Genetics)	43.75% 14	50.00% 16	6.25% 2	0.00% 0	32	1.63
▼ Dr Kamlesh Shukla (Microbial Physiology)	46.88% 15	43.75% 14	6.25% 2	3.13% 1	32	1.66
▼ Dr Afaqur Quraishi (Bio-Molecules)	81.25% 26	15.63% 5	3.13% 1	0.00% 0	32	1.22

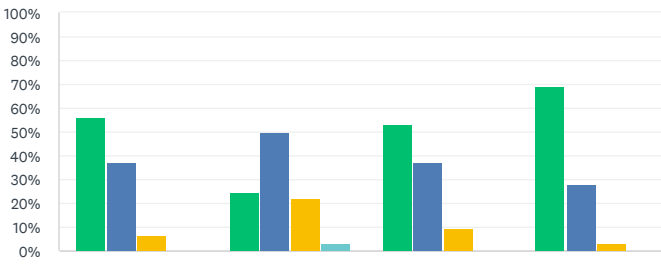
Q2

Customize Save as ▾

Communication skills (in terms of articulation and comprehensibility)

Answered: 32 Skipped: 0





Very good Good Satisfactory Unsatisfact...

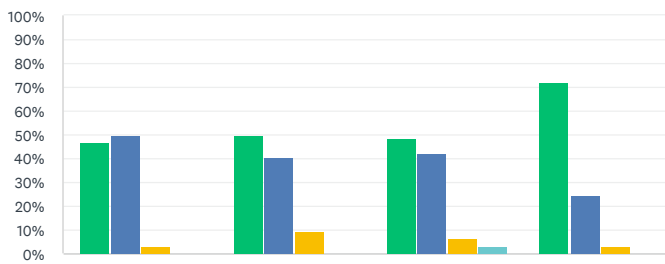
	VERY GOOD	GOOD	SATISFACTORY	UNSATISFACTORY	TOTAL	WEIGHTED AVERAGE
Dr Jaishankar Paul (Cell Biology)	56.25% 18	37.50% 12	6.25% 2	0.00% 0	32	1.50
Dr Nagendra Kumar Chandrawanshi (Genetics)	25.00% 8	50.00% 16	21.88% 7	3.13% 1	32	2.03
Dr Kamlesh Shukla (Microbial Physiology)	53.13% 17	37.50% 12	9.38% 3	0.00% 0	32	1.56
Dr Afaqur Quraishi (Bio-Molecules)	68.75% 22	28.13% 9	3.13% 1	0.00% 0	32	1.34

Q3

Customize Save as

Sincerity / Commitment of the teacher

Answered: 32 Skipped: 0



Very good Good Satisfactory Unsatisfact...

	VERY GOOD	GOOD	SATISFACTORY	UNSATISFACTORY	TOTAL	WEIGHTED AVERAGE
Dr Jaishankar Paul (Cell Biology)	46.88% 15	50.00% 16	3.13% 1	0.00% 0	32	1.56
Dr Nagendra Kumar Chandrawanshi (Genetics)	50.00% 16	40.63% 13	9.38% 3	0.00% 0	32	1.59
Dr Kamlesh Shukla (Microbial Physiology)	48.39% 15	41.94% 13	6.45% 2	3.23% 1	31	1.65
Dr Afaqur Quraishi (Bio-Molecules)	71.88% 23	25.00% 8	3.13% 1	0.00% 0	32	1.31

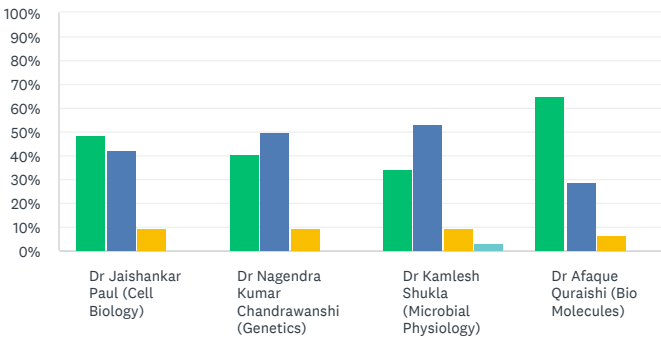
Q4

Customize Save as

Interest generated by the teacher

Answered: 32 Skipped: 0





Very good Good Satisfactory Unsatisfact...

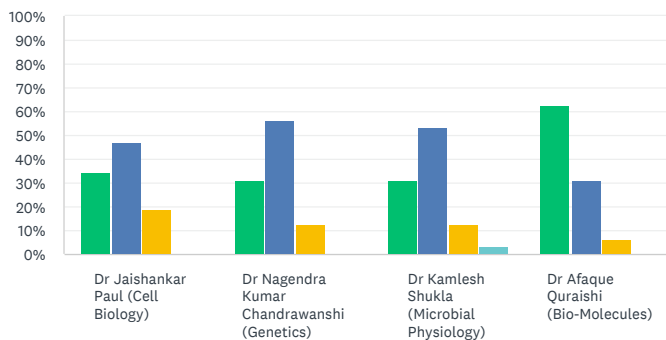
	VERY GOOD	GOOD	SATISFACTORY	UNSATISFACTORY	TOTAL	WEIGHTED AVERAGE
Dr Jaishankar Paul (Cell Biology)	48.39% 15	41.94% 13	9.68% 3	0.00% 0	31	1.61
Dr Nagendra Kumar Chandrawanshi (Genetics)	40.63% 13	50.00% 16	9.38% 3	0.00% 0	32	1.69
Dr Kamlesh Shukla (Microbial Physiology)	34.38% 11	53.13% 17	9.38% 3	3.13% 1	32	1.81
Dr Afaque Quraishi (Bio Molecules)	64.52% 20	29.03% 9	6.45% 2	0.00% 0	31	1.42

Q5

Customize Save as

Ability to integrate course material with environment / other issues, to provide a broader perspective

Answered: 32 Skipped: 0



Very good Good Satisfactory Unsatisfact...

	VERY GOOD	GOOD	SATISFACTORY	UNSATISFACTORY	TOTAL	WEIGHTED AVERAGE
Dr Jaishankar Paul (Cell Biology)	34.38% 11	46.88% 15	18.75% 6	0.00% 0	32	1.84
Dr Nagendra Kumar Chandrawanshi (Genetics)	31.25% 10	56.25% 18	12.50% 4	0.00% 0	32	1.81
Dr Kamlesh Shukla (Microbial Physiology)	31.25% 10	53.13% 17	12.50% 4	3.13% 1	32	1.88
Dr Afaque Quraishi (Bio-Molecules)	62.50% 20	31.25% 10	6.25% 2	0.00% 0	32	1.44

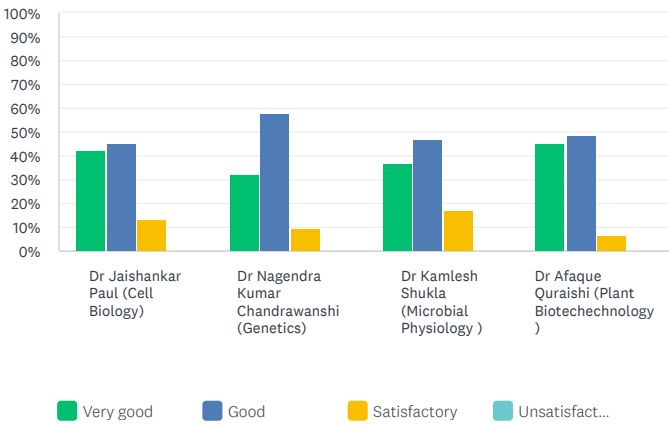
Q6

Customize Save as

Ability to integrate content with other courses

Answered: 31 Skipped: 1





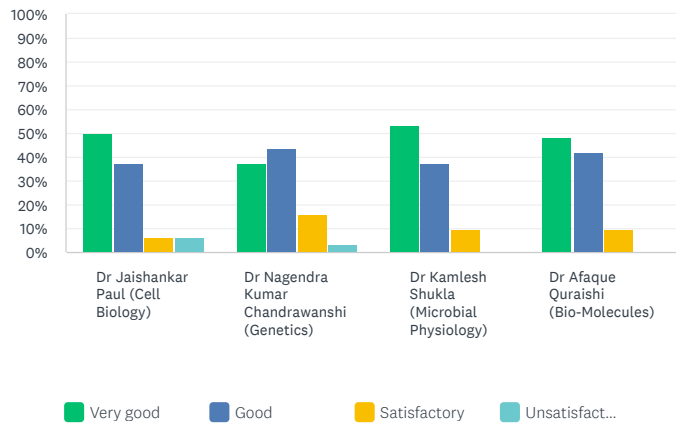
	VERY GOOD	GOOD	SATISFACTORY	UNSATISFACTORY	TOTAL	WEIGHTED AVERAGE
Dr Jaishankar Paul (Cell Biology)	41.94% 13	45.16% 14	12.90% 4	0.00% 0	31	1.71
Dr Nagendra Kumar Chandrawanshi (Genetics)	32.26% 10	58.06% 18	9.68% 3	0.00% 0	31	1.77
Dr Kamlesh Shukla (Microbial Physiology)	36.67% 11	46.67% 14	16.67% 5	0.00% 0	30	1.80
Dr Afaque Quraishi (Plant Biotechnology)	45.16% 14	48.39% 15	6.45% 2	0.00% 0	31	1.61

Q7

Customize Save as

Accessibility of the teacher in and out of the class (include availability of the teacher to motivate further study and discussion outside class)

Answered: 32 Skipped: 0



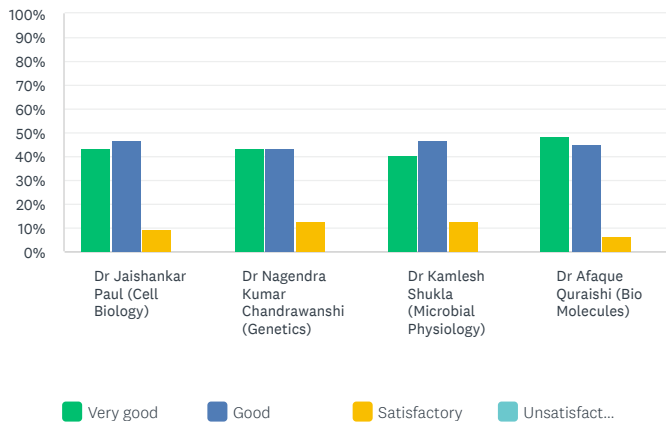
	VERY GOOD	GOOD	SATISFACTORY	UNSATISFACTORY	TOTAL	WEIGHTED AVERAGE
Dr Jaishankar Paul (Cell Biology)	50.00% 16	37.50% 12	6.25% 2	6.25% 2	32	1.69
Dr Nagendra Kumar Chandrawanshi (Genetics)	37.50% 12	43.75% 14	15.63% 5	3.13% 1	32	1.84
Dr Kamlesh Shukla (Microbial Physiology)	53.13% 17	37.50% 12	9.38% 3	0.00% 0	32	1.56
Dr Afaque Quraishi (Bio-Molecules)	48.39% 15	41.94% 13	9.68% 3	0.00% 0	31	1.61

Q8

Customize Save as

Ability to design quizzes / tests / assignment / examination and project evaluate students' understanding of the course

Answered: 32 Skipped: 0



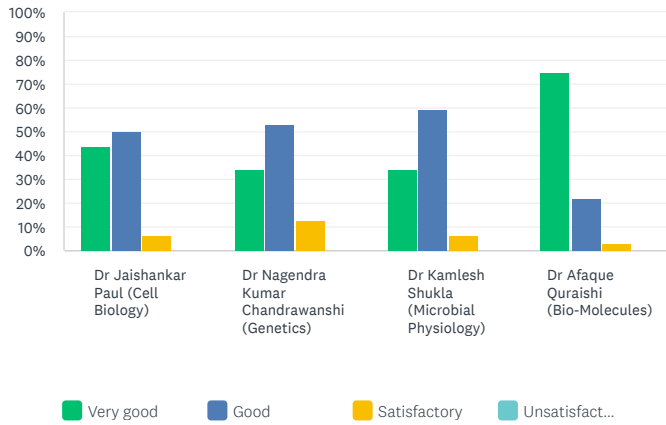
	VERY GOOD	GOOD	SATISFACTORY	UNSATISFACTORY	TOTAL	WEIGHTED AVERAGE
Dr Jaishankar Paul (Cell Biology)	43.75% 14	46.88% 15	9.38% 3	0.00% 0	32	1.66
Dr Nagendra Kumar Chandrawanshi (Genetics)	43.75% 14	43.75% 14	12.50% 4	0.00% 0	32	1.69
Dr Kamlesh Shukla (Microbial Physiology)	40.63% 13	46.88% 15	12.50% 4	0.00% 0	32	1.72
Dr Afaque Quraishi (Bio Molecules)	48.39% 15	45.16% 14	6.45% 2	0.00% 0	31	1.58

Q9

Customize Save as ▼

Overall rating

Answered: 32 Skipped: 0



	VERY GOOD	GOOD	SATISFACTORY	UNSATISFACTORY	TOTAL	WEIGHTED AVERAGE
Dr Jaishankar Paul (Cell Biology)	43.75% 14	50.00% 16	6.25% 2	0.00% 0	32	1.63
Dr Nagendra Kumar Chandrawanshi (Genetics)	34.38% 11	53.13% 17	12.50% 4	0.00% 0	32	1.78
Dr Kamlesh Shukla (Microbial Physiology)	34.38% 11	59.38% 19	6.25% 2	0.00% 0	32	1.72
Dr Afaque Quraishi (Bio-Molecules)	75.00% 24	21.88% 7	3.13% 1	0.00% 0	32	1.28

Q10

Save as ▼

Suggestion

Answered: 9 Skipped: 23



Search Responses

Filter: by tag

Showing 9 responses

12/20/2023 07:52 PM

View respondent's answers Add tags

None

12/20/2023 06:23 PM

View respondent's answers Add tags

Nothing.

12/20/2023 06:21 PM

View respondent's answers Add tags

No

12/20/2023 06:18 PM

View respondent's answers Add tags

Everything is good.

12/20/2023 06:14 PM

View respondent's answers Add tags

ENGLISH



RULES ?

[+ FILTER](#)[+ COMPARE](#)[+ SHOW](#)

No rules applied ?

Rules allow you to **FILTER**, **COMPARE** and **SHOW** results to see trends and patterns.

[Learn more »](#)

RESPONDENTS: 18 of 18

Page 1:

Q1

[Save as](#)

Address

Answered: 18 Skipped: 0

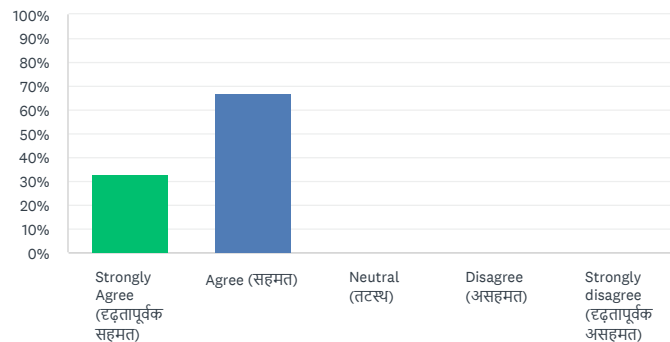
ANSWER CHOICES	RESPONSES
Name (नाम) :	Responses 100.00% 18
Gender (लिंग) :	Responses 100.00% 18
Age (उम्र) :	Responses 100.00% 18
Name of the Student (छात्र/छात्रा का नाम):	Responses 100.00% 18
Occupation (व्यवसाय):	Responses 100.00% 18
Address (पता):	Responses 100.00% 18
Year Passed Out:	Responses 0.00% 0
Contact address:	Responses 0.00% 0
Email Address	Responses 0.00% 0
Phone or Mobile Number (फोन या मोबाइल नंबर):	Responses 100.00% 18

Q2

[Customize](#)[Save as](#)

Getting admission to the University for my ward is a matter of pride for me. (मेरे बेटे/बेटी के लिए विश्वविद्यालय में प्रवेश मिलना मेरे लिए गर्व की बात है।)

Answered: 18 Skipped: 0



ANSWER CHOICES	RESPONSES
Strongly Agree (दृढ़तापूर्वक सहमत)	33.33% 6
Agree (सहमत)	66.67% 12
Neutral (तटस्थ)	0.00% 0
Disagree (असहमत)	0.00% 0
Strongly disagree (दृढ़तापूर्वक असहमत)	0.00% 0
TOTAL	18

Q3

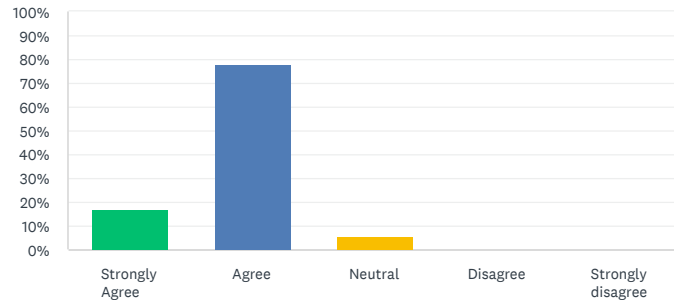


Customize

Save as ▾

The admission process in the University is fair and accurate and the University Employees are cooperative. (विश्वविद्यालय में प्रवेश प्रक्रिया निष्पक्ष और सटीक है और विश्वविद्यालय के कर्मचारी सहयोगी हैं।)

Answered: 18 Skipped: 0



ANSWER CHOICES	RESPONSES
Strongly Agree	16.67% 3
Agree	77.78% 14
Neutral	5.56% 1
Disagree	0.00% 0
Strongly disagree	0.00% 0
TOTAL	18

Q4

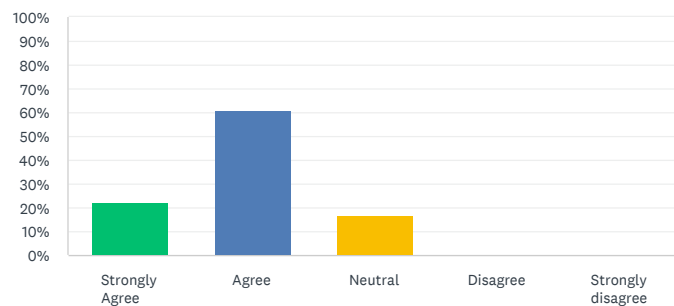


Customize

Save as ▾

My ward is improving his knowledge base through interaction with professors of the University. (मेरा बच्चा विश्वविद्यालय के प्रोफेसरों के साथ बातचीत के माध्यम से अपने ज्ञान के आधार में सुधार कर रहा है।)

Answered: 18 Skipped: 0



ANSWER CHOICES	RESPONSES
Strongly Agree	22.22% 4
Agree	61.11% 11
Neutral	16.67% 3
Disagree	0.00% 0
Strongly disagree	0.00% 0
TOTAL	18



Q5

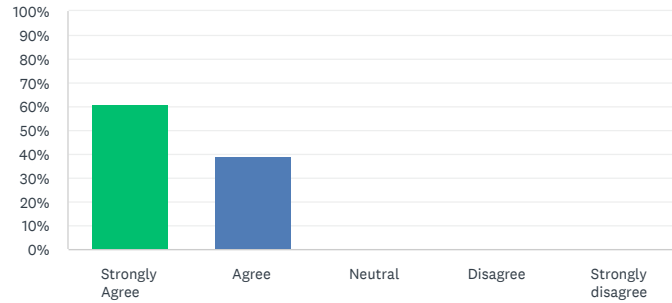


Customize

Save as ▾

The discipline in the University is good. and also The atmosphere in the University is conducive for learning. (विश्वविद्यालय में अनुशासन अच्छा है; साथ ही विश्वविद्यालय का माहौल सीखने के लिए अनुकूल है।)

Answered: 18 Skipped: 0



ANSWER CHOICES	RESPONSES
Strongly Agree	61.11% 11
Agree	38.89% 7
Neutral	0.00% 0
Disagree	0.00% 0
Strongly disagree	0.00% 0
TOTAL	18

Q6

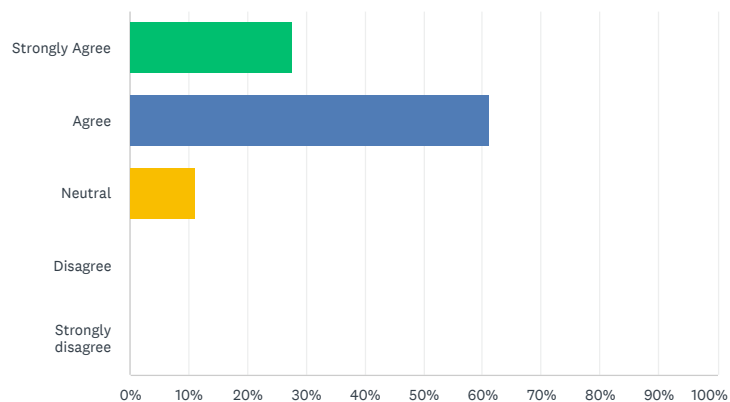


Customize

Save as ▾

There is a positive change in the behavior of my ward after joining the University. (विश्वविद्यालय में प्रवेश लेने के बाद मेरे बच्चे के व्यवहार में सकारात्मक परिवर्तन आया है।)

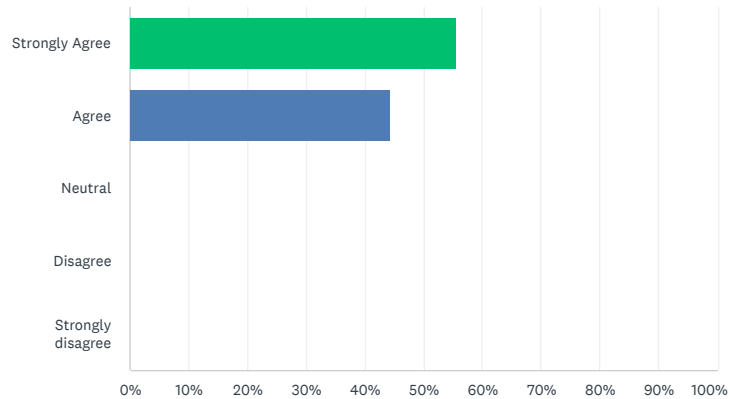
Answered: 18 Skipped: 0



ANSWER CHOICES	RESPONSES
Strongly Agree	27.78% 5
Agree	61.11% 11
Neutral	11.11% 2
Disagree	0.00% 0
Strongly disagree	0.00% 0
TOTAL	18

I have great respect for Pt. Ravishankar Shukla University. and Pt. Ravishankar Shukla University is one of the best Universities in CG.(मैं पं रविशंकर शुक्ल विश्वविद्यालय का बहुत सम्मान करता हूं। और पं. रविशंकर शुक्ल विश्वविद्यालय छत्तीसगढ़ के सर्वश्रेष्ठ विश्वविद्यालयों में से एक है।)

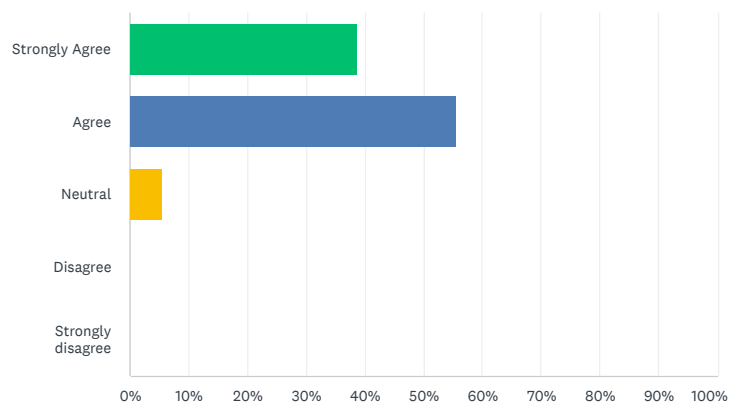
Answered: 18 Skipped: 0



ANSWER CHOICES	RESPONSES
Strongly Agree	55.56% 10
Agree	44.44% 8
Neutral	0.00% 0
Disagree	0.00% 0
Strongly disagree	0.00% 0
TOTAL	18

The University information is accessible to all and The curriculum of the course is well designed and promotes the learning experience of the students.(विश्वविद्यालय की जानकारी सभी के लिए सुलभ है और पाठ्यक्रम का पाठ्यक्रम अच्छी तरह से डिजाइन किया गया है और छात्रों के सीखने के अनुभव को बढ़ावा देता है।)

Answered: 18 Skipped: 0



ANSWER CHOICES	RESPONSES
Strongly Agree	38.89%
TOTAL	18

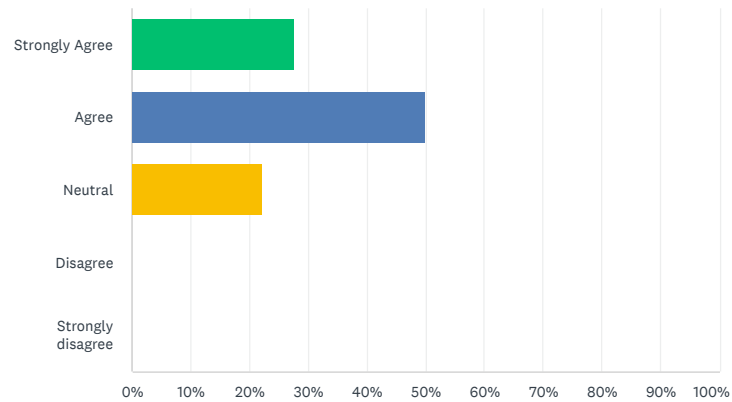
ANSWER CHOICES	RESPONSES	
Agree	55.56%	10
Neutral	5.56%	1
Disagree	0.00%	0
Strongly disagree	0.00%	0
TOTAL		18

Q9

Customize Save as

Employability is given focus in the curriculum design, the curriculum incorporates recent changes in the area. (पाठ्यक्रम डिजाइन में रोजगार पर ध्यान दिया जाता है, और पाठ्यक्रम क्षेत्र में हाल के परिवर्तनों को शामिल करता है।)

Answered: 18 Skipped: 0



ANSWER CHOICES	RESPONSES	
Strongly Agree	27.78%	5
Agree	50.00%	9
Neutral	22.22%	4
Disagree	0.00%	0
Strongly disagree	0.00%	0
TOTAL		18

Q10

Save as

Suggestions for further improvement: (आगे सुधार के लिए सुझावः)

Answered: 6 Skipped: 12

RESPONSES (6) WORD CLOUD TAGS (0) Sentiments: OFF

Search Responses Filter: by tag

Showing 6 responses

- As a student of biotechnology students should have exposure with morden equipment, kit or instrument or should have knowledge about it.
 12/30/2023 09:49 AM [View respondent's answers](#) [Add tags](#)
- Everything is all good over there no changes or suggestions is their from my side
 12/29/2023 10:53 PM [View respondent's answers](#) [Add tags](#)

No
12/29/2023 08:28 PM

[View respondent's answers](#) [Add tags](#) ▼

No any suggestions
12/29/2023 04:32 PM

[View respondent's answers](#) [Add tags](#) ▼

ENGLISH ▼

[About SurveyMonkey](#) • [Careers](#) • [Developers](#) • [Privacy Notice](#) • [California Privacy Notice](#) • [Email Opt-In](#) • [Help](#) • [Cookies Notice](#) • [Copyright © 1999-2024 SurveyMonkey](#) • [Customise](#)



RULES ?

[+ FILTER](#)[+ COMPARE](#)[+ SHOW](#)

No rules applied ?

Rules allow you to **FILTER**, **COMPARE** and **SHOW** results to see trends and patterns.

[Learn more »](#)

RESPONDENTS: 27 of 27

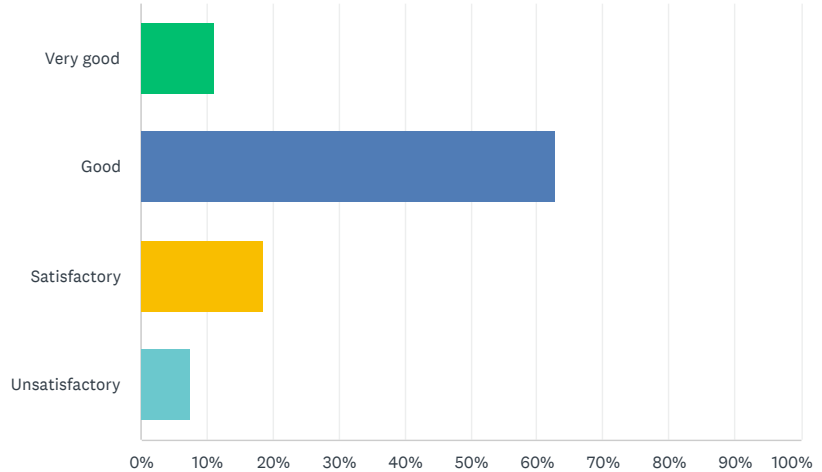
Page 1: Questionnaire - 1

Q1

[Customize](#)[Save as](#)

Depth of the course content including project work, if any

Answered: 27 Skipped: 0



ANSWER CHOICES

RESPONSES

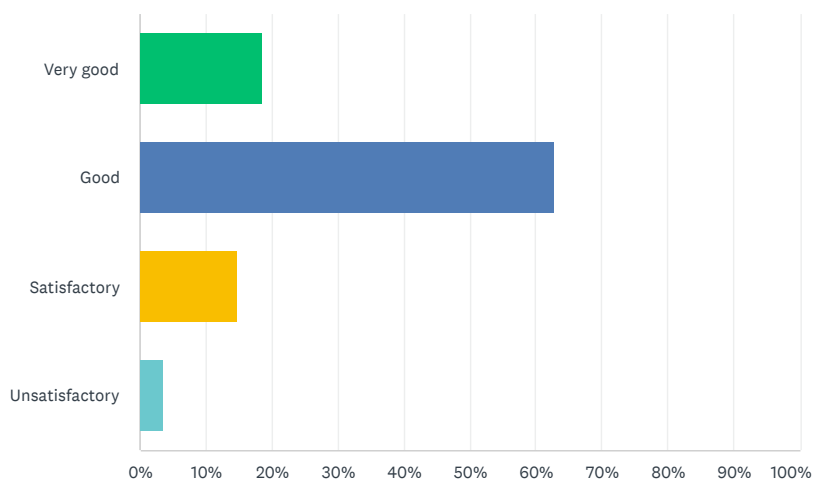
Very good	11.11%	3
Good	62.96%	17
Satisfactory	18.52%	5
Unsatisfactory	7.41%	2
TOTAL		27

Q2

[Customize](#)[Save as](#)

Extent of coverage of course

Answered: 27 Skipped: 0



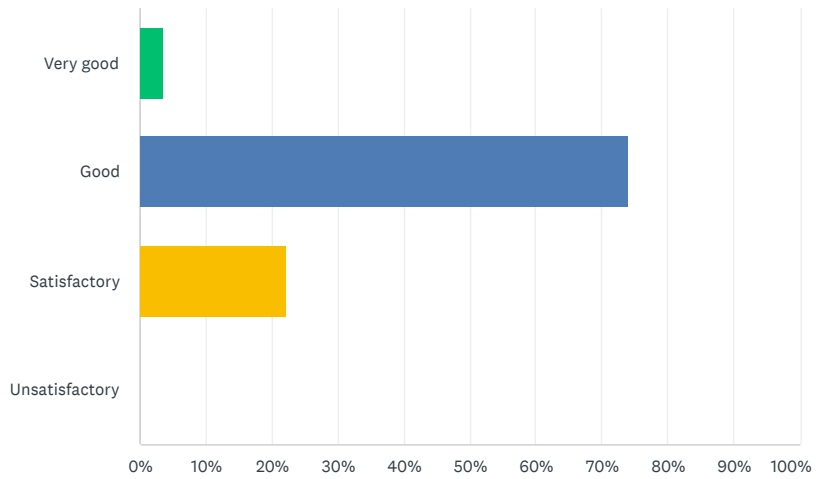
ANSWER CHOICES	RESPONSES	
Very good	18.52%	5
Good	62.96%	17
Satisfactory	14.81%	4
Unsatisfactory	3.70%	1
TOTAL		27

Q3

Customize Save as

Applicability / relevance to real life situations

Answered: 27 Skipped: 0



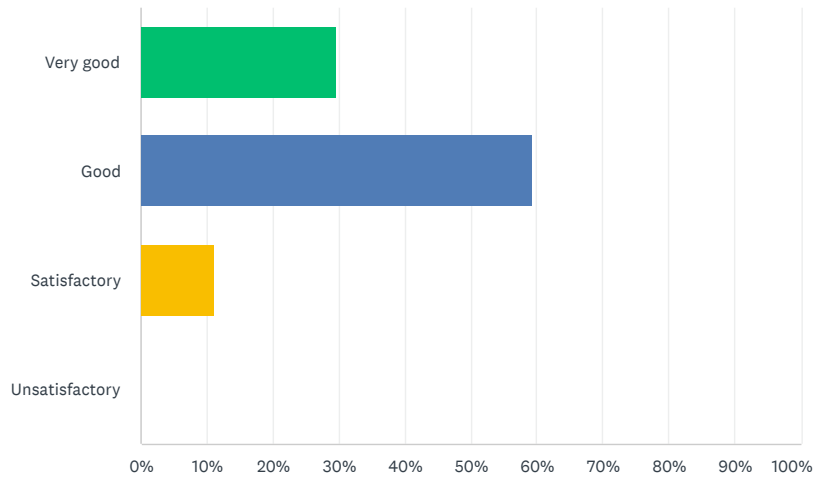
ANSWER CHOICES	RESPONSES	
Very good	3.70%	1
Good	74.07%	20
Satisfactory	22.22%	6
Unsatisfactory	0.00%	0
TOTAL		27



Q4

Learning value (in terms of knowledge, concepts, manual skills, analytical abilities and broadening perspectives)

Answered: 27 Skipped: 0

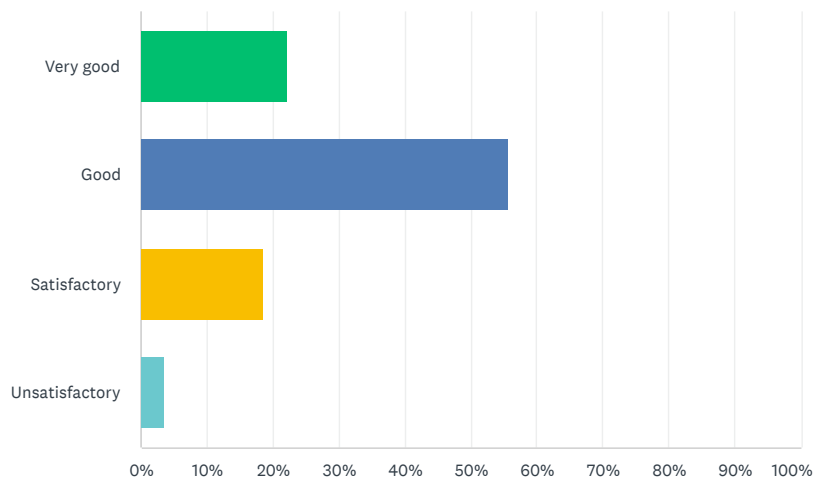


ANSWER CHOICES	RESPONSES
Very good	29.63% 8
Good	59.26% 16
Satisfactory	11.11% 3
Unsatisfactory	0.00% 0
TOTAL	27

Q5


Clarity and relevance of textual reading material

Answered: 27 Skipped: 0



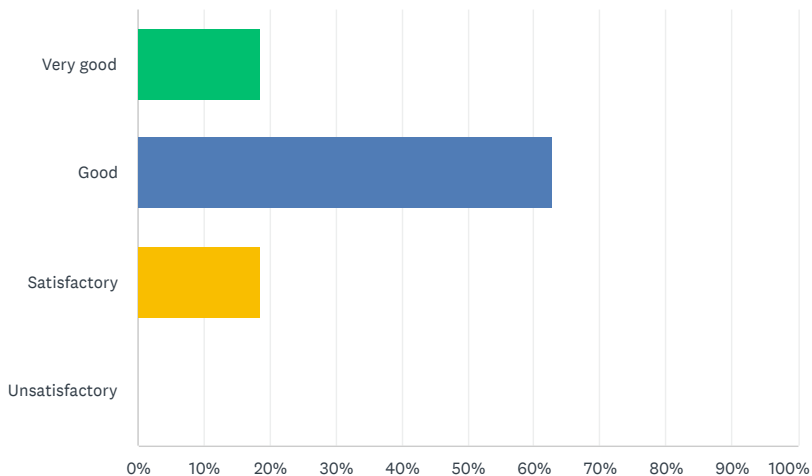
ANSWER CHOICES	RESPONSES	
Very good	22.22%	6
Good	55.56%	15
Satisfactory	18.52%	5
Unsatisfactory	3.70%	1
TOTAL		27

Q6

 [Customize](#) [Save as](#)


Relevance of additional source material (Library)

Answered: 27 Skipped: 0



ANSWER CHOICES	RESPONSES	
Very good	18.52%	5
Good	62.96%	17
Satisfactory	18.52%	5
Unsatisfactory	0.00%	0
TOTAL		27

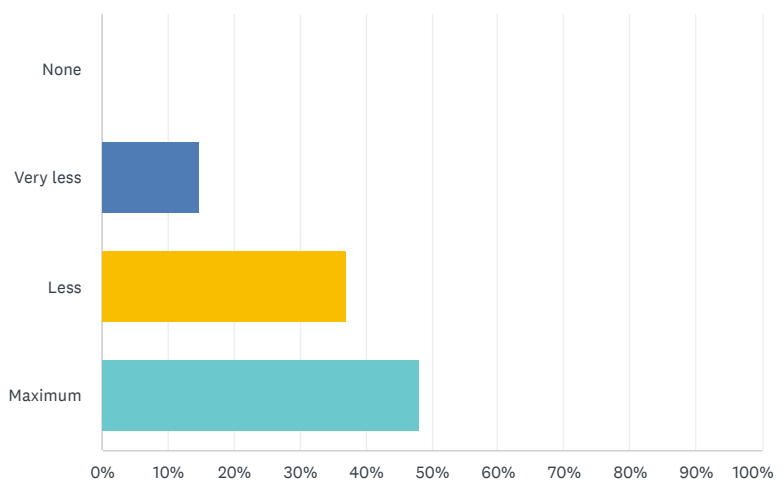
Q7

 [Customize](#) [Save as](#)

Extent of effort required by students (you) to cope with the course/ program

Answered: 27 Skipped: 0





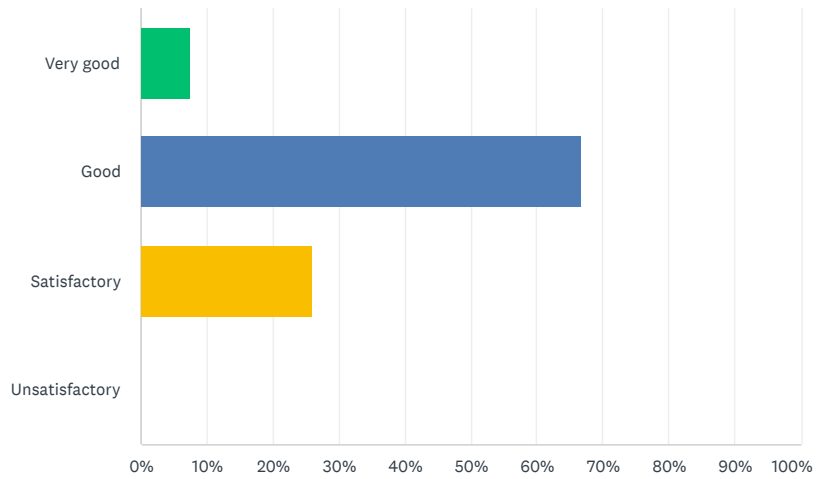
ANSWER CHOICES	RESPONSES	
None	0.00%	0
Very less	14.81%	4
Less	37.04%	10
Maximum	48.15%	13
TOTAL		27

Q8

Customize Save as

Provision of sufficient time for feedback

Answered: 27 Skipped: 0

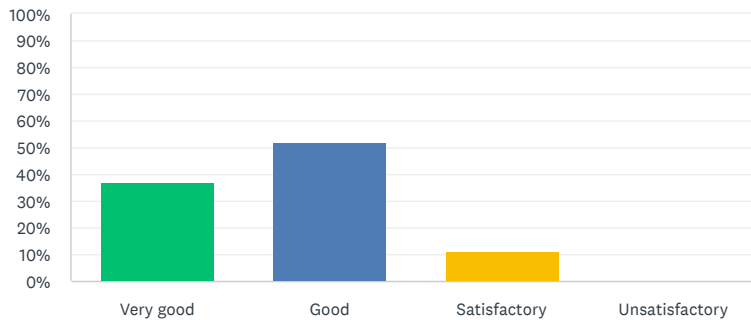


ANSWER CHOICES	RESPONSES	
Very good	7.41%	2
Good	66.67%	18
Satisfactory	25.93%	7
Unsatisfactory	0.00%	0
TOTAL		27



Overall rating

Answered: 27 Skipped: 0



ANSWER CHOICES	RESPONSES
Very good	37.04% 10
Good	51.85% 14
Satisfactory	11.11% 3
Unsatisfactory	0.00% 0
TOTAL	27

ENGLISH





Upgrade

Create survey

feedbackb... ▾

0

SUMMARY → DESIGN SURVEY → COLLECT RESPONSES → **ANALYZE RESULTS** → PRESENT RESULTS

Question Summaries Insights and Data Trends Individual Responses

Rules Saved views Shared data Exports Insights

Add to dashboard Save as

RULES

+ FILTER + COMPARE + SHOW

No rules applied

Rules allow you to FILTER, COMPARE and SHOW results to see trends and patterns.

[Learn more »](#)

RESPONDENTS: 27 of 27

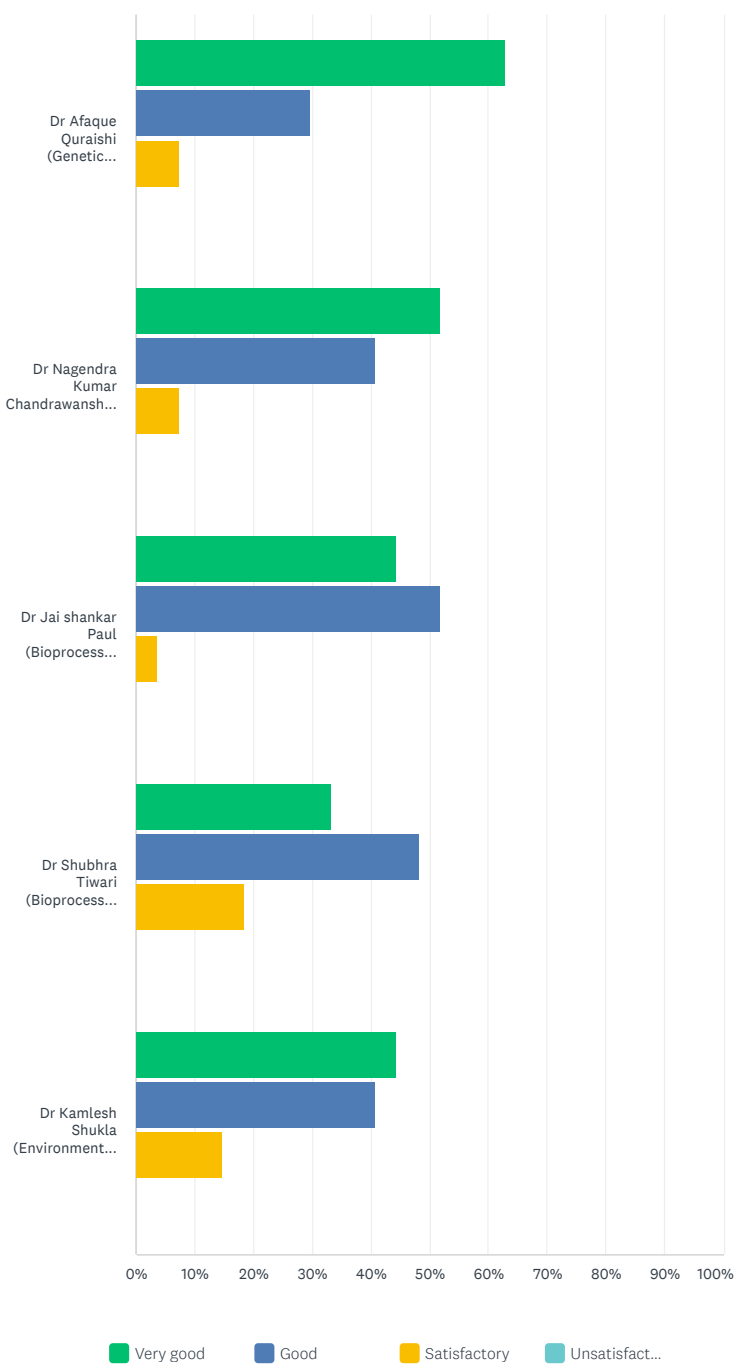
Page 1: SoS in Biotechnology

Q1

Customize Save as

Knowledge base of the teacher (as perceived by you)

Answered: 27 Skipped: 0



	VERY GOOD	GOOD	SATISFACTORY	UNSATISFACTORY	TOTAL	WEIGHTED AVERAGE
▼ Dr Afaqur Quraishi (Genetic Engineering)	62.96% 17	29.63% 8	7.41% 2	0.00% 0	27	1.44
▼ Dr Nagendra Kumar Chandrawanshi (Biology of Immune System)	51.85% 14	40.74% 11	7.41% 2	0.00% 0	27	1.56
▼ Dr Jai shankar Paul (Bioprocess Engineering and Technology)	44.44% 12	51.85% 14	3.70% 1	0.00% 0	27	1.59
▼ Dr Shubhra Tiwari (Bioprocess Engineering and Technology)	33.33% 9	48.15% 13	18.52% 5	0.00% 0	27	1.85
▼ Dr Kamlesh Shukla (Environmental Biotechnology)	44.44% 12	40.74% 11	14.81% 4	0.00% 0	27	1.70

Q2



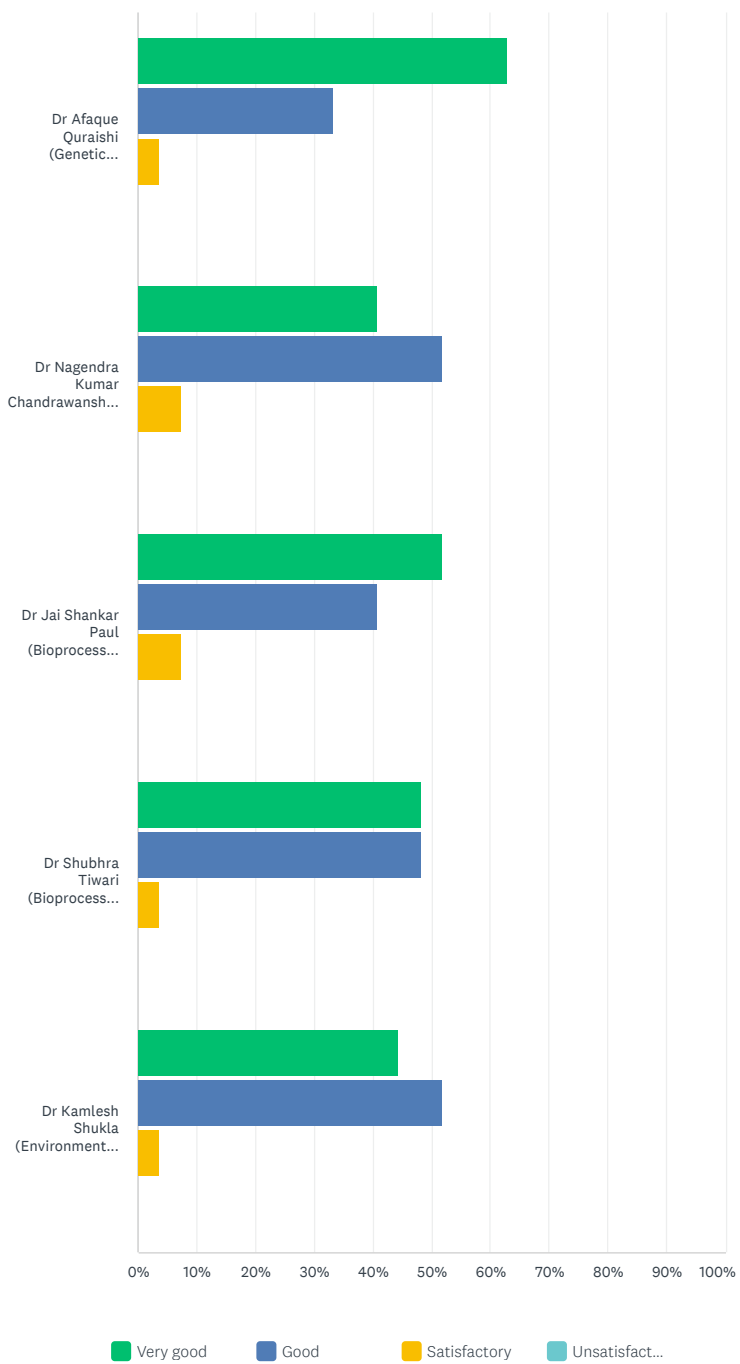
Customize

Save as ▼

Communication skills (in terms of articulation and comprehensibility)

Answered: 27 Skipped: 0





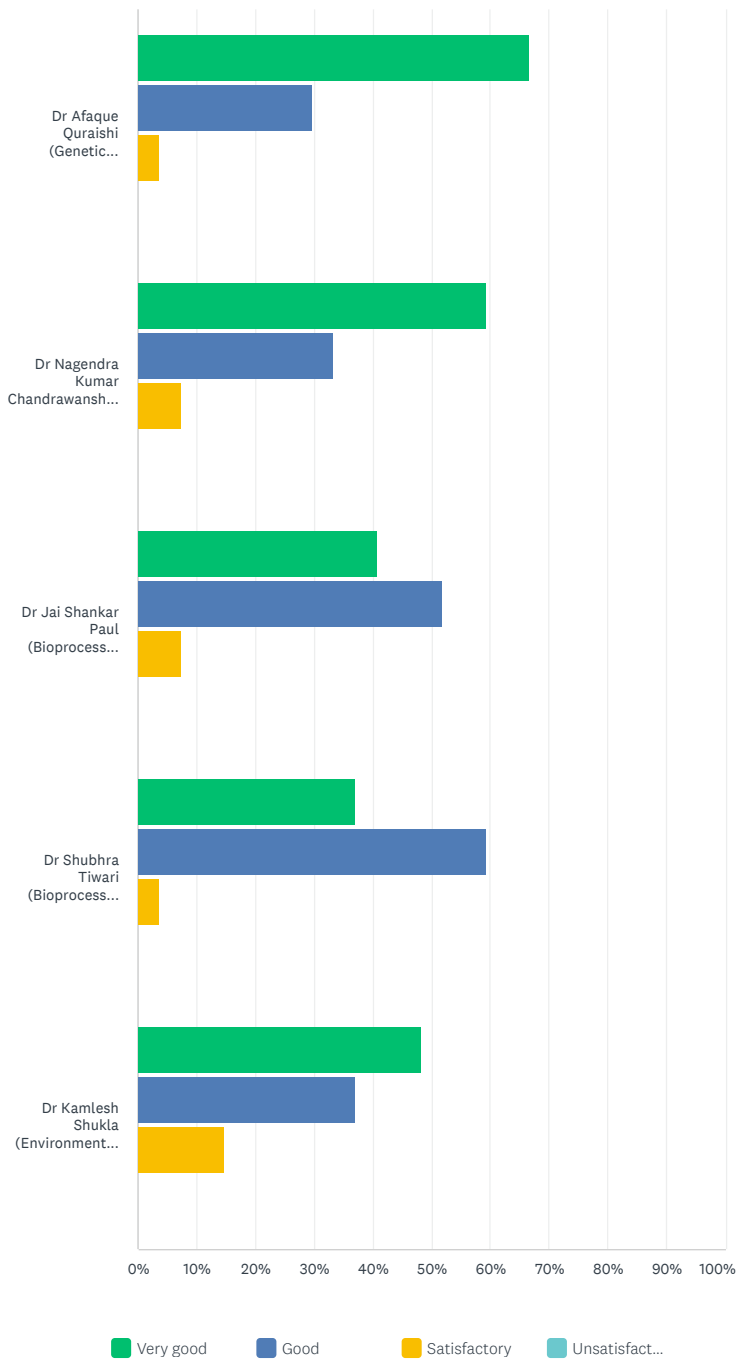
	VERY GOOD	GOOD	SATISFACTORY	UNSATISFACTORY	TOTAL	WEIGHTED AVERAGE
▼ Dr Afaque Quraishi (Genetic Engineering)	62.96% 17	33.33% 9	3.70% 1	0.00% 0	27	1.41
▼ Dr Nagendra Kumar Chandrawanshi (Biology of Immune System)	40.74% 11	51.85% 14	7.41% 2	0.00% 0	27	1.67
▼ Dr Jai Shankar Paul (Bioprocess Engineering and Technology)	51.85% 14	40.74% 11	7.41% 2	0.00% 0	27	1.56
▼ Dr Shubhra Tiwari (Bioprocess Engineering and Technology)	48.15% 13	48.15% 13	3.70% 1	0.00% 0	27	1.56
▼ Dr Kamlesh Shukla (Environmental Biotechnology)	44.44% 12	51.85% 14	3.70% 1	0.00% 0	27	1.59

Q3

Customize Save as ▼

Sincerity / Commitment of the teacher

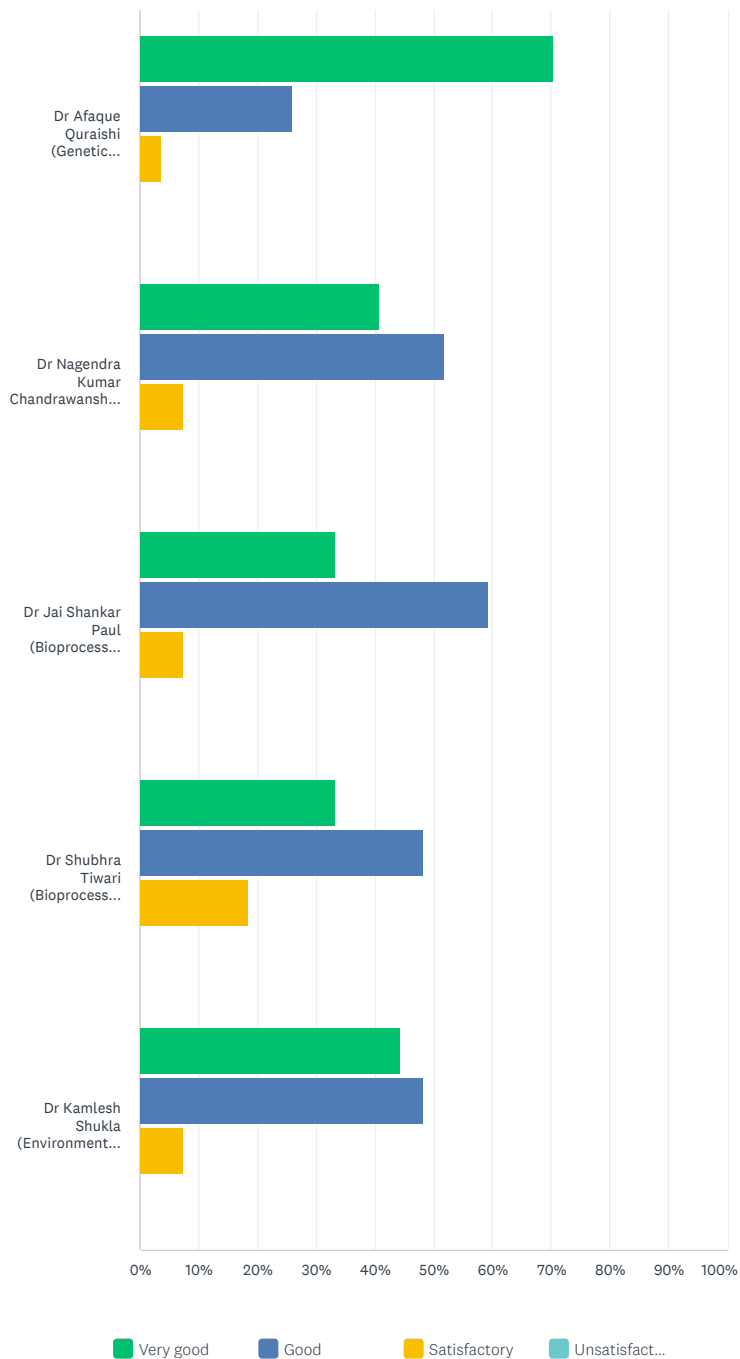




	VERY GOOD	GOOD	SATISFACTORY	UNSATISFACTORY	TOTAL	WEIGHTED AVERAGE
▼ Dr Afaque Quraishi (Genetic Engineering)	66.67% 18	29.63% 8	3.70% 1	0.00% 0	27	1.37
▼ Dr Nagendra Kumar Chandrawanshi (Biology of Immune System)	59.26% 16	33.33% 9	7.41% 2	0.00% 0	27	1.48
▼ Dr Jai Shankar Paul (Bioprocess Engineering and Technology)	40.74% 11	51.85% 14	7.41% 2	0.00% 0	27	1.67
▼ Dr Shubhra Tiwari (Bioprocess Engineering and Technology)	37.04% 10	59.26% 16	3.70% 1	0.00% 0	27	1.67
▼ Dr Kamlesh Shukla (Environmental Biotechnology)	48.15% 13	37.04% 10	14.81% 4	0.00% 0	27	1.67

Interest generated by the teacher

Answered: 27 Skipped: 0

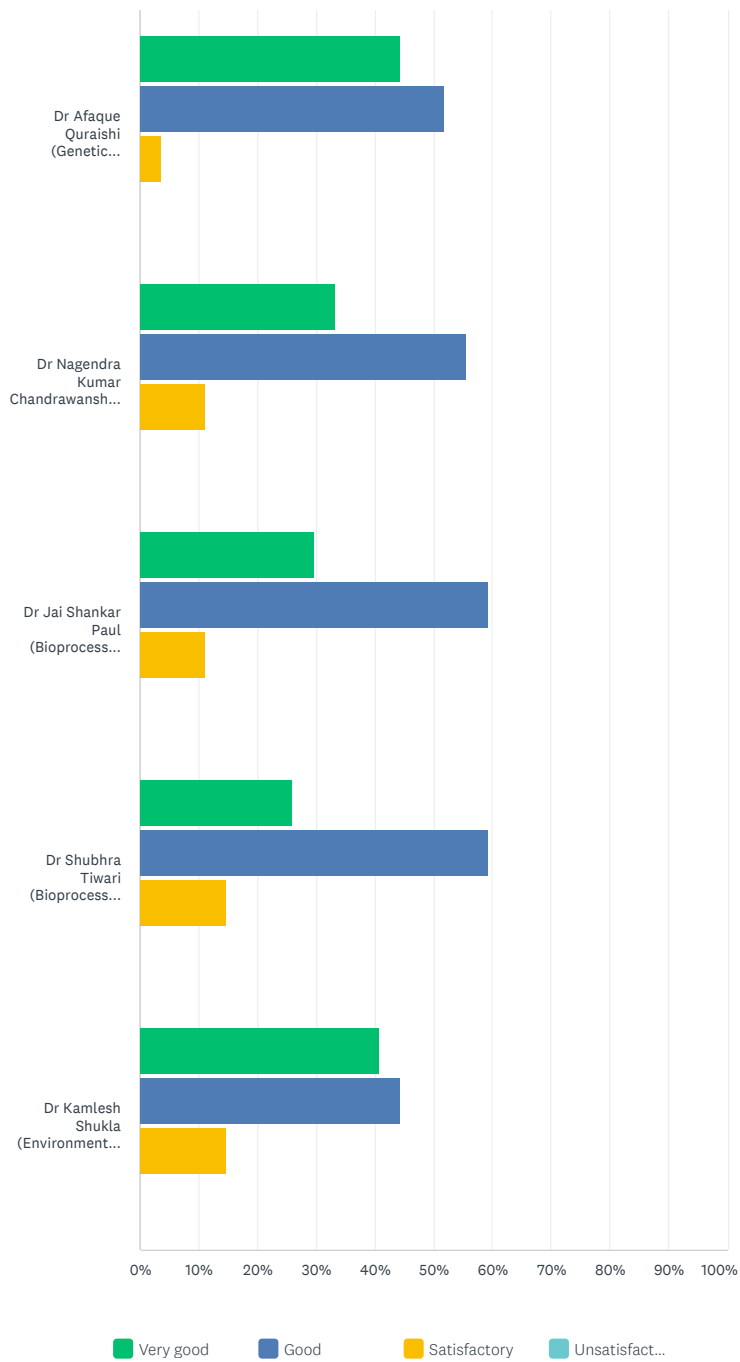


	VERY GOOD	GOOD	SATISFACTORY	UNSATISFACTORY	TOTAL	WEIGHTED AVERAGE
▼ Dr Afaque Quraishi (Genetic Engineering)	70.37% 19	25.93% 7	3.70% 1	0.00% 0	27	1.33
▼ Dr Nagendra Kumar Chandrawanshi (Biology of Immune System)	40.74% 11	51.85% 14	7.41% 2	0.00% 0	27	1.67
▼ Dr Jai Shankar Paul (Bioprocess Engineering and Technology)	33.33% 9	59.26% 16	7.41% 2	0.00% 0	27	1.74
▼ Dr Shubhra Tiwari (Bioprocess Engineering and Technology)	33.33% 9	48.15% 13	18.52% 5	0.00% 0	27	1.85
▼ Dr Kamlesh Shukla (Environmental Biotechnology)	44.44% 12	48.15% 13	7.41% 2	0.00% 0	27	1.63



Ability to integrate course material with environment / other issues, to provide a broader perspective

Answered: 27 Skipped: 0

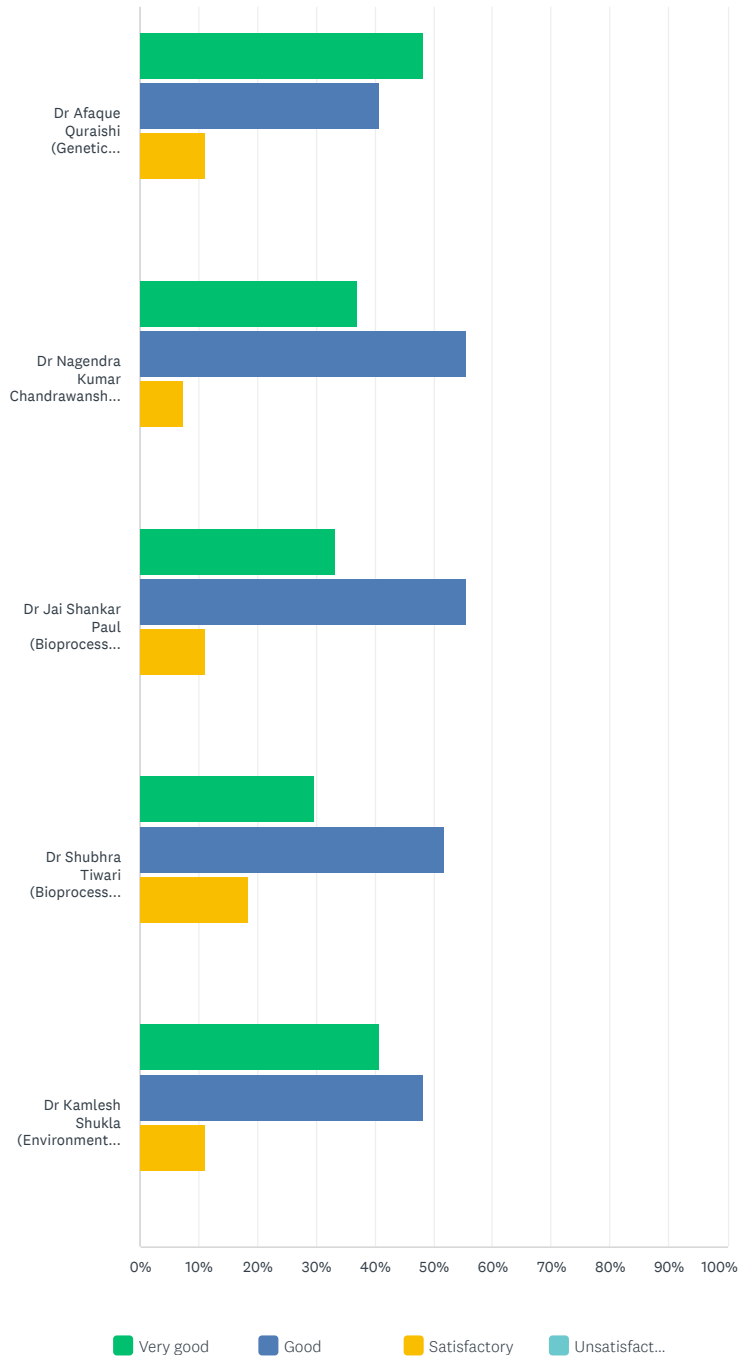


	VERY GOOD	GOOD	SATISFACTORY	UNSATISFACTORY	TOTAL	WEIGHTED AVERAGE
▼ Dr Afaque Quraishi (Genetic Engineering)	44.44% 12	51.85% 14	3.70% 1	0.00% 0	27	1.59
▼ Dr Nagendra Kumar Chandrawanshi (Biology of Immune System)	33.33% 9	55.56% 15	11.11% 3	0.00% 0	27	1.78
▼ Dr Jai Shankar Paul (Bioprocess Engineering and Technology)	29.63% 8	59.26% 16	11.11% 3	0.00% 0	27	1.81
▼ Dr Shubhra Tiwari (Bioprocess Engineering and Technology)	25.93% 7	59.26% 16	14.81% 4	0.00% 0	27	1.89
▼ Dr Kamlesh Shukla (Environmental Biotechnology)	40.74% 11	44.44% 12	14.81% 4	0.00% 0	27	1.74



Ability to integrate content with other courses

Answered: 27 Skipped: 0



	VERY GOOD	GOOD	SATISFACTORY	UNSATISFACTORY	TOTAL	WEIGHTED AVERAGE
▼ Dr Afaque Quraishi (Genetic Engineering)	48.15% 13	40.74% 11	11.11% 3	0.00% 0	27	1.63
▼ Dr Nagendra Kumar Chandrawanshi (Biology of Immune System)	37.04% 10	55.56% 15	7.41% 2	0.00% 0	27	1.70
▼ Dr Jai Shankar Paul (Bioprocess Engineering and Technology)	33.33% 9	55.56% 15	11.11% 3	0.00% 0	27	1.78
▼ Dr Shubhra Tiwari (Bioprocess Engineering and Technology)	29.63% 8	51.85% 14	18.52% 5	0.00% 0	27	1.80

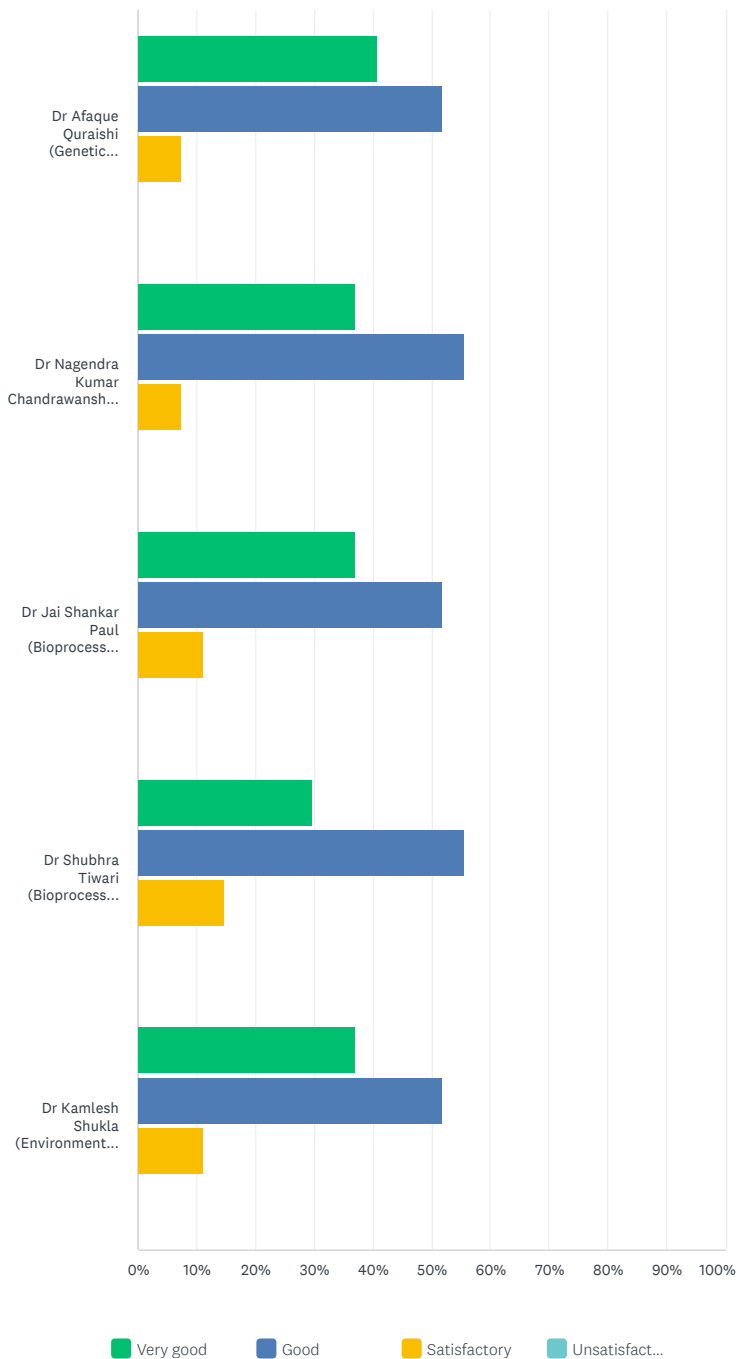
	VERY GOOD	GOOD	SATISFACTORY	UNSATISFACTORY	TOTAL	WEIGHTED AVERAGE
Dr Kamlesh Shukla (Environmental Biotechnology)	40.74% 11	48.15% 13	11.11% 3	0.00% 0	27	1.70

Q7

Customize Save as

Accessibility of the teacher in and out of the class (include availability of the teacher to motivate further study and discussion outside class)

Answered: 27 Skipped: 0



	VERY GOOD	GOOD	SATISFACTORY	UNSATISFACTORY	TOTAL	WEIGHTED AVERAGE
Dr Afaque Quraishi (Genetic Engineering)	40.74% 11	51.85% 14	7.41% 2	0.00% 0	27	1.67
Dr Nagendra Kumar Chandrawanshi (Biology of Immune System)	37.04% 10	55.56% 15	7.41% 2	0.00% 0	27	1.70

	VERY GOOD	GOOD	SATISFACTORY	UNSATISFACTORY	TOTAL	WEIGHTED AVERAGE
▼ Dr Jai Shankar Paul (Bioprocess Engineering and Technology)	37.04% 10	51.85% 14	11.11% 3	0.00% 0	27	1.74
▼ Dr Shubhra Tiwari (Bioprocess Engineering and Technology)	29.63% 8	55.56% 15	14.81% 4	0.00% 0	27	1.85
▼ Dr Kamlesh Shukla (Environmental Biotechnology)	37.04% 10	51.85% 14	11.11% 3	0.00% 0	27	1.74

Q8

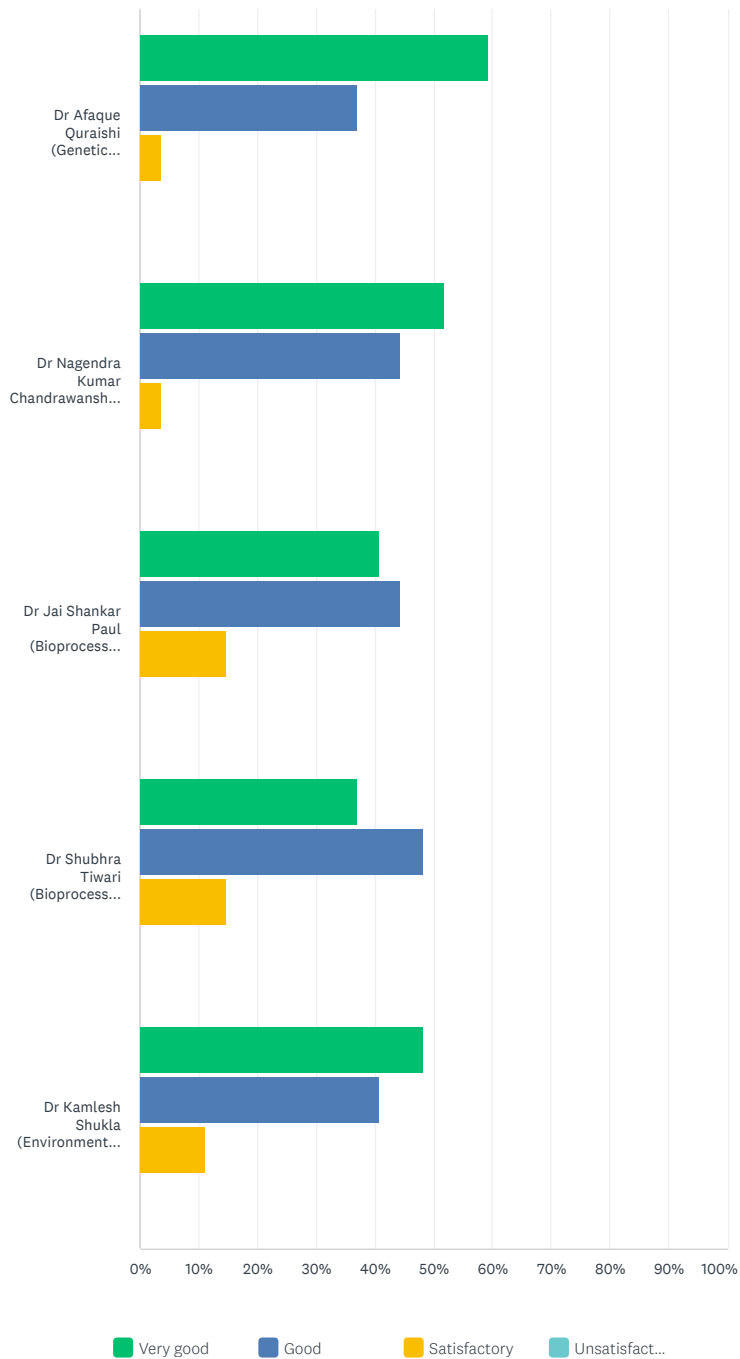


Customize

Save as ▼

Ability to design quizzes / tests / assignment / examination and projects to evaluate students' understanding of the course

Answered: 27 Skipped: 0



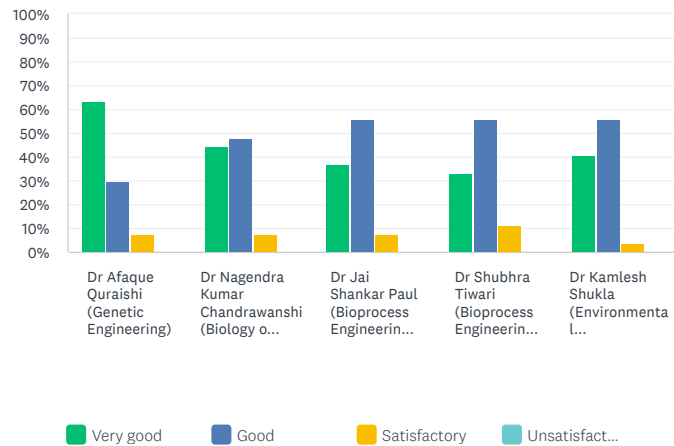
	VERY GOOD	GOOD	SATISFACTORY	UNSATISFACTORY	TOTAL	WEIGHTED AVERAGE
Dr Afaqur Quraishi (Genetic Engineering)	59.26% 16	37.04% 10	3.70% 1	0.00% 0	27	1.44
Dr Nagendra Kumar Chandrawanshi (Biology of Immune System)	51.85% 14	44.44% 12	3.70% 1	0.00% 0	27	1.52
Dr Jai Shankar Paul (Bioprocess Engineering and Technology)	40.74% 11	44.44% 12	14.81% 4	0.00% 0	27	1.74
Dr Shubhra Tiwari (Bioprocess Engineering and Technology)	37.04% 10	48.15% 13	14.81% 4	0.00% 0	27	1.78
Dr Kamlesh Shukla (Environmental Biotechnology)	48.15% 13	40.74% 11	11.11% 3	0.00% 0	27	1.63

Q9

Customize Save as

Overall rating

Answered: 27 Skipped: 0



	VERY GOOD	GOOD	SATISFACTORY	UNSATISFACTORY	TOTAL	WEIGHTED AVERAGE
Dr Afaqur Quraishi (Genetic Engineering)	62.96% 17	29.63% 8	7.41% 2	0.00% 0	27	1.44
Dr Nagendra Kumar Chandrawanshi (Biology of Immune System)	44.44% 12	48.15% 13	7.41% 2	0.00% 0	27	1.63
Dr Jai Shankar Paul (Bioprocess Engineering and Technology)	37.04% 10	55.56% 15	7.41% 2	0.00% 0	27	1.70
Dr Shubhra Tiwari (Bioprocess Engineering and Technology)	33.33% 9	55.56% 15	11.11% 3	0.00% 0	27	1.78
Dr Kamlesh Shukla (Environmental Biotechnology)	40.74% 11	55.56% 15	3.70% 1	0.00% 0	27	1.63

Q10

Save as

Suggestion

Answered: 6 Skipped: 21

RESPONSES (6)

WORD CLOUD

TAGS (0)

Sentiments: OFF

Search Responses

Filter: by tag

Showing 6 responses

12/20/2023 10:41 PM

[View respondent's answers](#) [Add tags](#) ▼

No suggestion

12/20/2023 08:54 PM

[View respondent's answers](#) [Add tags](#) ▼

All are good

12/20/2023 07:22 PM

[View respondent's answers](#) [Add tags](#) ▼

Industrial toor visiting

12/20/2023 06:24 PM

[View respondent's answers](#) [Add tags](#) ▼

Everything is satisfactory!!!

12/20/2023 06:17 PM

[View respondent's answers](#) [Add tags](#) ▼

ENGLISH ▼

[About SurveyMonkey](#) • [Careers](#) • [Developers](#) • [Privacy Notice](#) • [California Privacy Notice](#) • [Email Opt-In](#) • [Help](#) • [Cookies Notice](#) • [Copyright © 1999-2024 SurveyMonkey](#) • [Customise](#)



RULES ?



+ FILTER

+ COMPARE

+ SHOW

No rules applied ?

Rules allow you to **FILTER**, **COMPARE** and **SHOW** results to see trends and patterns.

[Learn more »](#)

RESPONDENTS: 17 of 17

Page 1:

Q1

Save as ▾

Address

Answered: 17 Skipped: 0

ANSWER CHOICES		RESPONSES	
Name (नाम) :	Responses	100.00%	17
Gender (लिंग) :	Responses	100.00%	17
Age (उम्र) :	Responses	100.00%	17
Name of the Student (छात्र/छात्रा का नाम):	Responses	94.12%	16
Occupation (व्यवसाय):	Responses	100.00%	17
Address (पता):	Responses	100.00%	17
Year Passed Out:	Responses	0.00%	0
Contact address:	Responses	0.00%	0
Email Address	Responses	0.00%	0
Phone or Mobile Number (फोन या मोबाइल नंबर):	Responses	100.00%	17

Q2

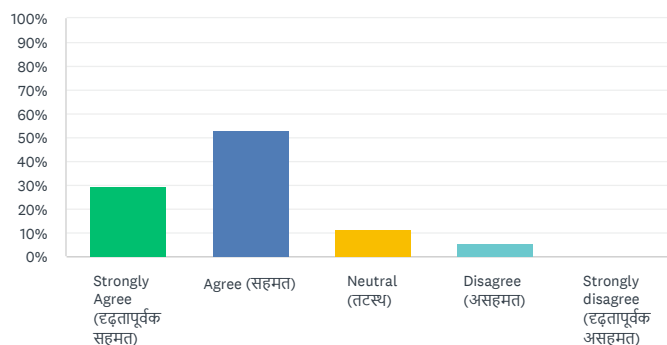
CHART TYPE DISPLAY OPTIONS COLORS LABELS Apply to all (Some may not change) ?

CANCEL

SAVE

Getting admission to the University for my ward is a matter of pride for me. (मेरे बेटे/बेटी के लिए विश्वविद्यालय में प्रवेश मिलना मेरे लिए गर्व की बात है।)

Answered: 17 Skipped: 0



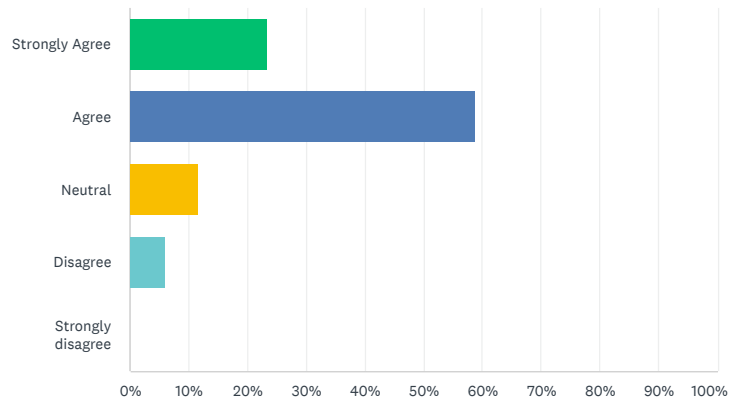
ANSWER CHOICES	RESPONSES	
Strongly Agree (दृढ़तापूर्वक सहमत)	29.41%	5
Agree (सहमत)	52.94%	9
Neutral (तटस्थ)	11.76%	2
Disagree (असहमत)	5.88%	1
Strongly disagree (दृढ़तापूर्वक असहमत)	0.00%	0
TOTAL		17

Q3

Customize Save as

The admission process in the University is fair and accurate and the University Employees are cooperative. (विश्वविद्यालय में प्रवेश प्रक्रिया निष्पक्ष और सटीक है और विश्वविद्यालय के कर्मचारी सहयोगी हैं।)

Answered: 17 Skipped: 0



ANSWER CHOICES	RESPONSES	
Strongly Agree	23.53%	4
Agree	58.82%	10
Neutral	11.76%	2
Disagree	5.88%	1
Strongly disagree	0.00%	0
TOTAL		17

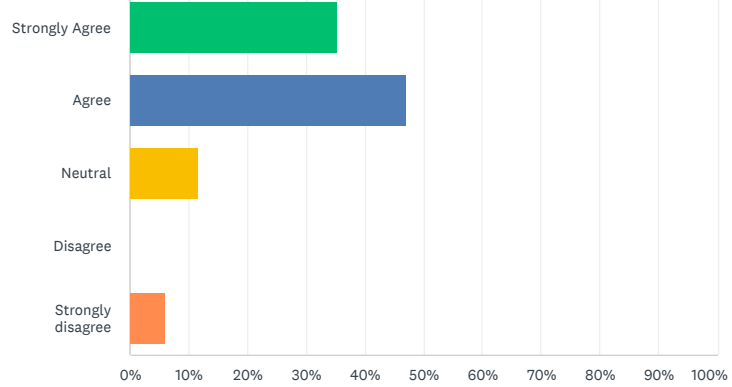
Q4

Customize Save as

My ward is improving his knowledge base through interaction with professors of the University. (मेरा बच्चा विश्वविद्यालय के प्रोफेसरों के साथ बातचीत के माध्यम से अपने ज्ञान के आधार में सुधार कर रहा है।)

Answered: 17 Skipped: 0





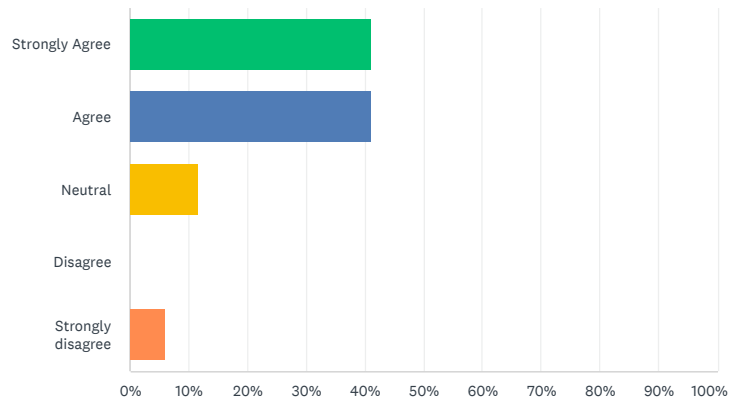
ANSWER CHOICES	RESPONSES	
Strongly Agree	35.29%	6
Agree	47.06%	8
Neutral	11.76%	2
Disagree	0.00%	0
Strongly disagree	5.88%	1
TOTAL		17

Q5

Customize Save as

The discipline in the University is good. and also The atmosphere in the University is conducive for learning. (विश्वविद्यालय में अनुशासन अच्छा है; साथ ही विश्वविद्यालय का माहौल सीखने के लिए अनुकूल है।)

Answered: 17 Skipped: 0



ANSWER CHOICES	RESPONSES	
Strongly Agree	41.18%	7
Agree	41.18%	7
Neutral	11.76%	2
Disagree	0.00%	0
Strongly disagree	5.88%	1
TOTAL		17

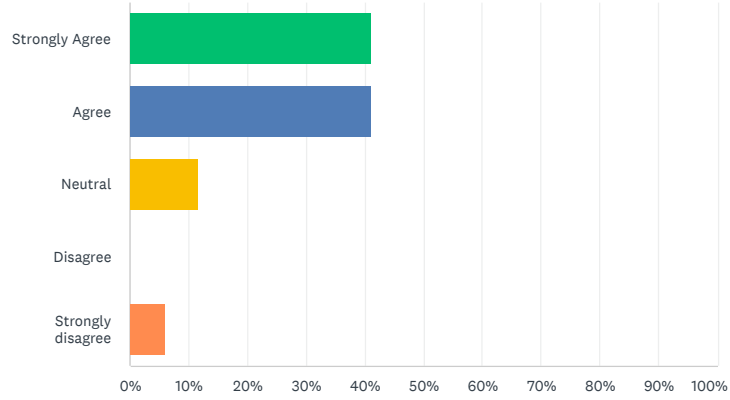
Q6

Customize Save as



There is a positive change in the behavior of my ward after joining the University.(विश्वविद्यालय में प्रवेश लेने के बाद मेरे बच्चे के व्यवहार में सकारात्मक परिवर्तन आया है।)

Answered: 17 Skipped: 0



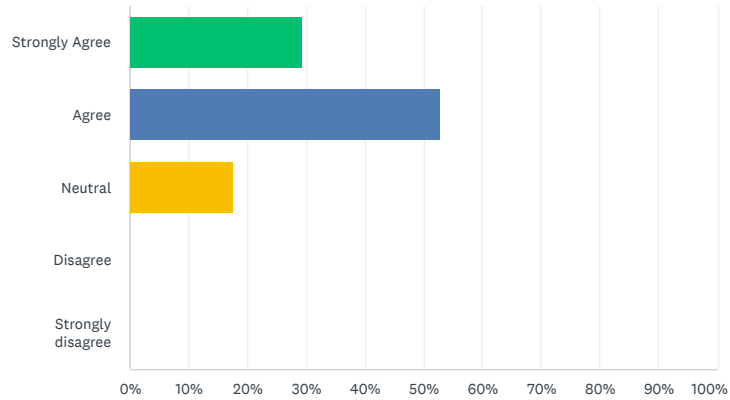
ANSWER CHOICES	RESPONSES
Strongly Agree	41.18% 7
Agree	41.18% 7
Neutral	11.76% 2
Disagree	0.00% 0
Strongly disagree	5.88% 1
TOTAL	17

Q7

Customize Save as

I have great respect for Pt. Ravishankar Shukla University. and Pt. Ravishankar Shukla University is one of the best Universities in CG.(मैं पं रविशंकर शुक्ल विश्वविद्यालय का बहुत सम्मान करता हूँ। और पं. रविशंकर शुक्ल विश्वविद्यालय छत्तीसगढ़ के सर्वश्रेष्ठ विश्वविद्यालयों में से एक है।)

Answered: 17 Skipped: 0



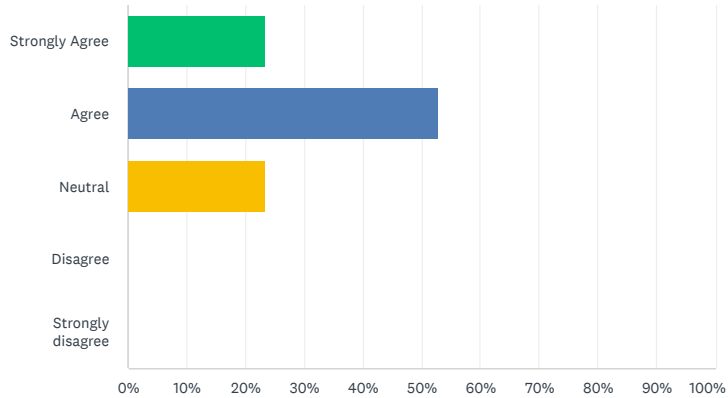
ANSWER CHOICES	RESPONSES
Strongly Agree	29.41% 5
Agree	52.94% 9
Neutral	17.65% 3
Disagree	0.00%
Strongly disagree	0.00%
TOTAL	17

Q8

Customize Save as

The University information is accessible to all and The curriculum of the course is well designed and promotes the learning experience of the students.(विश्वविद्यालय की जानकारी सभी के लिए सुलभ है और पाठ्यक्रम का पाठ्यक्रम अच्छी तरह से डिजाइन किया गया है और छात्रों के सीखने के अनुभव को बढ़ावा देता है।)

Answered: 17 Skipped: 0



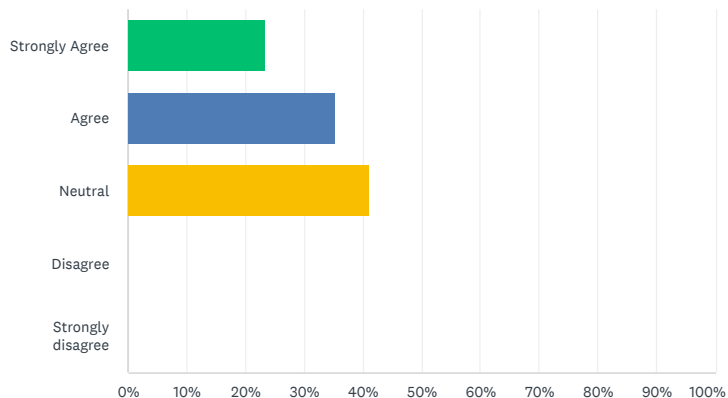
ANSWER CHOICES	RESPONSES
Strongly Agree	23.53% 4
Agree	52.94% 9
Neutral	23.53% 4
Disagree	0.00% 0
Strongly disagree	0.00% 0
TOTAL	17

Q9

Customize Save as

Employability is given focus in the curriculum design, the curriculum incorporates recent changes in the area.(पाठ्यक्रम डिजाइन में रोजगार पर ध्यान दिया जाता है, और पाठ्यक्रम क्षेत्र में हाल के परिवर्तनों को शामिल करता है।)

Answered: 17 Skipped: 0



ANSWER CHOICES	RESPONSES	
Strongly Agree	23.53%	4
Agree	35.29%	6
Neutral	41.18%	7
Disagree	0.00%	0
Strongly disagree	0.00%	0
TOTAL		17

Q10

 Save as

Suggestions for further improvement:(आगे सुधार के लिए सुझावः)

Answered: 4 Skipped: 13

RESPONSES (4)

 WORD CLOUD

 TAGS (0)

 Sentiments: OFF 

 Filter: by tag

Showing 4 responses

Internship and job placement should be provided for students.

12/28/2023 08:16 PM

[View respondent's answers](#) [Add tags](#)

Placement

12/28/2023 07:52 PM

[View respondent's answers](#) [Add tags](#)

Placement Cell

12/21/2023 07:45 PM

[View respondent's answers](#) [Add tags](#)

No suggestions

12/20/2023 08:46 PM

[View respondent's answers](#) [Add tags](#)

ENGLISH

[About SurveyMonkey](#) • [Careers](#) • [Developers](#) • [Privacy Notice](#) • [California Privacy Notice](#) • [Email Opt-In](#) • [Help](#) • [Cookies Notice](#) • [Copyright © 1999-2024 SurveyMonkey](#) • [Customise](#)



Feedback from Support Staff SoS in Biotechnology Pt. RSU, Raipur Session July Dec 2023

0

SUMMARY → DESIGN SURVEY → COLLECT RESPONSES → **ANALYZE RESULTS** → PRESENT RESULTS

Question Summaries Insights and Data Trends Individual Responses

[Rules](#) [Saved views](#) [Shared data](#) [Exports](#) [Insights](#)

[Add to dashboard](#) [Save as](#)

RULES ?

[+ FILTER](#) [+ COMPARE](#) [+ SHOW](#)

No rules applied ?

Rules allow you to **FILTER**, **COMPARE** and **SHOW** results to see trends and patterns.

[Learn more »](#)

RESPONDENTS: 2 of 2

Page 1:

Q1

[Save as](#)

Address

Answered: 2 Skipped: 0

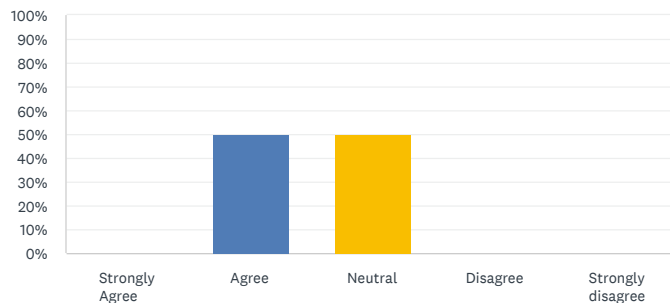
ANSWER CHOICES		RESPONSES	
Name:	Responses	100.00%	2
Gender:	Responses	100.00%	2
Designation	Responses	100.00%	2
Experience (in Completed year) :	Responses	100.00%	2
Section/SoS:	Responses	100.00%	2
Address:	Responses	100.00%	2
Year Passed Out:	Responses	0.00%	0
Contact address:	Responses	0.00%	0
Email Address	Responses	0.00%	0
Phone Number	Responses	0.00%	0

Q2

[Customize](#) [Save as](#)

The procedures followed in the University are effective (विश्वविद्यालय में अपनाई जाने वाली प्रक्रियाएं प्रभावी हैं)

Answered: 2 Skipped: 0



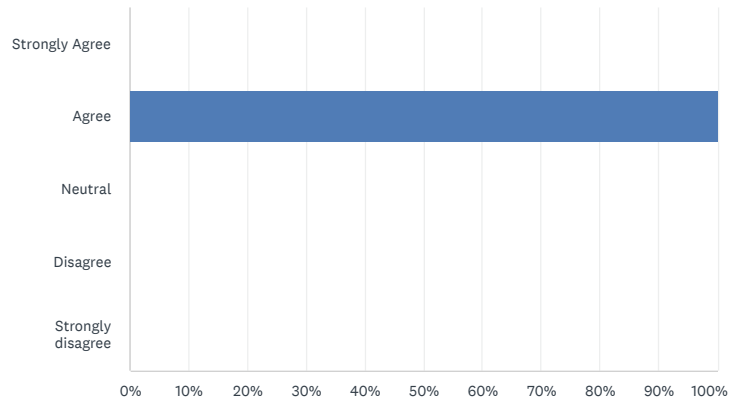
ANSWER CHOICES		RESPONSES	
Strongly Agree		0.00%	0
Agree		50.00%	1
Neutral		50.00%	1
Disagree		0.00%	0
Strongly disagree		0.00%	0
TOTAL			

Q3

Customize Save as

The Work distribution is fair and The work load is reasonable. (कार्य वितरण उचित है और कार्यभार उचित है।)

Answered: 2 Skipped: 0



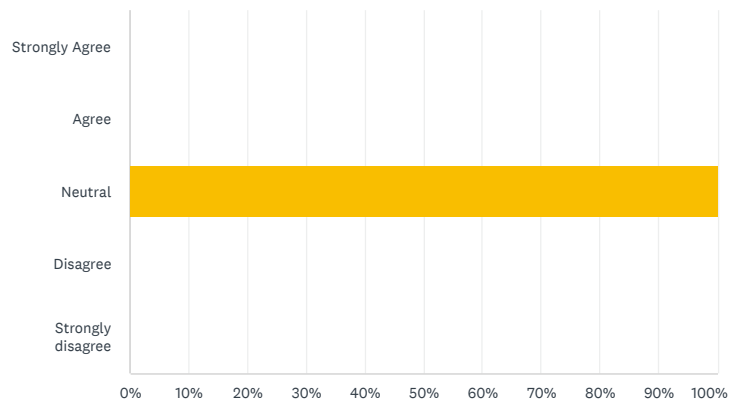
ANSWER CHOICES	RESPONSES	
Strongly Agree	0.00%	0
Agree	100.00%	2
Neutral	0.00%	0
Disagree	0.00%	0
Strongly disagree	0.00%	0
TOTAL		2

Q4

Customize Save as

The placement of the employees is as per the job requirements (कर्मचारियों की नियुक्ति नौकरी की आवश्यकताओं के अनुसार है)

Answered: 2 Skipped: 0



ANSWER CHOICES	RESPONSES	
Strongly Agree	0.00%	0
Agree	0.00%	0
Neutral	100.00%	2
Disagree	0.00%	0
Strongly disagree	0.00%	0
TOTAL		2

Q5

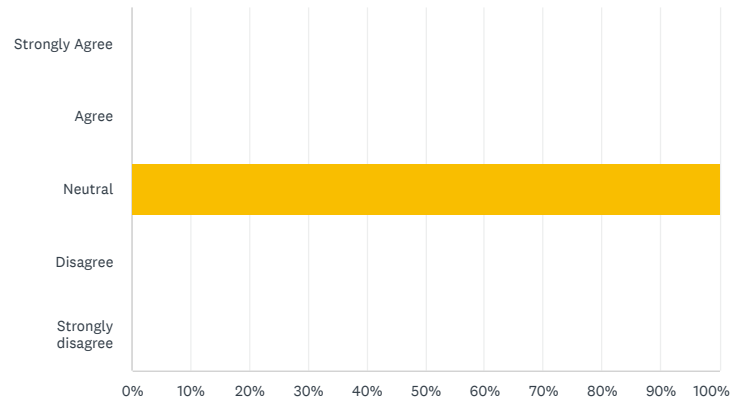


Customize

Save as ▼

The training programs organized at the Human Resource Development Center of the University are helpful (विश्वविद्यालय के मानव संसाधन विकास केंद्र में आयोजित प्रशिक्षण कार्यक्रम सहायक होते हैं)

Answered: 2 Skipped: 0



ANSWER CHOICES	RESPONSES
Strongly Agree	0.00% 0
Agree	0.00% 0
Neutral	100.00% 2
Disagree	0.00% 0
Strongly disagree	0.00% 0
TOTAL	2

Q6

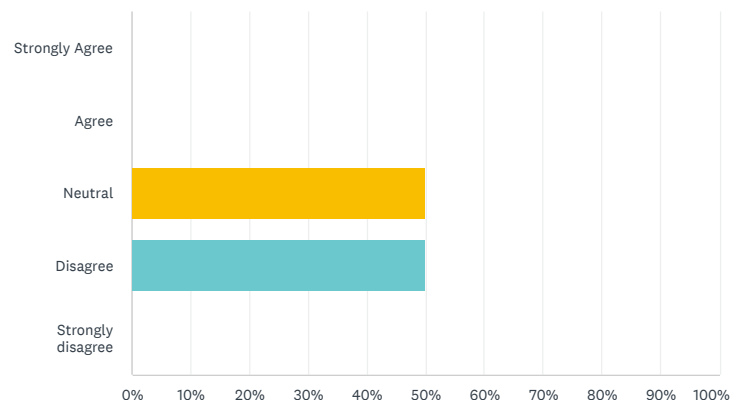


Customize

Save as ▼

The promotion policies of the University are encouraging and the infrastructure facilities are supporting the work environment (विश्वविद्यालय की पदोन्नति नीतियां उत्साहजनक हैं और बुनियादी सुविधाएं काम के माहौल का समर्थन कर रही हैं)

Answered: 2 Skipped: 0



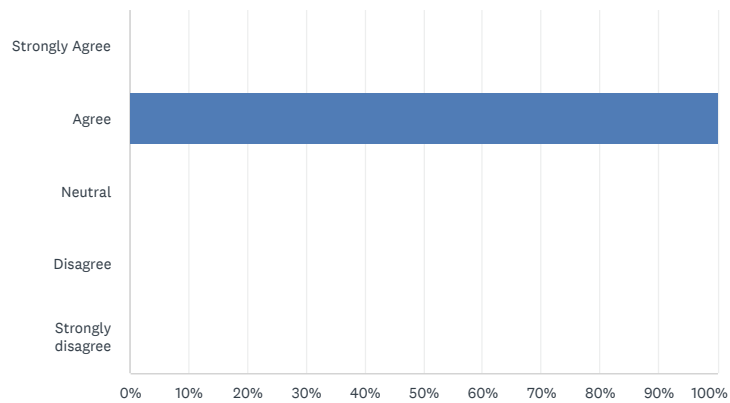
ANSWER CHOICES	RESPONSES	
Strongly Agree	0.00%	0
Agree	0.00%	0
Neutral	50.00%	1
Disagree	50.00%	1
Strongly disagree	0.00%	0
TOTAL		2

Q7

[Customize](#) [Save as](#)

The employees are having clear understanding of their roles and responsibilities, Also The superior-subordinate relationships are fine. (कर्मचारियों को उनकी भूमिकाओं और जिम्मेदारियों की स्पष्ट समझ हो रही है, साथ ही बेहतर-अधीनस्थ संबंध ठीक हैं।)

Answered: 2 Skipped: 0



ANSWER CHOICES	RESPONSES	
Strongly Agree	0.00%	0
Agree	100.00%	2
Neutral	0.00%	0
Disagree	0.00%	0
Strongly disagree	0.00%	0
TOTAL		2

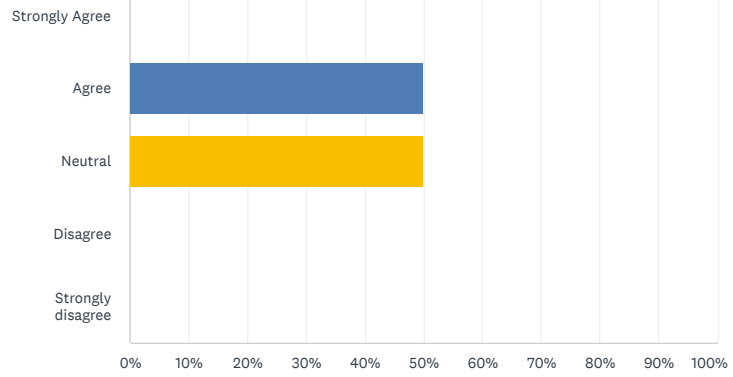
Q8

[Customize](#) [Save as](#)

The administration respects women employees and treats them well, and further The employees have the opportunity to contribute to process development. (प्रशासन महिला कर्मचारियों का सम्मान करता है और उनके साथ अच्छा व्यवहार करता है, और आगे कर्मचारियों को प्रक्रिया के विकास में योगदान करने का अवसर मिलता है।)

Answered: 2 Skipped: 0





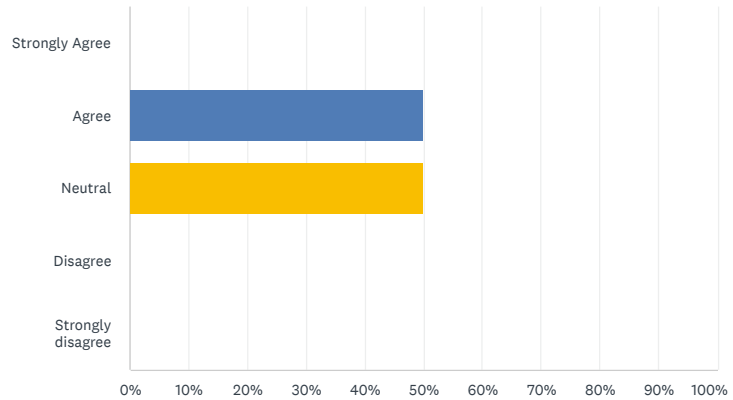
ANSWER CHOICES	RESPONSES
Strongly Agree	0.00% 0
Agree	50.00% 1
Neutral	50.00% 1
Disagree	0.00% 0
Strongly disagree	0.00% 0
TOTAL	2

Q9

Customize Save as

The employee grievances are settled fairly and also The University provides opportunities and support to the Staff and their family members. (कर्मचारियों की शिकायतों का निष्पक्ष रूप से निपटारा किया जाता है और विश्वविद्यालय कर्मचारियों और उनके परिवार के सदस्यों को अवसर और सहायता भी प्रदान करता है।)

Answered: 2 Skipped: 0



ANSWER CHOICES	RESPONSES
Strongly Agree	0.00% 0
Agree	50.00% 1
Neutral	50.00% 1
Disagree	0.00% 0
Strongly disagree	0.00% 0
TOTAL	2

Q10

Save

Suggestions for further improvement:(आगे सुधार के लिए सुझावः)

Answered: 2 Skipped: 0

RESPONSES (2)

WORD CLOUD

TAGS (0)

Sentiments: OFF

Search Responses

Filter: by tag

Showing 2 responses

Promotion should be in time. Promotion from peon to LDC is scheduled after five years but after eleven years there is no updates and no progress for promotion scheme.

12/22/2023 03:16 PM

[View respondent's answers](#) [Add tags](#)

Promotion scheme should be implemented for Research Assistant.

12/20/2023 07:13 PM

[View respondent's answers](#) [Add tags](#)

ENGLISH

[About SurveyMonkey](#) • [Careers](#) • [Developers](#) • [Privacy Notice](#) • [California Privacy Notice](#) • [Email Opt-In](#) • [Help](#) • [Cookies Notice](#) • [Copyright © 1999-2024 SurveyMonkey](#) • [Customise](#)



RULES

[+ FILTER](#)[+ COMPARE](#)[+ SHOW](#)

No rules applied

Rules allow you to **FILTER**, **COMPARE** and **SHOW** results to see trends and patterns.

[Learn more »](#)

RESPONDENTS: 33 of 33

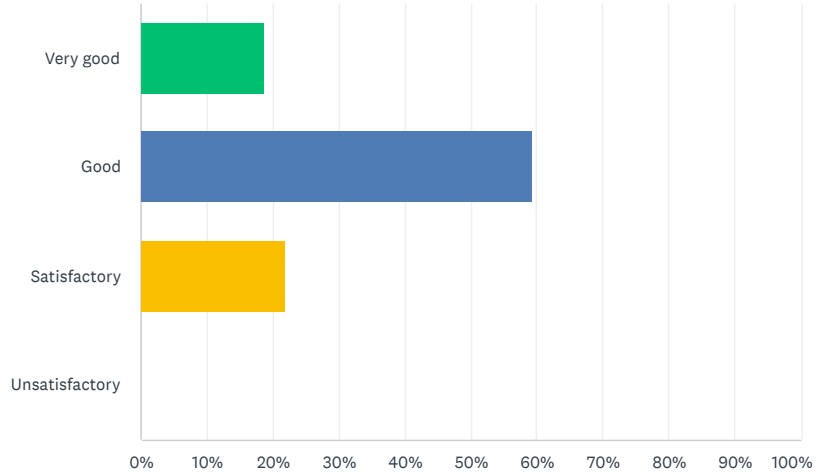
Page 1:

Q1

[Customize](#)[Save as](#)

Depth of the course content including project work, if any

Answered: 32 Skipped: 1



ANSWER CHOICES	RESPONSES
Very good	18.75% 6
Good	59.38% 19
Satisfactory	21.88% 7
Unsatisfactory	0.00% 0
TOTAL	32

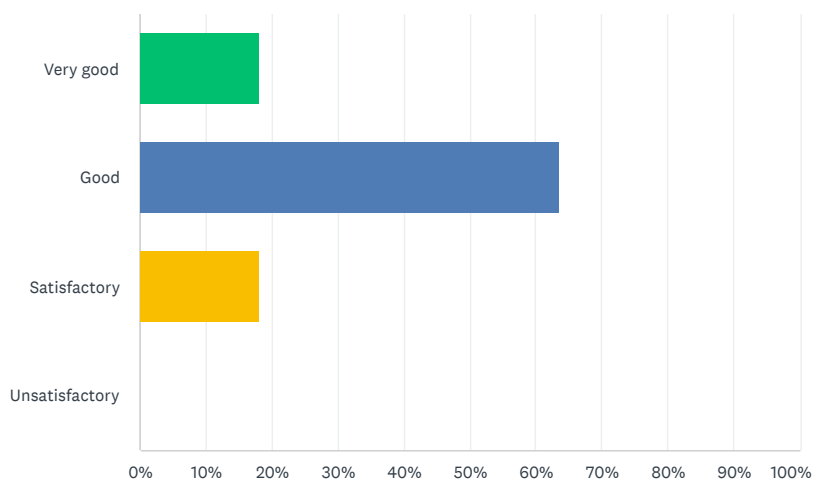
Q2

[Customize](#)[Save as](#)

Extent of coverage of course

Answered: 33 Skipped: 0





ANSWER CHOICES	RESPONSES	
Very good	18.18%	6
Good	63.64%	21
Satisfactory	18.18%	6
Unsatisfactory	0.00%	0
TOTAL		33

Q3

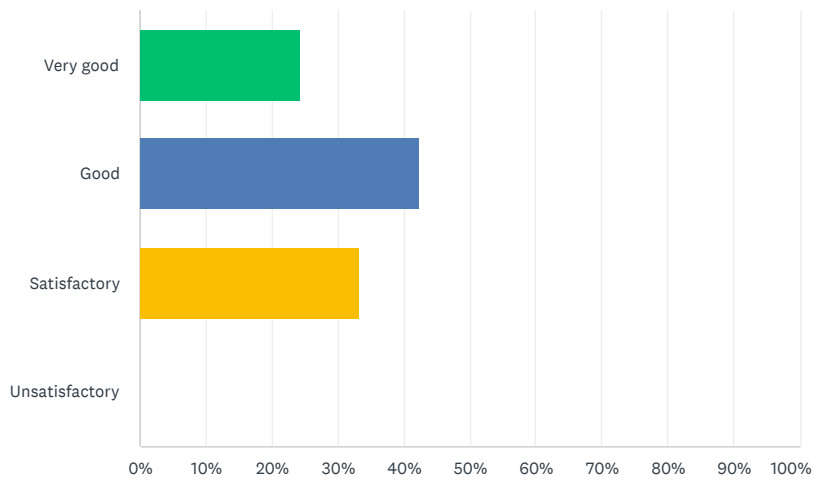


Customize

Save as

Applicability / relevance to real life situations

Answered: 33 Skipped: 0



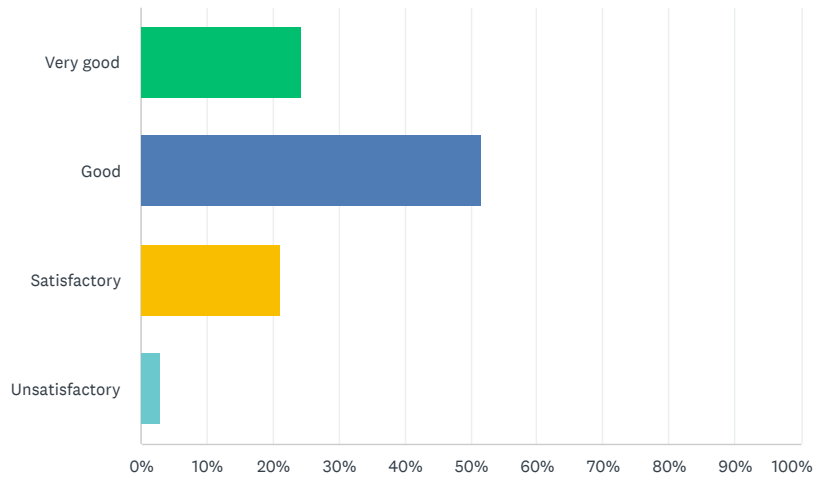
ANSWER CHOICES	RESPONSES	
Very good	24.24%	8
Good	42.42%	14
Satisfactory	33.33%	11
Unsatisfactory	0.00%	0
TOTAL		33



Q4

Learning value (in terms of knowledge, concepts, manual skills, analytical abilities and broadening perspectives)

Answered: 33 Skipped: 0

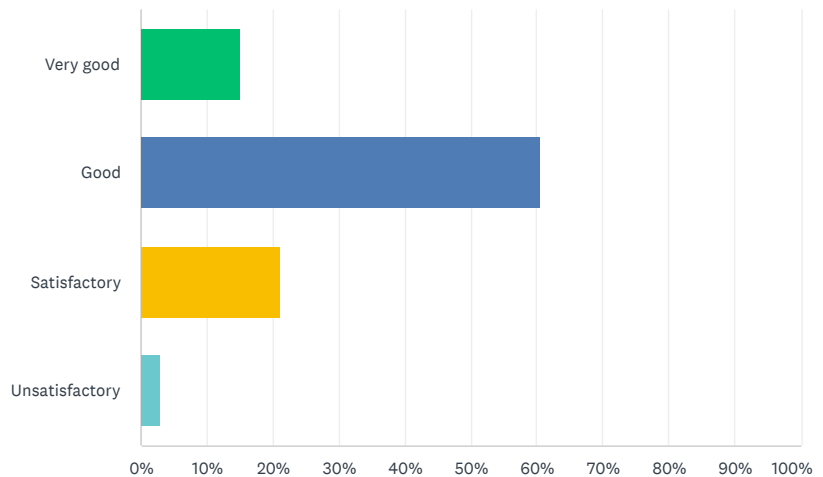


ANSWER CHOICES	RESPONSES
Very good	24.24% 8
Good	51.52% 17
Satisfactory	21.21% 7
Unsatisfactory	3.03% 1
TOTAL	33

Q5


Clarity and relevance of textual reading material

Answered: 33 Skipped: 0



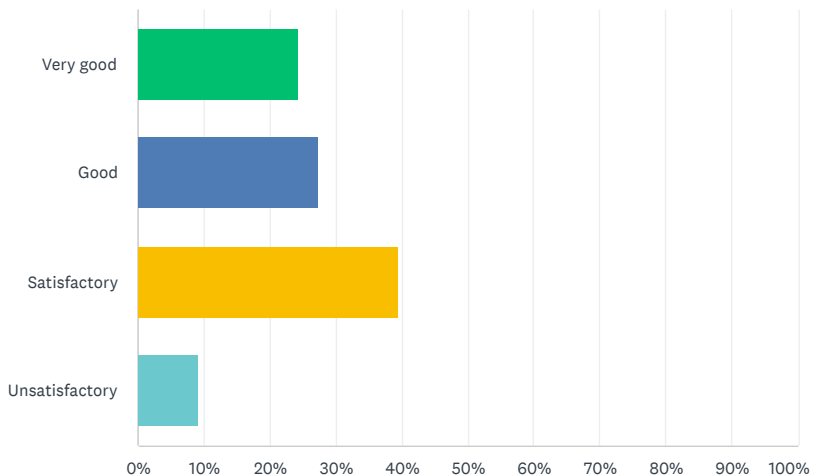
ANSWER CHOICES	RESPONSES
Very good	15.15% 5
Good	60.61% 20
Satisfactory	21.21% 7
Unsatisfactory	3.03% 1
TOTAL	33

Q6


Customize
Save as


Relevance of additional source material (Library)

Answered: 33 Skipped: 0



ANSWER CHOICES	RESPONSES
Very good	24.24% 8
Good	27.27% 9
Satisfactory	39.39% 13
Unsatisfactory	9.09% 3
TOTAL	33

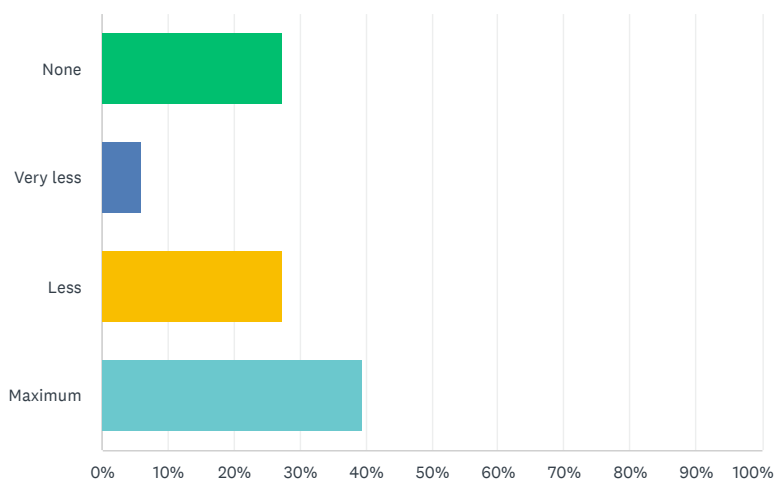
Q7


Customize
Save as

Extent of effort required by students (you) to cope with the course/ program

Answered: 33 Skipped: 0





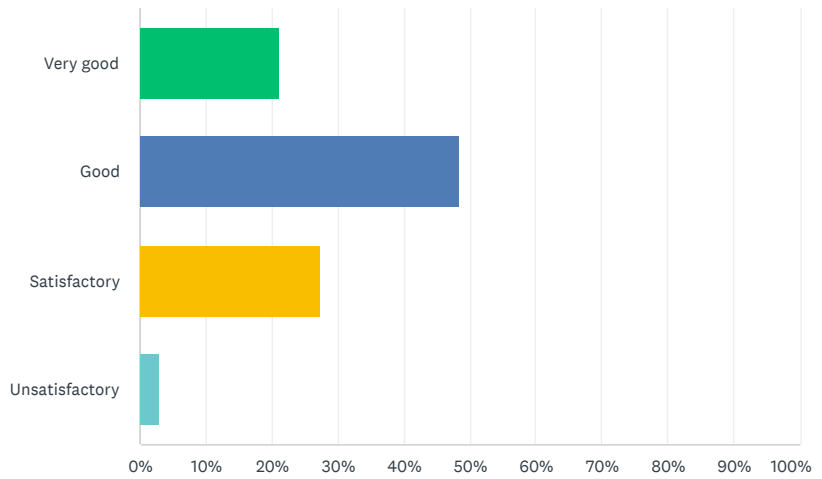
ANSWER CHOICES	RESPONSES
None	27.27% 9
Very less	6.06% 2
Less	27.27% 9
Maximum	39.39% 13
TOTAL	33

Q8

[Customize](#) [Save as](#)

Provision of sufficient time for feedback

Answered: 33 Skipped: 0

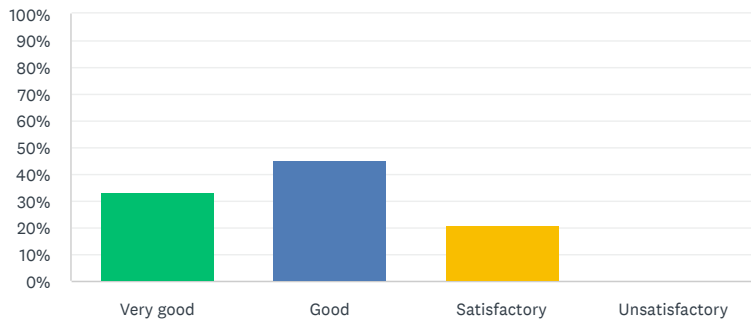


ANSWER CHOICES	RESPONSES
Very good	21.21% 7
Good	48.48% 16
Satisfactory	27.27% 9
Unsatisfactory	3.03% 1
TOTAL	33



Overall rating

Answered: 33 Skipped: 0



ANSWER CHOICES	RESPONSES
Very good	33.33% 11
Good	45.45% 15
Satisfactory	21.21% 7
Unsatisfactory	0.00% 0
TOTAL	33

ENGLISH



RULES

+ FILTER + COMPARE + SHOW

No rules applied

Rules allow you to **FILTER**, **COMPARE** and **SHOW** results to see trends and patterns.

[Learn more »](#)

RESPONDENTS: 31 of 31

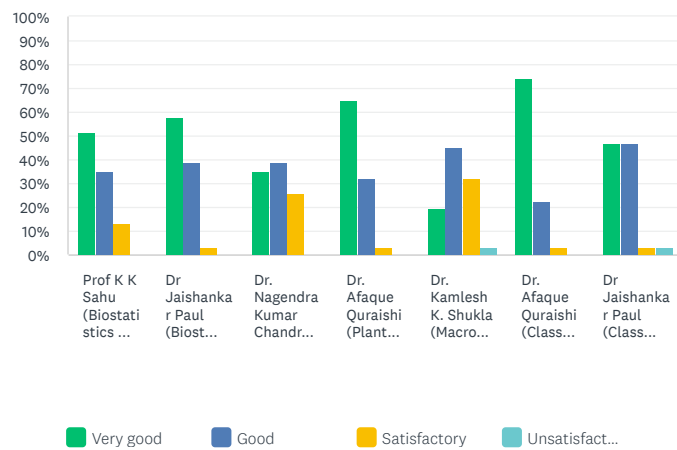
Page 1: SoS in Biotechnology

Q1

Customize Save as

A knowledge base of the teacher (as perceived by you)

Answered: 31 Skipped: 0



	VERY GOOD	GOOD	SATISFACTORY	UNSATISFACTORY	TOTAL	WEIGHTED AVERAGE
Prof K K Sahu (Biostatistics & Computer Application in Biotechnology)	51.61% 16	35.48% 11	12.90% 4	0.00% 0	31	1.61
Dr Jaishankar Paul (Biostatistics & Computer Application in Biotechnology)	58.06% 18	38.71% 12	3.23% 1	0.00% 0	31	1.45
Dr. Nagendra Kumar Chandrawanshi (Molecular Biology)	35.48% 11	38.71% 12	25.81% 8	0.00% 0	31	1.90
Dr. Afaqur Quraishi (Plant Biotechnology)	64.52% 20	32.26% 10	3.23% 1	0.00% 0	31	1.39
Dr. Kamlesh K. Shukla (Macromolecules & Enzymology)	19.35% 6	45.16% 14	32.26% 10	3.23% 1	31	2.19
Dr. Afaqur Quraishi (Class Seminar)	74.19% 23	22.58% 7	3.23% 1	0.00% 0	31	1.29
Dr Jaishankar Paul (Class Seminar)	46.67% 14	46.67% 14	3.33% 1	3.33% 1	30	1.63

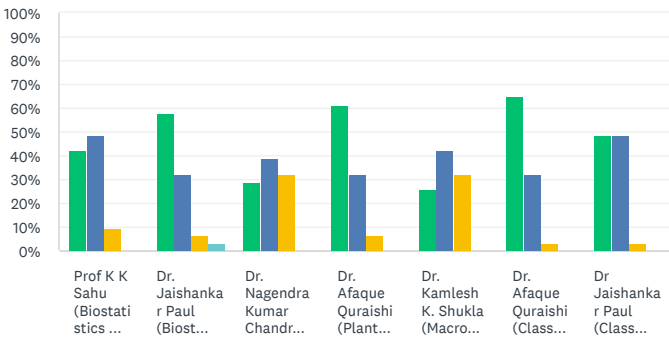
Q2

Customize Save as

Communication skills (in terms of articulation and comprehensibility)

Answered: 31 Skipped: 0





Very good Good Satisfactory Unsatisfactory

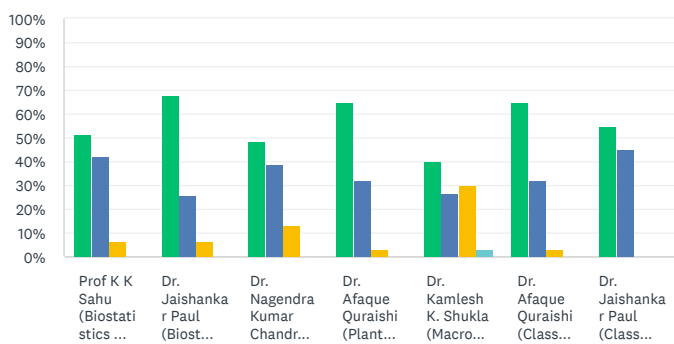
	VERY GOOD	GOOD	SATISFACTORY	UNSATISFACTORY	TOTAL	WEIGHTED AVERAGE
Prof K K Sahu (Biostatistics & Computer Application in Biotechnology)	41.94% 13	48.39% 15	9.68% 3	0.00% 0	31	1.68
Dr. Jaishankar Paul (Biostatistics & Computer Application in Biotechnology)	58.06% 18	32.26% 10	6.45% 2	3.23% 1	31	1.55
Dr. Nagendra Kumar Chandrawanshi (Molecular Biology)	29.03% 9	38.71% 12	32.26% 10	0.00% 0	31	2.03
Dr. Afaqur Quraishi (Plant Biotechnology)	61.29% 19	32.26% 10	6.45% 2	0.00% 0	31	1.45
Dr. Kamlesh K. Shukla (Macromolecules & Enzymology)	25.81% 8	41.94% 13	32.26% 10	0.00% 0	31	2.06
Dr. Afaqur Quraishi (Class Seminar)	64.52% 20	32.26% 10	3.23% 1	0.00% 0	31	1.39
Dr. Jaishankar Paul (Class Seminar)	48.39% 15	48.39% 15	3.23% 1	0.00% 0	31	1.55

Q3

Customize Save as

Sincerity / Commitment of the teacher

Answered: 31 Skipped: 0



Very good Good Satisfactory Unsatisfactory

	VERY GOOD	GOOD	SATISFACTORY	UNSATISFACTORY	TOTAL	WEIGHTED AVERAGE
Prof K K Sahu (Biostatistics & Computer Application in Biotechnology)	51.61% 16	41.94% 13	6.45% 2	0.00% 0	31	1.55
Dr. Jaishankar Paul (Biostatistics & Computer Application in Biotechnology)	67.74% 21	25.81% 8	6.45% 2	0.00% 0	31	1.39
Dr. Nagendra Kumar Chandrawanshi (Molecular Biology)	48.39% 15	38.71% 12	12.90% 4	0.00% 0	31	1.65

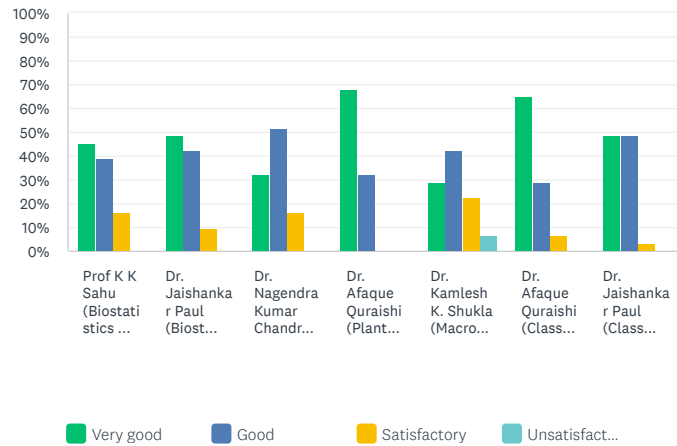
	VERY GOOD	GOOD	SATISFACTORY	UNSATISFACTORY	TOTAL	WEIGHTED AVERAGE
▼ Dr. Afaque Quraishi (Plant Biotechnology)	64.52% 20	32.26% 10	3.23% 1	0.00% 0	31	1.39
▼ Dr. Kamlesh K. Shukla (Macromolecules & Enzymology)	40.00% 12	26.67% 8	30.00% 9	3.33% 1	30	1.97
▼ Dr. Afaque Quraishi (Class Seminar)	64.52% 20	32.26% 10	3.23% 1	0.00% 0	31	1.39
▼ Dr. Jaishankar Paul (Class Seminar)	54.84% 17	45.16% 14	0.00% 0	0.00% 0	31	1.45

Q4

Customize Save as

Interest generated by the teacher

Answered: 31 Skipped: 0



	VERY GOOD	GOOD	SATISFACTORY	UNSATISFACTORY	TOTAL	WEIGHTED AVERAGE
▼ Prof K K Sahu (Biostatistics & Computer Application in Biotechnology)	45.16% 14	38.71% 12	16.13% 5	0.00% 0	31	1.71
▼ Dr. Jaishankar Paul (Biostatistics & Computer Application in Biotechnology)	48.39% 15	41.94% 13	9.68% 3	0.00% 0	31	1.61
▼ Dr. Nagendra Kumar Chandrawanshi (Molecular Biology)	32.26% 10	51.61% 16	16.13% 5	0.00% 0	31	1.84
▼ Dr. Afaque Quraishi (Plant Biotechnology)	67.74% 21	32.26% 10	0.00% 0	0.00% 0	31	1.32
▼ Dr. Kamlesh K. Shukla (Macromolecules & Enzymology)	29.03% 9	41.94% 13	22.58% 7	6.45% 2	31	2.06
▼ Dr. Afaque Quraishi (Class Seminar)	64.52% 20	29.03% 9	6.45% 2	0.00% 0	31	1.42
▼ Dr. Jaishankar Paul (Class Seminar)	48.39% 15	48.39% 15	3.23% 1	0.00% 0	31	1.55

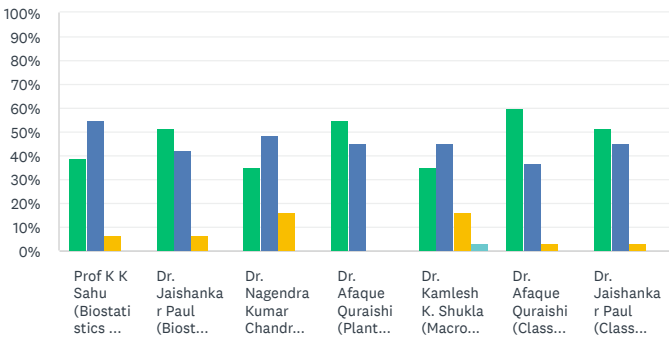
Q5

Customize Save as

Ability to integrate course material with environment / other issues, to provide a broader perspective

Answered: 31 Skipped: 0





Very good Good Satisfactory Unsatisfactory

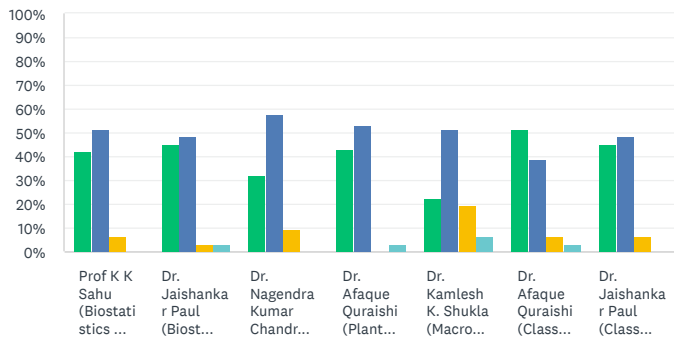
	VERY GOOD	GOOD	SATISFACTORY	UNSATISFACTORY	TOTAL	WEIGHTED AVERAGE
Prof K K Sahu (Biostatistics & Computer Application in Biotechnology)	38.71% 12	54.84% 17	6.45% 2	0.00% 0	31	1.68
Dr. Jaishankar Paul (Biostatistics & Computer Application in Biotechnology)	51.61% 16	41.94% 13	6.45% 2	0.00% 0	31	1.55
Dr. Nagendra Kumar Chandrawanshi (Molecular Biology)	35.48% 11	48.39% 15	16.13% 5	0.00% 0	31	1.81
Dr. Afaqur Quraishi (Plant Biotechnology)	54.84% 17	45.16% 14	0.00% 0	0.00% 0	31	1.45
Dr. Kamlesh K. Shukla (Macromolecules & Enzymology)	35.48% 11	45.16% 14	16.13% 5	3.23% 1	31	1.87
Dr. Afaqur Quraishi (Class Seminar)	60.00% 18	36.67% 11	3.33% 1	0.00% 0	30	1.43
Dr. Jaishankar Paul (Class Seminar)	51.61% 16	45.16% 14	3.23% 1	0.00% 0	31	1.52

Q6

Customize Save as

Ability to integrate content with other courses

Answered: 31 Skipped: 0



Very good Good Satisfactory Unsatisfactory

	VERY GOOD	GOOD	SATISFACTORY	UNSATISFACTORY	TOTAL	WEIGHTED AVERAGE
Prof K K Sahu (Biostatistics & Computer Application in Biotechnology)	41.94% 13	51.61% 16	6.45% 2	0.00% 0	31	1.65
Dr. Jaishankar Paul (Biostatistics & Computer Application in Biotechnology)	45.16% 14	48.39% 15	3.23% 1	3.23% 1	31	1.65
Dr. Nagendra Kumar Chandrawanshi (Molecular Biology)	32.26% 10	58.06% 18	9.68% 3	0.00% 0	31	1.77

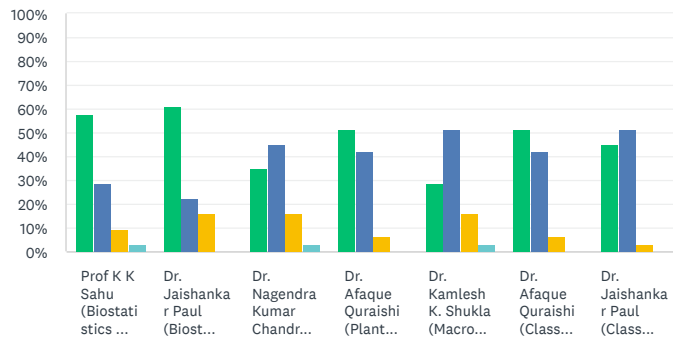
	VERY GOOD	GOOD	SATISFACTORY	UNSATISFACTORY	TOTAL	WEIGHTED AVERAGE
▼ Dr. Afaque Quraishi (Plant Biotechnology)	43.33% 13	53.33% 16	0.00% 0	3.33% 1	30	1.63
▼ Dr. Kamlesh K. Shukla (Macromolecules & Enzymology)	22.58% 7	51.61% 16	19.35% 6	6.45% 2	31	2.10
▼ Dr. Afaque Quraishi (Class Seminar)	51.61% 16	38.71% 12	6.45% 2	3.23% 1	31	1.61
▼ Dr. Jaishankar Paul (Class Seminar)	45.16% 14	48.39% 15	6.45% 2	0.00% 0	31	1.61

Q7

Customize Save as

Accessibility of the teacher in and out of the class (include availability of the teacher to motivate further study and discussion outside class)

Answered: 31 Skipped: 0



Very good Good Satisfactory Unsatisfactory

	VERY GOOD	GOOD	SATISFACTORY	UNSATISFACTORY	TOTAL	WEIGHTED AVERAGE
▼ Prof K K Sahu (Biostatistics & Computer Application in Biotechnology)	58.06% 18	29.03% 9	9.68% 3	3.23% 1	31	1.58
▼ Dr. Jaishankar Paul (Biostatistics & Computer Application in Biotechnology)	61.29% 19	22.58% 7	16.13% 5	0.00% 0	31	1.55
▼ Dr. Nagendra Kumar Chandrawanshi (Molecular Biology)	35.48% 11	45.16% 14	16.13% 5	3.23% 1	31	1.87
▼ Dr. Afaque Quraishi (Plant Biotechnology)	51.61% 16	41.94% 13	6.45% 2	0.00% 0	31	1.55
▼ Dr. Kamlesh K. Shukla (Macromolecules & Enzymology)	29.03% 9	51.61% 16	16.13% 5	3.23% 1	31	1.94
▼ Dr. Afaque Quraishi (Class Seminar)	51.61% 16	41.94% 13	6.45% 2	0.00% 0	31	1.55
▼ Dr. Jaishankar Paul (Class Seminar)	45.16% 14	51.61% 16	3.23% 1	0.00% 0	31	1.58

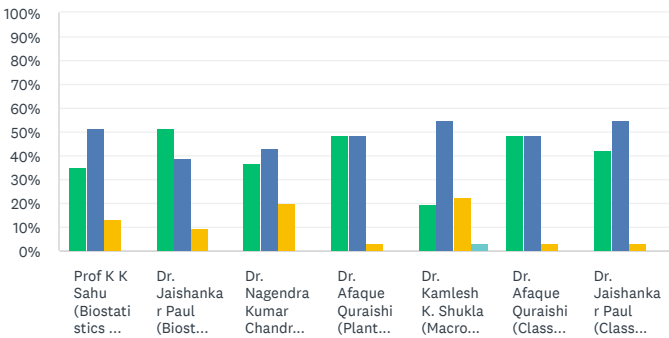
Q8

Customize Save as

Ability to design quizzes / tests / assignment / examination and projects to evaluate students' understanding of the course

Answered: 31 Skipped: 0





Very good Good Satisfactory Unsatisfactory

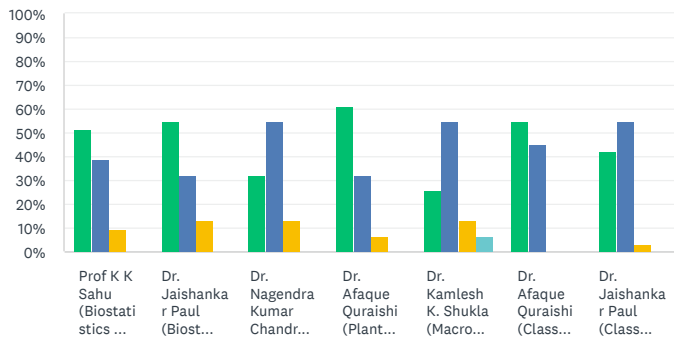
	VERY GOOD	GOOD	SATISFACTORY	UNSATISFACTORY	TOTAL	WEIGHTED AVERAGE
Prof K K Sahu (Biostatistics & Computer Application in Biotechnology)	35.48% 11	51.61% 16	12.90% 4	0.00% 0	31	1.77
Dr. Jaishankar Paul (Biostatistics & Computer Application in Biotechnology)	51.61% 16	38.71% 12	9.68% 3	0.00% 0	31	1.58
Dr. Nagendra Kumar Chandrawanshi (Molecular Biology)	36.67% 11	43.33% 13	20.00% 6	0.00% 0	30	1.83
Dr. Afaqur Quraishi (Plant Biotechnology)	48.39% 15	48.39% 15	3.23% 1	0.00% 0	31	1.55
Dr. Kamlesh K. Shukla (Macromolecules & Enzymology)	19.35% 6	54.84% 17	22.58% 7	3.23% 1	31	2.10
Dr. Afaqur Quraishi (Class Seminar)	48.39% 15	48.39% 15	3.23% 1	0.00% 0	31	1.55
Dr. Jaishankar Paul (Class Seminar)	41.94% 13	54.84% 17	3.23% 1	0.00% 0	31	1.61

Q9

Customize Save as

Overall rating

Answered: 31 Skipped: 0



Very good Good Satisfactory Unsatisfactory

	VERY GOOD	GOOD	SATISFACTORY	UNSATISFACTORY	TOTAL	WEIGHTED AVERAGE
Prof K K Sahu (Biostatistics & Computer Application in Biotechnology)	51.61% 16	38.71% 12	9.68% 3	0.00% 0	31	1.58
Dr. Jaishankar Paul (Biostatistics & Computer Application in Biotechnology)	54.84% 17	32.26% 10	12.90% 4	0.00% 0	31	1.58
Dr. Nagendra Kumar Chandrawanshi (Molecular Biology)	32.26% 10	54.84% 17	12.90% 4	0.00% 0	31	1.81

	VERY GOOD	GOOD	SATISFACTORY	UNSATISFACTORY	TOTAL	WEIGHTED AVERAGE
▼ Dr. Afaque Quraishi (Plant Biotechnology)	61.29% 19	32.26% 10	6.45% 2	0.00% 0	31	1.45
▼ Dr. Kamlesh K. Shukla (Macromolecules & Enzymology)	25.81% 8	54.84% 17	12.90% 4	6.45% 2	31	2.00
▼ Dr. Afaque Quraishi (Class Seminar)	54.84% 17	45.16% 14	0.00% 0	0.00% 0	31	1.45
▼ Dr. Jaishankar Paul (Class Seminar)	41.94% 13	54.84% 17	3.23% 1	0.00% 0	31	1.61

Q10

Save as

Suggestion

Answered: 12 Skipped: 19

RESPONSES (12)

WORD CLOUD

TAGS (0)

Sentiments: OFF

Filter: by tag

Showing 12 responses

5/8/2024 03:07 PM

[View respondent's answers](#) [Add tags](#)

Everything is good.

5/8/2024 03:01 PM

[View respondent's answers](#) [Add tags](#)

Regular Industrial visit in and out of state..

5/8/2024 02:53 PM

[View respondent's answers](#) [Add tags](#)

Industrial vist out of state.

5/8/2024 02:52 PM

[View respondent's answers](#) [Add tags](#)

No

5/8/2024 02:44 PM

[View respondent's answers](#) [Add tags](#)

ENGLISH

[About SurveyMonkey](#) • [Careers](#) • [Developers](#) • [Privacy Notice](#) • [California Privacy Notice](#) • [Email Opt-In](#) • [Help](#) • [Cookies Notice](#) • [Copyright © 1999-2024 SurveyMonkey](#) • [Customise](#)



RULES

+ FILTER + COMPARE + SHOW

No rules applied

Rules allow you to **FILTER**, **COMPARE** and **SHOW** results to see trends and patterns.

[Learn more »](#)

RESPONDENTS: 11 of 11

Page 1:

Q1

Save as

Address

Answered: 11 Skipped: 0

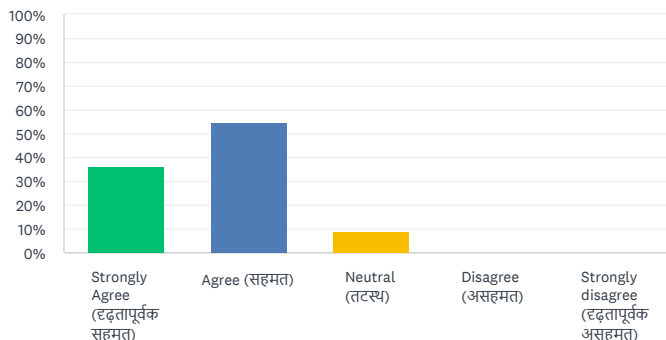
ANSWER CHOICES	RESPONSES
Name (नाम) :	Responses 100.00% 11
Gender (लिंग) :	Responses 100.00% 11
Age (उम्र) :	Responses 100.00% 11
Name of the Student (छात्र/छात्रा का नाम):	Responses 100.00% 11
Occupation (व्यवसाय):	Responses 100.00% 11
Address (पता):	Responses 100.00% 11
Year Passed Out:	Responses 0.00% 0
Contact address:	Responses 0.00% 0
Email Address	Responses 0.00% 0
Phone or Mobile Number (फोन या मोबाइल नंबर):	Responses 100.00% 11

Q2

Customize Save as

Getting admission to the University for my ward is a matter of pride for me. (मेरे बेटे/बेटी के लिए विश्वविद्यालय में प्रवेश मिलना मेरे लिए गर्व की बात है।)

Answered: 11 Skipped: 0



ANSWER CHOICES	RESPONSES
Strongly Agree (दृढ़तापूर्वक सहमत)	36.36% 4
Agree (सहमत)	54.55% 6
Neutral (तटस्थ)	9.09% 1
Disagree (असहमत)	0.00% 0
Strongly disagree (दृढ़तापूर्वक असहमत)	0.00% 0
TOTAL	11

Q3

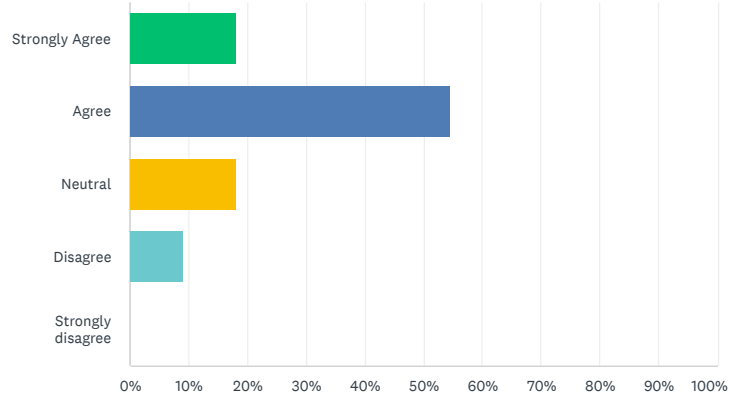


Customize

Save as ▾

The admission process in the University is fair and accurate and the University Employees are cooperative. (विश्वविद्यालय में प्रवेश प्रक्रिया निष्पक्ष और सटीक है और विश्वविद्यालय के कर्मचारी सहयोगी हैं।)

Answered: 11 Skipped: 0



ANSWER CHOICES	RESPONSES	
Strongly Agree	18.18%	2
Agree	54.55%	6
Neutral	18.18%	2
Disagree	9.09%	1
Strongly disagree	0.00%	0
TOTAL		11

Q4

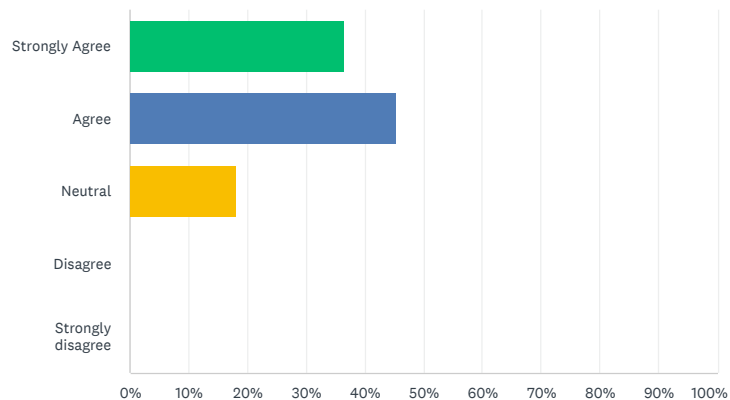


Customize

Save as ▾

My ward is improving his knowledge base through interaction with professors of the University. (मेरा बच्चा विश्वविद्यालय के प्रोफेसरों के साथ बातचीत के माध्यम से अपने ज्ञान के आधार में सुधार कर रहा है।)

Answered: 11 Skipped: 0



ANSWER CHOICES	RESPONSES	
Strongly Agree	36.36%	
TOTAL		11

ANSWER CHOICES	RESPONSES	
Agree	45.45%	5
Neutral	18.18%	2
Disagree	0.00%	0
Strongly disagree	0.00%	0
TOTAL		11

Q5

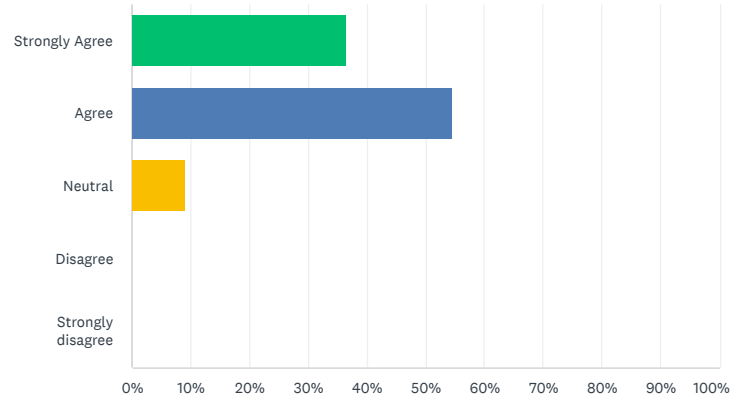


Customize

Save as

The discipline in the University is good. and also The atmosphere in the University is conducive for learning. (विश्वविद्यालय में अनुशासन अच्छा है; साथ ही विश्वविद्यालय का माहौल सीखने के लिए अनुकूल है।)

Answered: 11 Skipped: 0



ANSWER CHOICES	RESPONSES	
Strongly Agree	36.36%	4
Agree	54.55%	6
Neutral	9.09%	1
Disagree	0.00%	0
Strongly disagree	0.00%	0
TOTAL		11

Q6



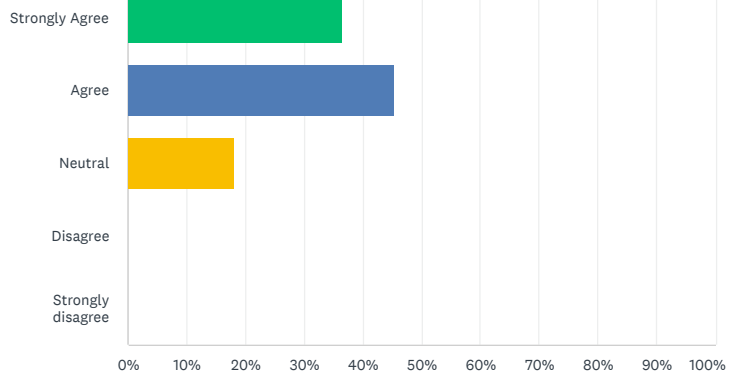
Customize

Save as

There is a positive change in the behavior of my ward after joining the University. (विश्वविद्यालय में प्रवेश लेने के बाद मेरे बच्चे के व्यवहार में सकारात्मक परिवर्तन आया है।)

Answered: 11 Skipped: 0





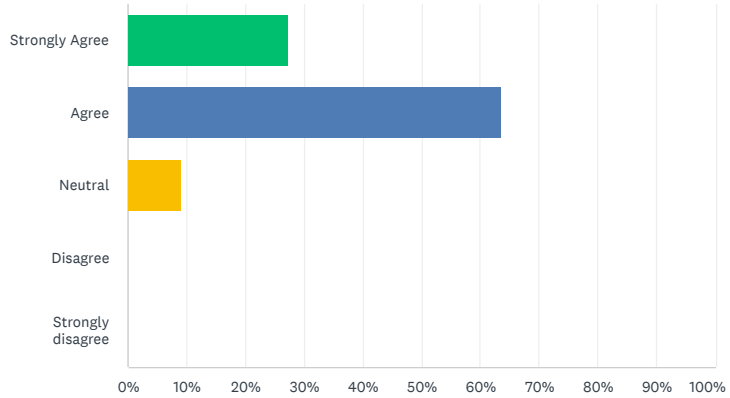
ANSWER CHOICES	RESPONSES	
Strongly Agree	36.36%	4
Agree	45.45%	5
Neutral	18.18%	2
Disagree	0.00%	0
Strongly disagree	0.00%	0
TOTAL		11

Q7

Customize Save as

I have great respect for Pt. Ravishankar Shukla University. and Pt. Ravishankar Shukla University is one of the best Universities in CG.(मैं पं रविशंकर शुक्ल विश्वविद्यालय का बहुत सम्मान करता हूं। और पं. रविशंकर शुक्ल विश्वविद्यालय छत्तीसगढ़ के सर्वश्रेष्ठ विश्वविद्यालयों में से एक है।)

Answered: 11 Skipped: 0



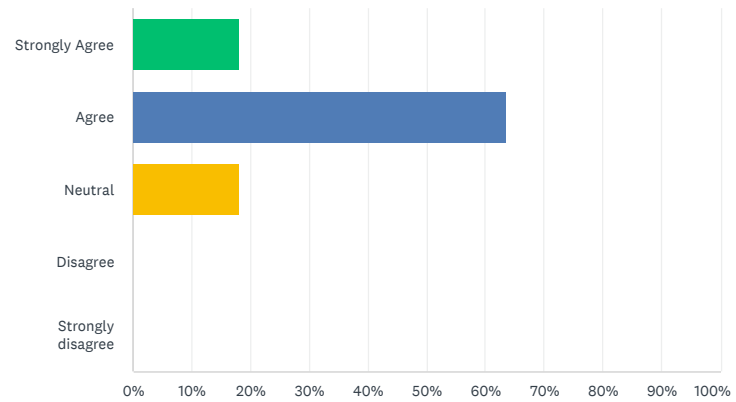
ANSWER CHOICES	RESPONSES	
Strongly Agree	27.27%	3
Agree	63.64%	7
Neutral	9.09%	1
Disagree	0.00%	0
Strongly disagree	0.00%	0
TOTAL		11

Q8

Customize Save

The University information is accessible to all and The curriculum of the course is well designed and promotes the learning experience of the students.(विश्वविद्यालय की जानकारी सभी के लिए सुलभ है और पाठ्यक्रम का पाठ्यक्रम अच्छी तरह से डिजाइन किया गया है और छात्रों के सीखने के अनुभव को बढ़ावा देता है।)

Answered: 11 Skipped: 0



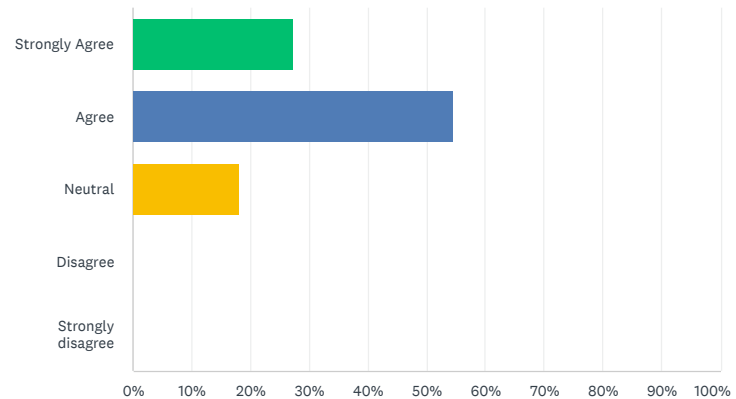
ANSWER CHOICES	RESPONSES	
Strongly Agree	18.18%	2
Agree	63.64%	7
Neutral	18.18%	2
Disagree	0.00%	0
Strongly disagree	0.00%	0
TOTAL		11

Q9

Customize Save as

Employability is given focus in the curriculum design, the curriculum incorporates recent changes in the area.(पाठ्यक्रम डिजाइन में रोजगार पर ध्यान दिया जाता है, और पाठ्यक्रम क्षेत्र में हाल के परिवर्तनों को शामिल करता है।)

Answered: 11 Skipped: 0



ANSWER CHOICES	RESPONSES	
Strongly Agree	27.27%	3
Agree	54.55%	6
Neutral	18.18%	2
Disagree	0.00%	0
Strongly disagree	0.00%	0
TOTAL		11

Q10

 Save as ▾

Suggestions for further improvement:(आगे सुधार के लिए सुझावः)

Answered: 4 Skipped: 7

RESPONSES (4)

 WORD CLOUD

 TAGS (0)

 Sentiments: OFF

 Filter: by tag ▾

Showing 4 responses

No

5/9/2024 12:02 PM

[View respondent's answers](#) [Add tags ▾](#)

Provide library

5/9/2024 11:59 AM

[View respondent's answers](#) [Add tags ▾](#)

....

5/9/2024 11:58 AM

[View respondent's answers](#) [Add tags ▾](#)

Everything is good

5/9/2024 02:40 AM

[View respondent's answers](#) [Add tags ▾](#)

ENGLISH ▾

[About SurveyMonkey](#) • [Careers](#) • [Developers](#) • [Privacy Notice](#) • [California Privacy Notice](#) • [Email Opt-In](#) • [Help](#) • [Cookies Notice](#) • [Copyright © 1999-2024 SurveyMonkey](#) • [Customise](#)



RULES ?

+ FILTER + COMPARE + SHOW

No rules applied ?

Rules allow you to **FILTER**, **COMPARE** and **SHOW** results to see trends and patterns.

[Learn more »](#)

RESPONDENTS: 24 of 24

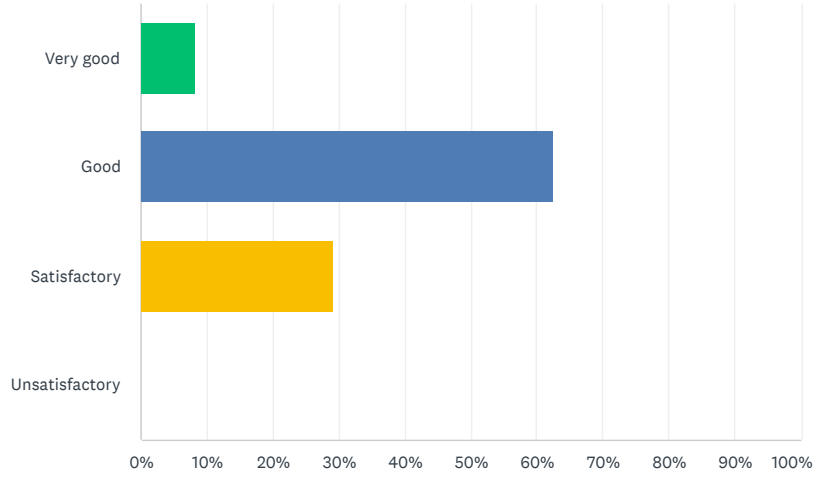
Page 1:

Q1

[Customize](#) [Save as](#)

Depth of the course content including project work, if any

Answered: 24 Skipped: 0



ANSWER CHOICES	RESPONSES
Very good	8.33% 2
Good	62.50% 15
Satisfactory	29.17% 7
Unsatisfactory	0.00% 0
TOTAL	24

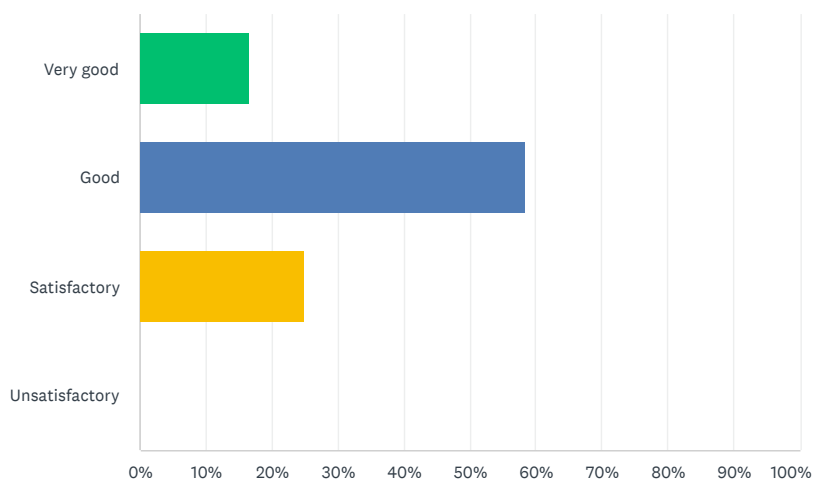
Q2

[Customize](#) [Save as](#)

Extent of coverage of course

Answered: 24 Skipped: 0





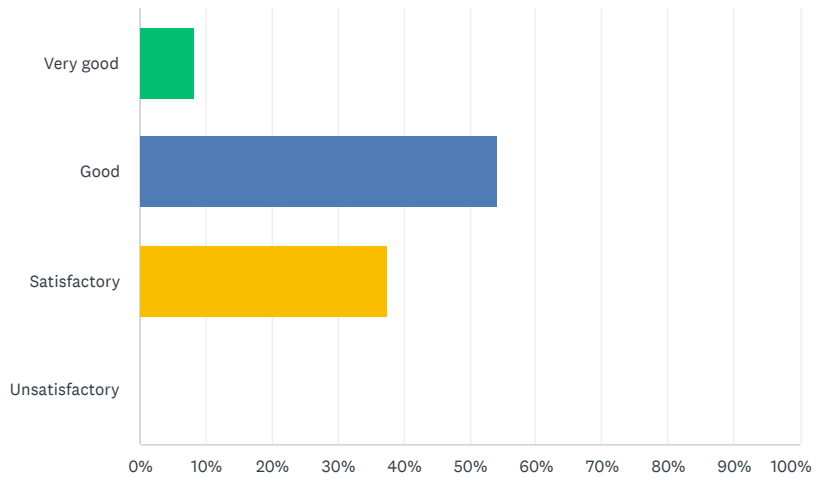
ANSWER CHOICES	RESPONSES
Very good	16.67% 4
Good	58.33% 14
Satisfactory	25.00% 6
Unsatisfactory	0.00% 0
TOTAL	24

Q3

Customize Save as

Applicability / relevance to real life situations

Answered: 24 Skipped: 0



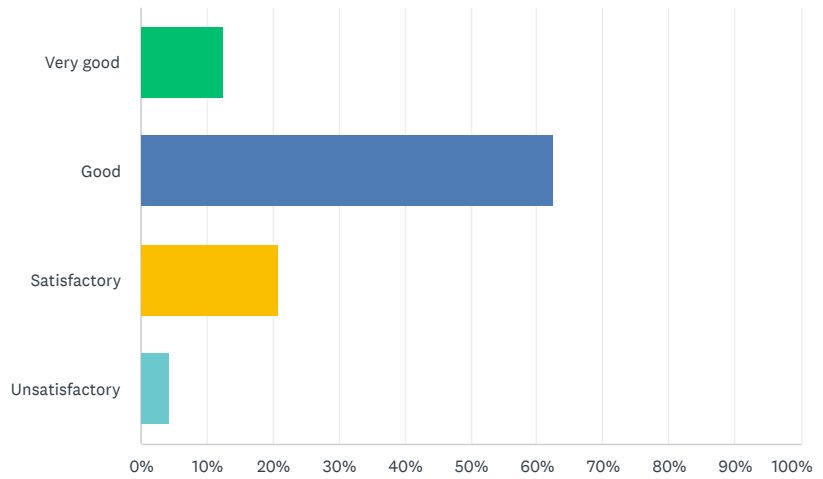
ANSWER CHOICES	RESPONSES
Very good	8.33% 2
Good	54.17% 13
Satisfactory	37.50% 9
Unsatisfactory	0.00% 0
TOTAL	24



Q4

Learning value (in terms of knowledge, concepts, manual skills, analytical abilities and broadening perspectives)

Answered: 24 Skipped: 0

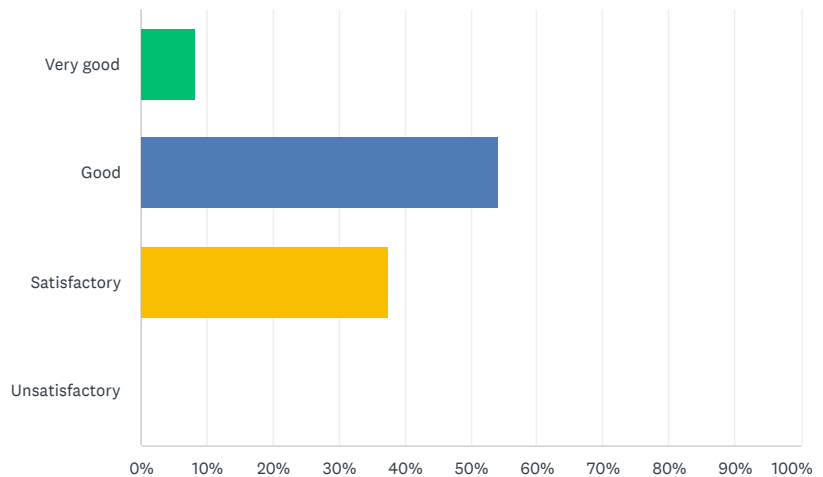


ANSWER CHOICES	RESPONSES
Very good	12.50% 3
Good	62.50% 15
Satisfactory	20.83% 5
Unsatisfactory	4.17% 1
TOTAL	24

Q5


Clarity and relevance of textual reading material

Answered: 24 Skipped: 0



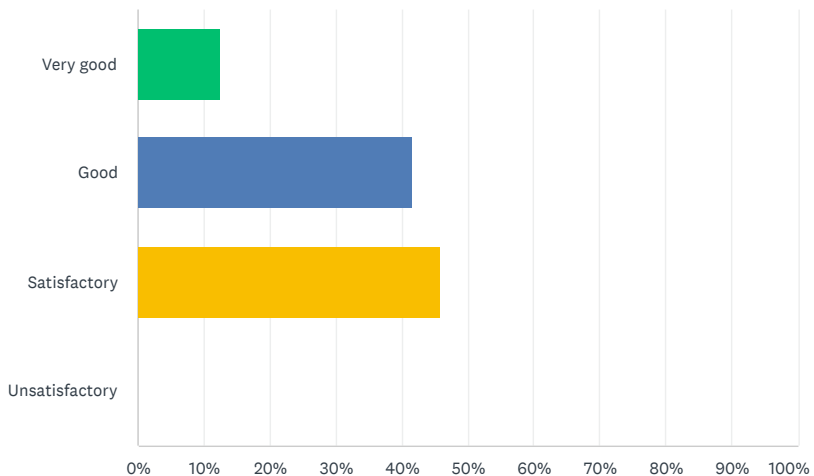
ANSWER CHOICES	RESPONSES	
Very good	8.33%	2
Good	54.17%	13
Satisfactory	37.50%	9
Unsatisfactory	0.00%	0
TOTAL		24

Q6


Customize
Save as


Relevance of additional source material (Library)

Answered: 24 Skipped: 0



ANSWER CHOICES	RESPONSES	
Very good	12.50%	3
Good	41.67%	10
Satisfactory	45.83%	11
Unsatisfactory	0.00%	0
TOTAL		24

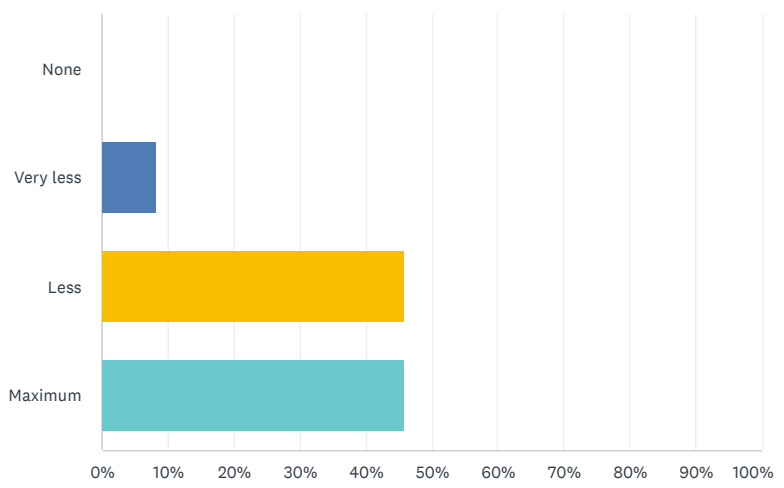
Q7


Customize
Save as

Extent of effort required by students (you) to cope with the course/ program

Answered: 24 Skipped: 0





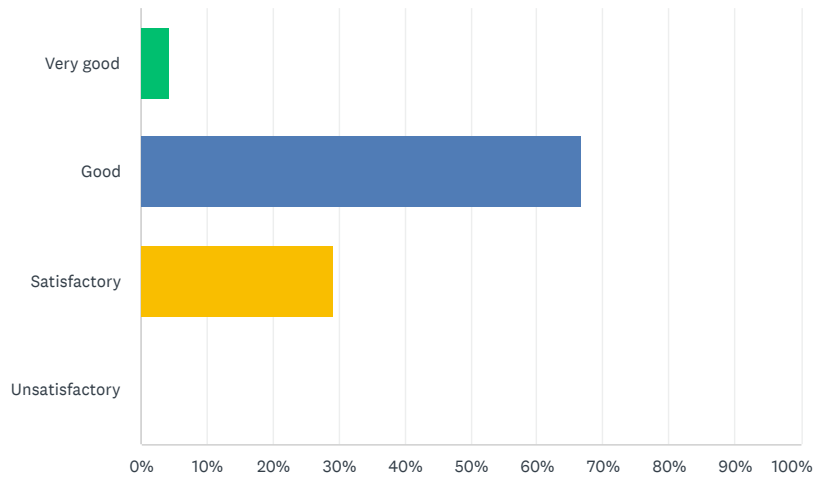
ANSWER CHOICES	RESPONSES	
▼ None	0.00%	0
▼ Very less	8.33%	2
▼ Less	45.83%	11
▼ Maximum	45.83%	11
TOTAL		24

Q8

Customize Save as

Provision of sufficient time for feedback

Answered: 24 Skipped: 0

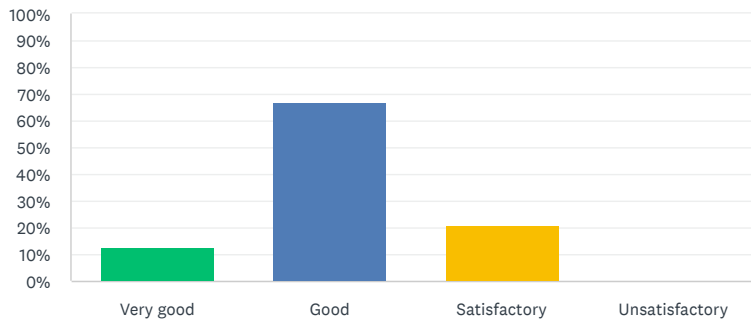


ANSWER CHOICES	RESPONSES	
▼ Very good	4.17%	1
▼ Good	66.67%	16
▼ Satisfactory	29.17%	7
▼ Unsatisfactory	0.00%	0
TOTAL		24



Overall rating

Answered: 24 Skipped: 0



ANSWER CHOICES	RESPONSES
Very good	12.50% 3
Good	66.67% 16
Satisfactory	20.83% 5
Unsatisfactory	0.00% 0
TOTAL	24

ENGLISH



RULES ?

+ FILTER + COMPARE + SHOW

No rules applied

Rules allow you to **FILTER**, **COMPARE** and **SHOW** results to see trends and patterns.

[Learn more »](#)

RESPONDENTS: 22 of 22

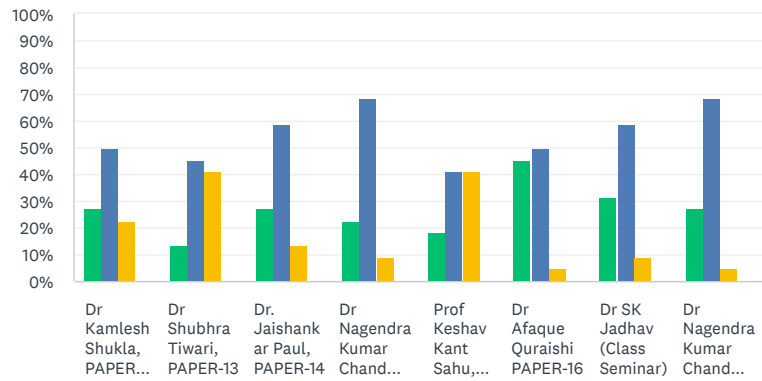
Page 1: Questionnaire - 2

Q1

Customize Save as

Knowledge base of the teacher (as perceived by you)

Answered: 22 Skipped: 0



Very good Good Satisfactory Unsatisfactory

	VERY GOOD	GOOD	SATISFACTORY	UNSATISFACTORY	TOTAL	WEIGHT AVERAG
Dr Kamlesh Shukla, PAPER-13	27.27% 6	50.00% 11	22.73% 5	0.00% 0	22	1.
Dr Shubhra Tiwari, PAPER-13	13.64% 3	45.45% 10	40.91% 9	0.00% 0	22	2.
Dr. Jaishankar Paul, PAPER-14	27.27% 6	59.09% 13	13.64% 3	0.00% 0	22	1.
Dr Nagendra Kumar Chandrawanshi, PAPER-15	22.73% 5	68.18% 15	9.09% 2	0.00% 0	22	1.
Prof Keshav Kant Sahu, PAPER-16	18.18% 4	40.91% 9	40.91% 9	0.00% 0	22	2.
Dr Afaqur Quraishi, PAPER-16	45.45% 10	50.00% 11	4.55% 1	0.00% 0	22	1.
Dr SK Jadhav (Class Seminar)	31.82% 7	59.09% 13	9.09% 2	0.00% 0	22	1.
Dr Nagendra Kumar Chandrawanshi (Class Seminar)	27.27% 6	68.18% 15	4.55% 1	0.00% 0	22	1.

Q2

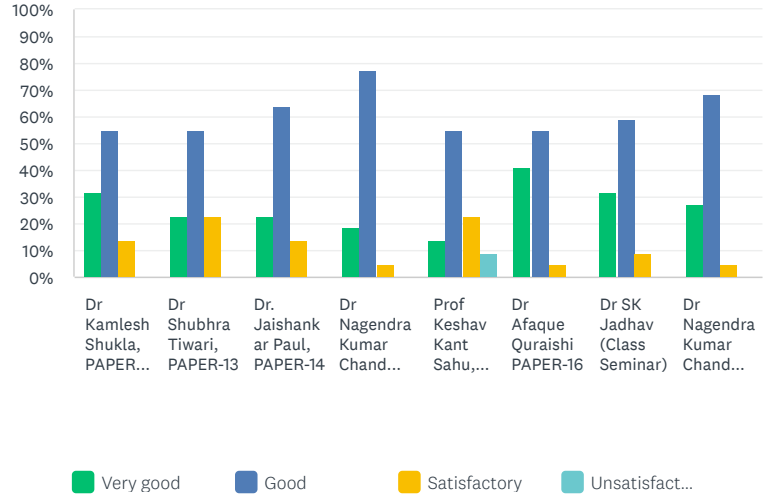


Customize

Save as ▾

Communication skills (in terms of articulation and comprehensibility)

Answered: 22 Skipped: 0



	VERY GOOD	GOOD	SATISFACTORY	UNSATISFACTORY	TOTAL	WEIGHTED AVERAGE
▼ Dr Kamlesh Shukla, PAPER-13	31.82% 7	54.55% 12	13.64% 3	0.00% 0	22	1.8
▼ Dr Shubhra Tiwari, PAPER-13	22.73% 5	54.55% 12	22.73% 5	0.00% 0	22	2.0
▼ Dr. Jaishankar Paul, PAPER-14	22.73% 5	63.64% 14	13.64% 3	0.00% 0	22	1.8
▼ Dr Nagendra Kumar Chandrawanshi, PAPER-15	18.18% 4	77.27% 17	4.55% 1	0.00% 0	22	1.8
▼ Prof Keshav Kant Sahu, PAPER-16	13.64% 3	54.55% 12	22.73% 5	9.09% 2	22	2.0
▼ Dr Afaque Quraishi PAPER-16	40.91% 9	54.55% 12	4.55% 1	0.00% 0	22	1.6
▼ Dr SK Jadhav (Class Seminar)	31.82% 7	59.09% 13	9.09% 2	0.00% 0	22	1.8
▼ Dr Nagendra Kumar Chandrawanshi (Class Seminar)	27.27% 6	68.18% 15	4.55% 1	0.00% 0	22	1.8

Q3



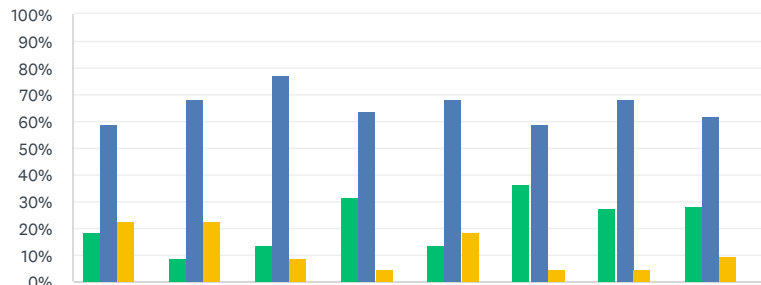
Customize

Save as ▾

Sincerity / Commitment of the teacher

Answered: 22 Skipped: 0





Very good Good Satisfactory Unsatisfactory

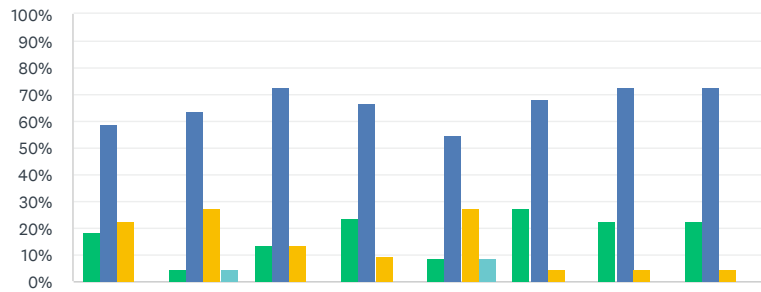
	VERY GOOD	GOOD	SATISFACTORY	UNSATISFACTORY	TOTAL	WEIGHTED AVERAGE
Dr Kamlesh Shukla, PAPER-13	18.18% 4	59.09% 13	22.73% 5	0.00% 0	22	2.0
Dr Shubhra Tiwari, PAPER-13	9.09% 2	68.18% 15	22.73% 5	0.00% 0	22	2.0
Dr. Jaishankar Paul, PAPER-14	13.64% 3	77.27% 17	9.09% 2	0.00% 0	22	1.0
Dr Nagendra Kumar Chandrawanshi, PAPER-15	31.82% 7	63.64% 14	4.55% 1	0.00% 0	22	1.0
Prof Keshav Kant Sahu, PAPER-16	13.64% 3	68.18% 15	18.18% 4	0.00% 0	22	2.0
Dr Afaque Quraishi, PAPER-16	36.36% 8	59.09% 13	4.55% 1	0.00% 0	22	1.0
Dr SK Jadhav (Class Seminar)	27.27% 6	68.18% 15	4.55% 1	0.00% 0	22	1.0
Dr Nagendra Kumar Chandrawanshi (Class Seminar)	28.57% 6	61.90% 13	9.52% 2	0.00% 0	21	1.0

Q4

Customize Save as

Interest generated by the teacher

Answered: 22 Skipped: 0



Very good Good Satisfactory Unsatisfactory

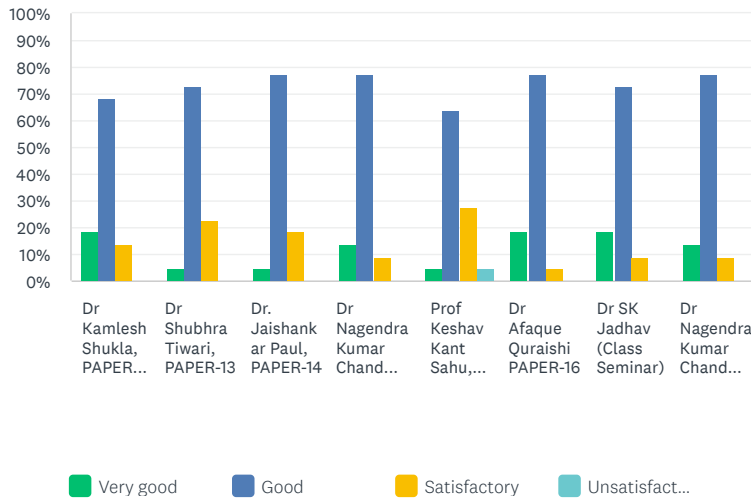
	VERY GOOD	GOOD	SATISFACTORY	UNSATISFACTORY	TOTAL	WEIGHTED AVERAGE
Dr Kamlesh Shukla, PAPER-13	18.18% 4	59.09% 13	22.73% 5	0.00% 0	22	2.0
Dr Shubhra Tiwari, PAPER-13	4.55% 1	63.64% 14	27.27% 6	4.55% 1	22	2.0
Dr. Jaishankar Paul, PAPER-14	13.64% 3	72.73% 16	13.64% 3	0.00% 0	22	2.0
Dr Nagendra Kumar Chandrawanshi, PAPER-15	23.81% 5	66.67% 14	9.52% 2	0.00% 0	21	1.8
Prof Keshav Kant Sahu, PAPER-16	9.09% 2	54.55% 12	27.27% 6	9.09% 2	22	2.0
Dr Afaque Quraishi PAPER-16	27.27% 6	68.18% 15	4.55% 1	0.00% 0	22	1.5
Dr SK Jadhav (Class Seminar)	22.73% 5	72.73% 16	4.55% 1	0.00% 0	22	1.8
Dr Nagendra Kumar Chandrawanshi (Class Seminar)	22.73% 5	72.73% 16	4.55% 1	0.00% 0	22	1.8

Q5

Customize Save as

Ability to integrate course material with environment / other issues, to provide a broader perspective

Answered: 22 Skipped: 0



	VERY GOOD	GOOD	SATISFACTORY	UNSATISFACTORY	TOTAL	WEIGHTED AVERAGE
Dr Kamlesh Shukla, PAPER-13	18.18% 4	68.18% 15	13.64% 3	0.00% 0	22	1.5
Dr Shubhra Tiwari, PAPER-13	4.55% 1	72.73% 16	22.73% 5	0.00% 0	22	2.0
Dr. Jaishankar Paul, PAPER-14	4.55% 1	77.27% 17	18.18% 4	0.00% 0	22	2.0
Dr Nagendra Kumar Chandrawanshi, PAPER-15	13.64% 3	77.27% 17	9.09% 2	0.00% 0	22	1.5

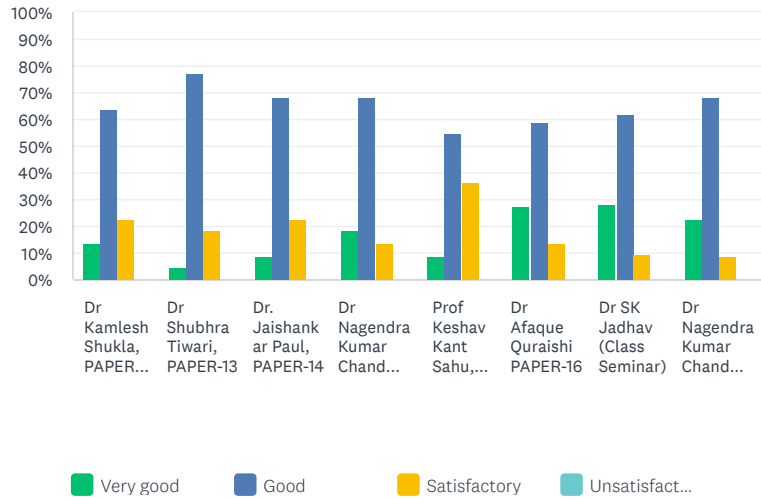
	VERY GOOD	GOOD	SATISFACTORY	UNSATISFACTORY	TOTAL	WEIGHTED AVERAGE
▼ Prof Keshav Kant Sahu, PAPER-16	4.55% 1	63.64% 14	27.27% 6	4.55% 1	22	2.3
▼ Dr Afaque Quraishi PAPER-16	18.18% 4	77.27% 17	4.55% 1	0.00% 0	22	1.8
▼ Dr SK Jadhav (Class Seminar)	18.18% 4	72.73% 16	9.09% 2	0.00% 0	22	1.9
▼ Dr Nagendra Kumar Chandrawanshi (Class Seminar)	13.64% 3	77.27% 17	9.09% 2	0.00% 0	22	1.9

Q6

Customize Save as ▼

Ability to integrate content with other courses

Answered: 22 Skipped: 0

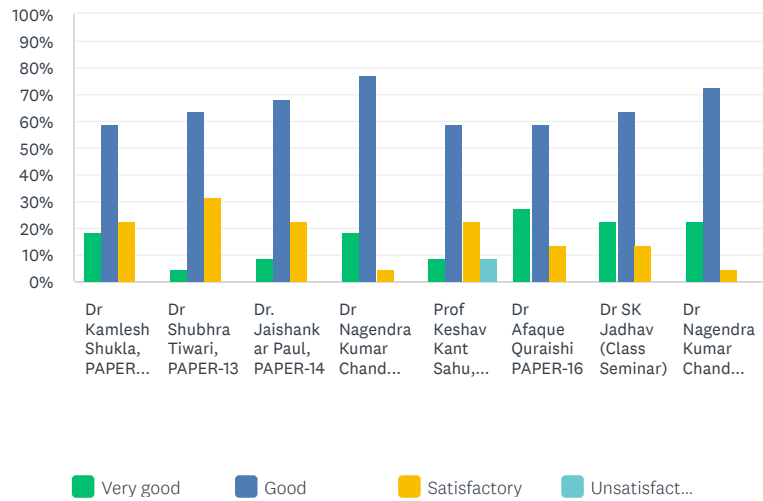


	VERY GOOD	GOOD	SATISFACTORY	UNSATISFACTORY	TOTAL	WEIGHTED AVERAGE
▼ Dr Kamlesh Shukla, PAPER-13	13.64% 3	63.64% 14	22.73% 5	0.00% 0	22	2.0
▼ Dr Shubhra Tiwari, PAPER-13	4.55% 1	77.27% 17	18.18% 4	0.00% 0	22	2.0
▼ Dr. Jaishankar Paul, PAPER-14	9.09% 2	68.18% 15	22.73% 5	0.00% 0	22	2.0
▼ Dr Nagendra Kumar Chandrawanshi, PAPER-15	18.18% 4	68.18% 15	13.64% 3	0.00% 0	22	1.9
▼ Prof Keshav Kant Sahu, PAPER-16	9.09% 2	54.55% 12	36.36% 8	0.00% 0	22	2.0
▼ Dr Afaque Quraishi PAPER-16	27.27% 6	59.09% 13	13.64% 3	0.00% 0	22	1.8
▼ Dr SK Jadhav (Class Seminar)	28.57% 6	61.90% 13	9.52% 2	0.00% 0	21	1.9
▼ Dr Nagendra Kumar Chandrawanshi (Class Seminar)	22.73% 5	68.18% 15	9.09% 2	0.00% 0	22	1.8



Accessibility of the teacher in and out of the class (include availability of the teacher to motivate further study and discussion outside class)

Answered: 22 Skipped: 0

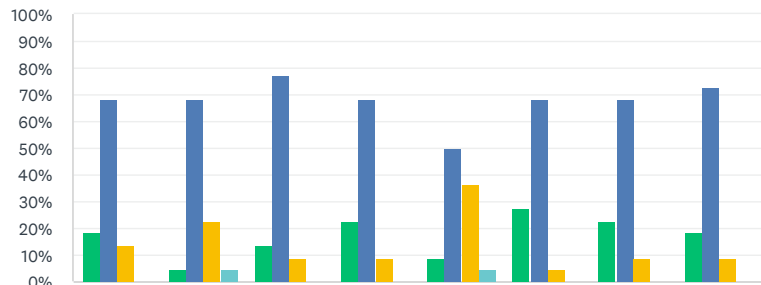


	VERY GOOD	GOOD	SATISFACTORY	UNSATISFACTORY	TOTAL	WEIGHTED AVERAGE
▼ Dr Kamlesh Shukla, PAPER-13	18.18% 4	59.09% 13	22.73% 5	0.00% 0	22	2.00
▼ Dr Shubhra Tiwari, PAPER-13	4.55% 1	63.64% 14	31.82% 7	0.00% 0	22	2.00
▼ Dr. Jaishankar Paul, PAPER-14	9.09% 2	68.18% 15	22.73% 5	0.00% 0	22	2.00
▼ Dr Nagendra Kumar Chandrawanshi, PAPER-15	18.18% 4	77.27% 17	4.55% 1	0.00% 0	22	1.82
▼ Prof Keshav Kant Sahu, PAPER-16	9.09% 2	59.09% 13	22.73% 5	9.09% 2	22	2.00
▼ Dr Afaqur Quraishi, PAPER-16	27.27% 6	59.09% 13	13.64% 3	0.00% 0	22	1.82
▼ Dr SK Jadhav (Class Seminar)	22.73% 5	63.64% 14	13.64% 3	0.00% 0	22	1.82
▼ Dr Nagendra Kumar Chandrawanshi (Class Seminar)	22.73% 5	72.73% 16	4.55% 1	0.00% 0	22	1.82

Ability to design quizzes / tests / assignment / examination and projects to evaluate students' understanding of the course

Answered: 22 Skipped: 0





Very good Good Satisfactory Unsatisfactory

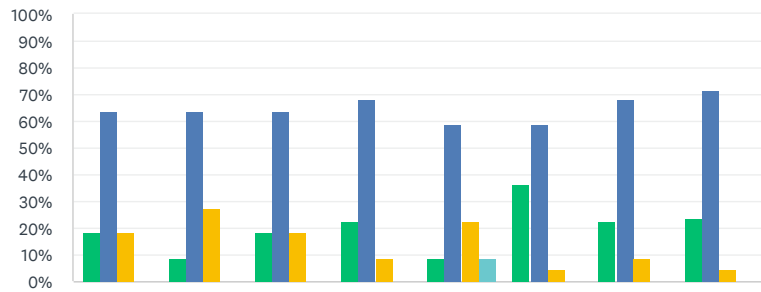
	VERY GOOD	GOOD	SATISFACTORY	UNSATISFACTORY	TOTAL	WEIGHTED AVERAGE
Dr Kamlesh Shukla, PAPER-13	18.18% 4	68.18% 15	13.64% 3	0.00% 0	22	1.5
Dr Shubhra Tiwari, PAPER-13	4.55% 1	68.18% 15	22.73% 5	4.55% 1	22	2.0
Dr. Jaishankar Paul, PAPER-14	13.64% 3	77.27% 17	9.09% 2	0.00% 0	22	1.5
Dr Nagendra Kumar Chandrawanshi, PAPER-15	22.73% 5	68.18% 15	9.09% 2	0.00% 0	22	1.5
Prof Keshav Kant Sahu, PAPER-16	9.09% 2	50.00% 11	36.36% 8	4.55% 1	22	2.0
Dr Afaque Quraishi, PAPER-16	27.27% 6	68.18% 15	4.55% 1	0.00% 0	22	1.5
Dr SK Jadhav (Class Seminar)	22.73% 5	68.18% 15	9.09% 2	0.00% 0	22	1.5
Dr Nagendra Kumar Chandrawanshi (Class Seminar)	18.18% 4	72.73% 16	9.09% 2	0.00% 0	22	1.5

Q9

Customize Save as

Overall rating

Answered: 22 Skipped: 0



Very good Good Satisfactory Unsatisfactory

	VERY GOOD	GOOD	SATISFACTORY	UNSATISFACTORY	TOTAL	WEIGHTED AVERAGE
▼ Dr Kamlesh Shukla, PAPER-13	18.18% 4	63.64% 14	18.18% 4	0.00% 0	22	2.0
▼ Dr Shubhra Tiwari, PAPER-13	9.09% 2	63.64% 14	27.27% 6	0.00% 0	22	2
▼ Dr. Jaishankar Paul, PAPER-14	18.18% 4	63.64% 14	18.18% 4	0.00% 0	22	2.0
▼ Dr Nagendra Kumar Chandrawanshi, PAPER-15	22.73% 5	68.18% 15	9.09% 2	0.00% 0	22	1.5
▼ Prof Keshav Kant Sahu, PAPER-16	9.09% 2	59.09% 13	22.73% 5	9.09% 2	22	2.0
▼ Dr Afaqur Quraishi PAPER-16	36.36% 8	59.09% 13	4.55% 1	0.00% 0	22	1.0
▼ Dr SK Jadhav (Class Seminar)	22.73% 5	68.18% 15	9.09% 2	0.00% 0	22	1.5
▼ Dr Nagendra Kumar Chandrawanshi (Class Seminar)	23.81% 5	71.43% 15	4.76% 1	0.00% 0	21	1.0

ENGLISH ▾

[About SurveyMonkey](#) •
 [Careers](#) •
 [Developers](#) •
 [Privacy Notice](#) •
 [California Privacy Notice](#) •
 [Email Opt-In](#) •
 [Help](#) •
 [Cookies Notice](#) •
 Copyright © 1999-2024 SurveyMonkey •
 [Customise](#)



RULES ?

[+ FILTER](#) [+ COMPARE](#) [+ SHOW](#)

No rules applied ?

Rules allow you to **FILTER**, **COMPARE** and **SHOW** results to see trends and patterns.

[Learn more »](#)

RESPONDENTS: 25 of 25

Page 1: Questionnaire – 3 (M.Sc. IV) for final year students only

Q1

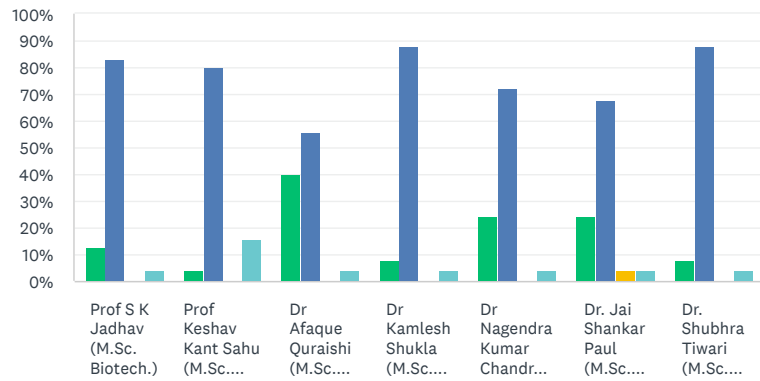


Customize

Save as ▼

Your background for benefiting from the course was

Answered: 25 Skipped: 0



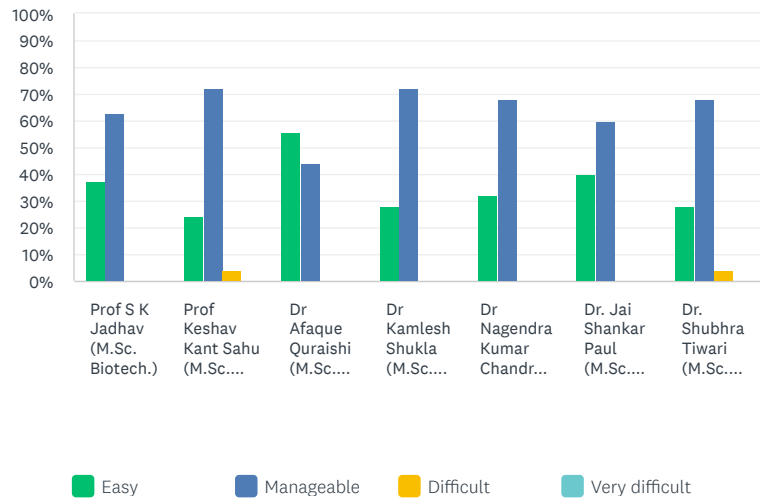
■ More than ...
 ■ Just adequ...
 ■ Inadequate
 ■ Cannot say

	MORE THAN ADEQUATE	JUST ADEQUATE	INADEQUATE	CANNOT SAY	TOTAL	WEIGH AVERA
▼ Prof S K Jadhav (M.Sc. Biotech.)	12.50% 3	83.33% 20	0.00% 0	4.17% 1	24	
▼ Prof Keshav Kant Sahu (M.Sc. Biotech.)	4.00% 1	80.00% 20	0.00% 0	16.00% 4	25	
▼ Dr Afaque Quraishi (M.Sc. Biotech.)	40.00% 10	56.00% 14	0.00% 0	4.00% 1	25	
▼ Dr Kamlesh Shukla (M.Sc. Biotech.)	8.00% 2	88.00% 22	0.00% 0	4.00% 1	25	
▼ Dr Nagendra Kumar Chandrawanshi (M.Sc. Biotech.)	24.00% 6	72.00% 18	0.00% 0	4.00% 1	25	
▼ Dr. Jai Shankar Paul (M.Sc. Biotech.)	24.00% 6	68.00% 17	4.00% 1	4.00% 1	25	
▼ Dr. Shubhra Tiwari (M.Sc. Biotech.)	8.00% 2	88.00% 22	0.00% 0	4.00% 1	25	



Was the course conceptually difficult to understand?

Answered: 25 Skipped: 0

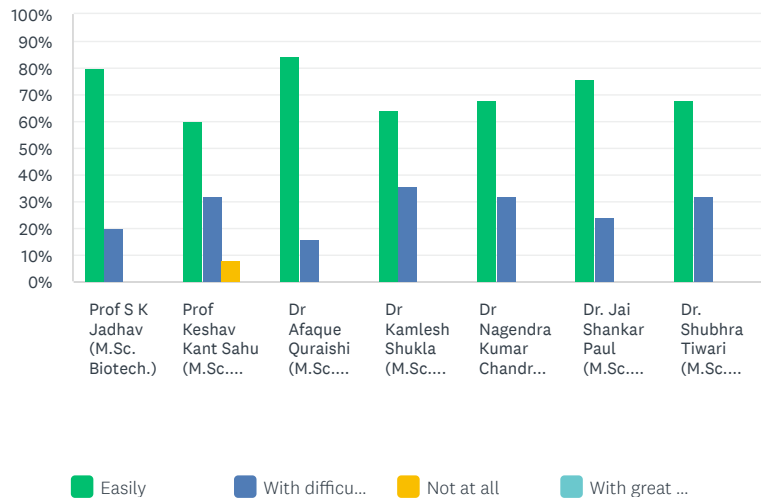


	EASY	MANAGEABLE	DIFFICULT	VERY DIFFICULT	TOTAL	WEIGHT AVERAGE
▼ Prof S K Jadhav (M.Sc. Biotech.)	37.50% 9	62.50% 15	0.00% 0	0.00% 0	24	1
▼ Prof Keshav Kant Sahu (M.Sc. Biotech.)	24.00% 6	72.00% 18	4.00% 1	0.00% 0	25	1
▼ Dr Afaque Quraishi (M.Sc. Biotech.)	56.00% 14	44.00% 11	0.00% 0	0.00% 0	25	1
▼ Dr Kamlesh Shukla (M.Sc. Biotech.)	28.00% 7	72.00% 18	0.00% 0	0.00% 0	25	1
▼ Dr Nagendra Kumar Chandrawanshi (M.Sc. Biotech.)	32.00% 8	68.00% 17	0.00% 0	0.00% 0	25	1
▼ Dr. Jai Shankar Paul (M.Sc. Biotech.)	40.00% 10	60.00% 15	0.00% 0	0.00% 0	25	1
▼ Dr. Shubhra Tiwari (M.Sc. Biotech.)	28.00% 7	68.00% 17	4.00% 1	0.00% 0	25	1



Were you able to get the prescribed reading?

Answered: 25 Skipped: 0



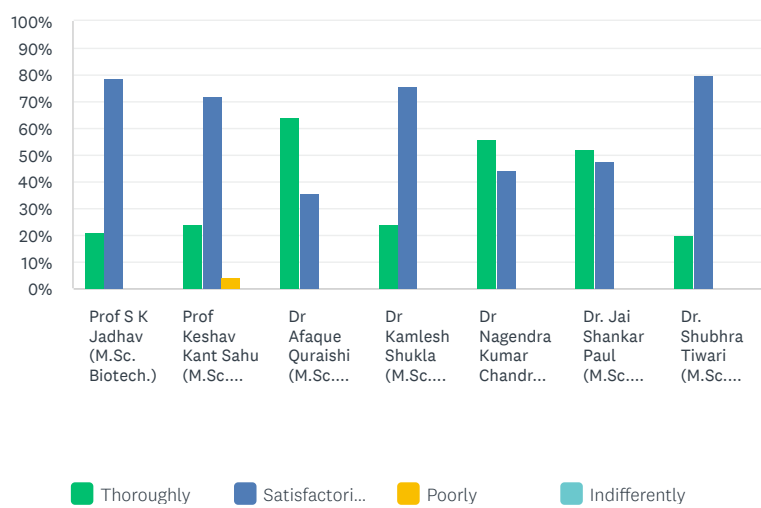
	EASILY	WITH DIFFICULTY	NOT AT ALL	WITH GREAT DIFFICULTY	TOTAL	WEIGHTED AVERAGE
Prof S K Jadhav (M.Sc. Biotech.)	80.00% 20	20.00% 5	0.00% 0	0.00% 0	25	1.20
Prof Keshav Kant Sahu (M.Sc. Biotech.)	60.00% 15	32.00% 8	8.00% 2	0.00% 0	25	1.48
Dr Afaque Quraishi (M.Sc. Biotech.)	84.00% 21	16.00% 4	0.00% 0	0.00% 0	25	1.16
Dr Kamlesh Shukla (M.Sc. Biotech.)	64.00% 16	36.00% 9	0.00% 0	0.00% 0	25	1.36
Dr Nagendra Kumar Chandrawanshi (M.Sc. Biotech.)	68.00% 17	32.00% 8	0.00% 0	0.00% 0	25	1.32
Dr. Jai Shankar Paul (M.Sc. Biotech.)	76.00% 19	24.00% 6	0.00% 0	0.00% 0	25	1.24
Dr. Shubhra Tiwari (M.Sc. Biotech.)	68.00% 17	32.00% 8	0.00% 0	0.00% 0	25	1.32

Q4

Customize Save as

How well did the teacher prepare for class?

Answered: 25 Skipped: 0



	THOROUGHLY	SATISFACTORILY	POORLY	INDIFFERENTLY
Prof S K Jadhav	20.83%	79.17%	0.00%	0.00%

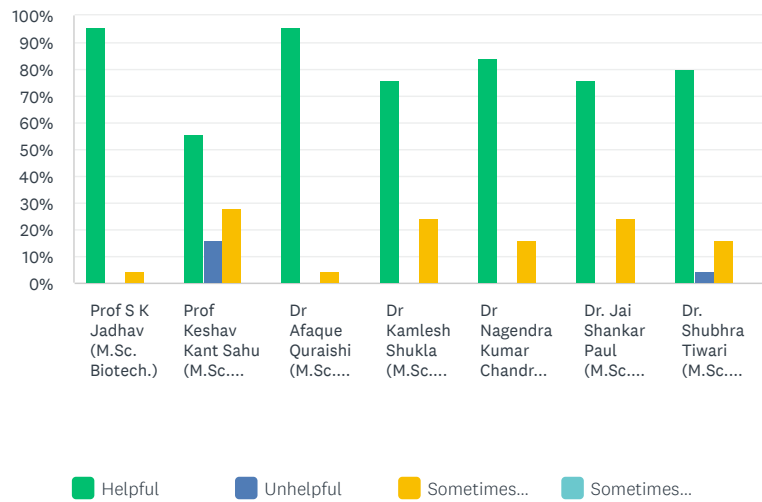
	THOROUGHLY	SATISFACTORILY	POORLY	INDIFFERENTLY	TOTAL
(M.Sc. Biotech.)	5	19	0	0	24
▼ Prof Keshav Kant Sahu (M.Sc. Biotech.)	24.00% 6	72.00% 18	4.00% 1	0.00% 0	25
▼ Dr Afaque Quraishi (M.Sc. Biotech.)	64.00% 16	36.00% 9	0.00% 0	0.00% 0	25
▼ Dr Kamlesh Shukla (M.Sc. Biotech.)	24.00% 6	76.00% 19	0.00% 0	0.00% 0	25
▼ Dr Nagendra Kumar Chandrawanshi (M.Sc. Biotech.)	56.00% 14	44.00% 11	0.00% 0	0.00% 0	25
▼ Dr. Jai Shankar Paul (M.Sc. Biotech.)	52.00% 13	48.00% 12	0.00% 0	0.00% 0	25
▼ Dr. Shubhra Tiwari (M.Sc. Biotech.)	20.00% 5	80.00% 20	0.00% 0	0.00% 0	25

Q5

Customize Save as ▼

How helpful was the teacher in advising?

Answered: 25 Skipped: 0

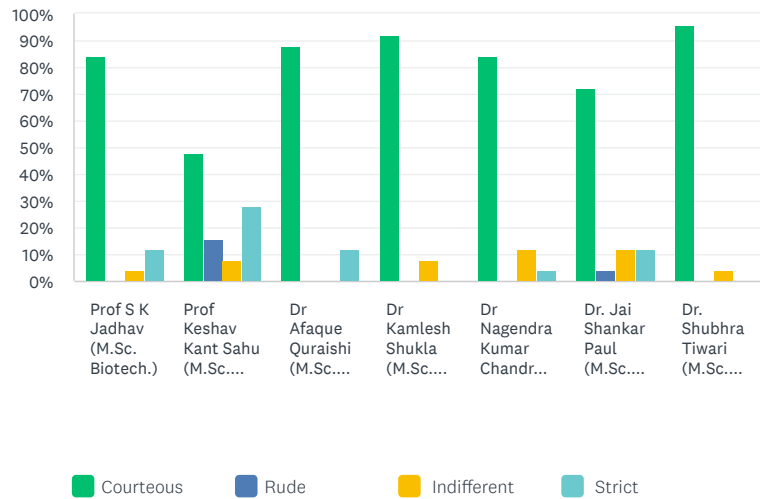


	HELPFUL	UNHELPFUL	SOMETIMES HELPFUL	SOMETIMES UNHELPFUL	TOTAL	WEIG AVER
▼ Prof S K Jadhav (M.Sc. Biotech.)	96.00% 24	0.00% 0	4.00% 1	0.00% 0	25	
▼ Prof Keshav Kant Sahu (M.Sc. Biotech.)	56.00% 14	16.00% 4	28.00% 7	0.00% 0	25	
▼ Dr Afaque Quraishi (M.Sc. Biotech.)	96.00% 24	0.00% 0	4.00% 1	0.00% 0	25	
▼ Dr Kamlesh Shukla (M.Sc. Biotech.)	76.00% 19	0.00% 0	24.00% 6	0.00% 0	25	
▼ Dr Nagendra Kumar Chandrawanshi (M.Sc. Biotech.)	84.00% 21	0.00% 0	16.00% 4	0.00% 0	25	
▼ Dr. Jai Shankar Paul (M.Sc. Biotech.)	76.00% 19	0.00% 0	24.00% 6	0.00% 0	25	
▼ Dr. Shubhra Tiwari (M.Sc. Biotech.)	80.00% 20	4.00% 1	16.00% 4	0.00% 0	25	



Was the teacher?

Answered: 25 Skipped: 0



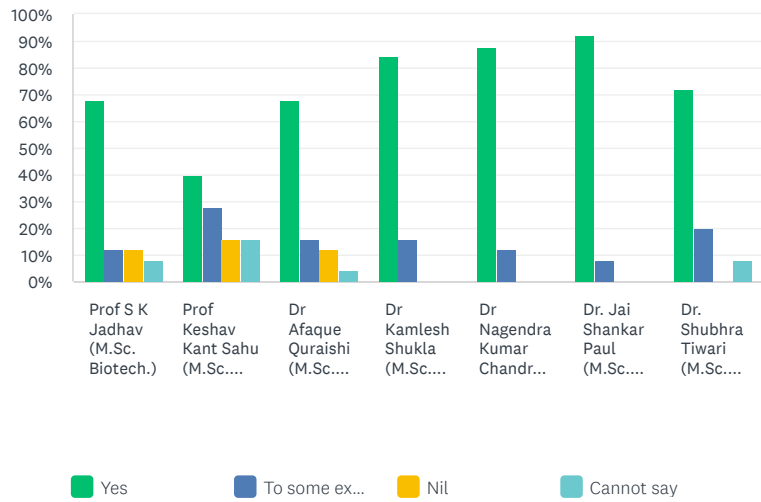
	COURTEOUS ▾	RUDE ▾	INDIFFERENT ▾	STRICT ▾	TOTAL ▾	WEIGHTED AVERAGE
▼ Prof S K Jadhav (M.Sc. Biotech.)	84.00% 21	0.00% 0	4.00% 1	12.00% 3	25	1.44
▼ Prof Keshav Kant Sahu (M.Sc. Biotech.)	48.00% 12	16.00% 4	8.00% 2	28.00% 7	25	2.16
▼ Dr Afaque Quraishi (M.Sc. Biotech.)	88.00% 22	0.00% 0	0.00% 0	12.00% 3	25	1.36
▼ Dr Kamlesh Shukla (M.Sc. Biotech.)	92.00% 23	0.00% 0	8.00% 2	0.00% 0	25	1.16
▼ Dr Nagendra Kumar Chandrawanshi (M.Sc. Biotech.)	84.00% 21	0.00% 0	12.00% 3	4.00% 1	25	1.36
▼ Dr. Jai Shankar Paul (M.Sc. Biotech.)	72.00% 18	4.00% 1	12.00% 3	12.00% 3	25	1.64
▼ Dr. Shubhra Tiwari (M.Sc. Biotech.)	96.00% 24	0.00% 0	4.00% 1	0.00% 0	25	1.08



Was there any opportunity for personal interaction with teacher?

Answered: 25 Skipped: 0





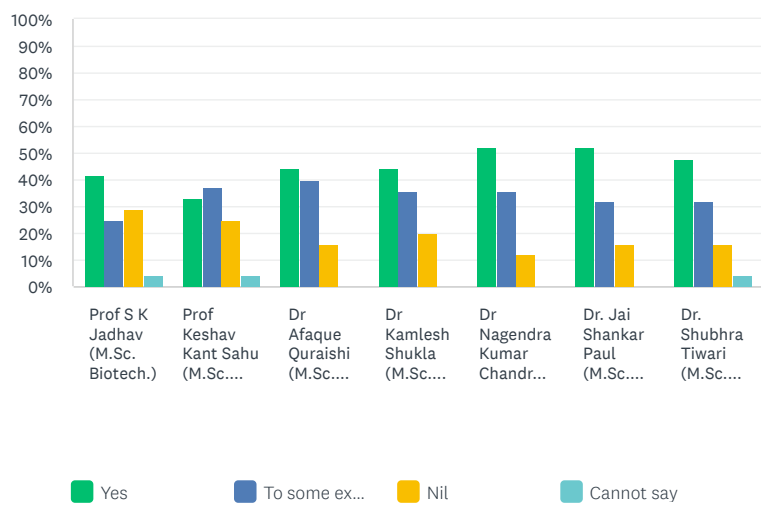
	YES	TO SOME EXTERNAL	NIL	CANNOT SAY	TOTAL	WEIGHTED AVERAGE
Prof S K Jadhav (M.Sc. Biotech.)	68.00% 17	12.00% 3	12.00% 3	8.00% 2	25	1.60
Prof Keshav Kant Sahu (M.Sc. Biotech.)	40.00% 10	28.00% 7	16.00% 4	16.00% 4	25	2.08
Dr Afaque Quraishi (M.Sc. Biotech.)	68.00% 17	16.00% 4	12.00% 3	4.00% 1	25	1.52
Dr Kamlesh Shukla (M.Sc. Biotech.)	84.00% 21	16.00% 4	0.00% 0	0.00% 0	25	1.16
Dr Nagendra Kumar Chandrawanshi (M.Sc. Biotech.)	88.00% 22	12.00% 3	0.00% 0	0.00% 0	25	1.12
Dr. Jai Shankar Paul (M.Sc. Biotech.)	92.00% 23	8.00% 2	0.00% 0	0.00% 0	25	1.08
Dr. Shubhra Tiwari (M.Sc. Biotech.)	72.00% 18	20.00% 5	0.00% 0	8.00% 2	25	1.44

Q8

Customize
 Save as

Was there any opportunity for small group work?

Answered: 25 Skipped: 0



	YES	TO SOME EXTERNAL	NIL	CANNOT SAY	TOTAL	WEIGHTED AVERAGE
Prof S K Jadhav (M.Sc. Biotech.)	41.67% 10	25.00% 6	29.17% 7	4.17% 1	24	1.96

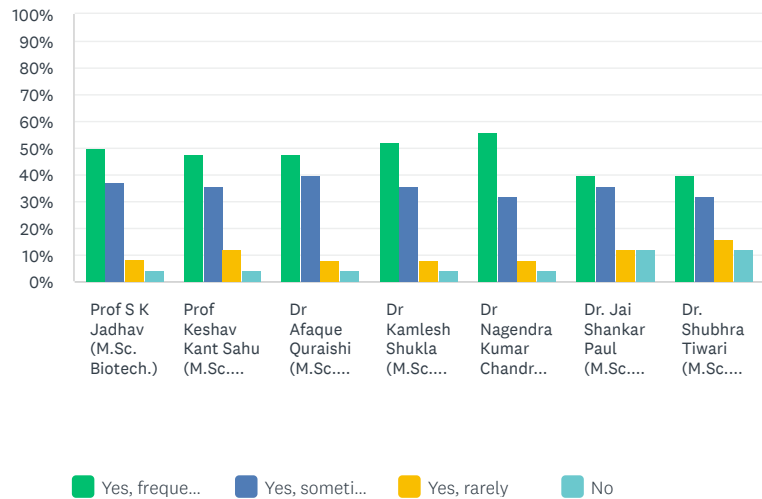
	YES	TO SOME EXTERNAL	NIL	CANNOT SAY	TOTAL	WEIGHTED AVERAGE
Prof Keshav Kant Sahu (M.Sc. Biotech.)	33.33% 8	37.50% 9	25.00% 6	4.17% 1	24	2.00
Dr Afaque Quraishi (M.Sc. Biotech.)	44.00% 11	40.00% 10	16.00% 4	0.00% 0	25	1.72
Dr Kamlesh Shukla (M.Sc. Biotech.)	44.00% 11	36.00% 9	20.00% 5	0.00% 0	25	1.76
Dr Nagendra Kumar Chandrawanshi (M.Sc. Biotech.)	52.00% 13	36.00% 9	12.00% 3	0.00% 0	25	1.60
Dr. Jai Shankar Paul (M.Sc. Biotech.)	52.00% 13	32.00% 8	16.00% 4	0.00% 0	25	1.64
Dr. Shubhra Tiwari (M.Sc. Biotech.)	48.00% 12	32.00% 8	16.00% 4	4.00% 1	25	1.76

Q9

Customize Save as

Were outside experts invited to address you?

Answered: 25 Skipped: 0

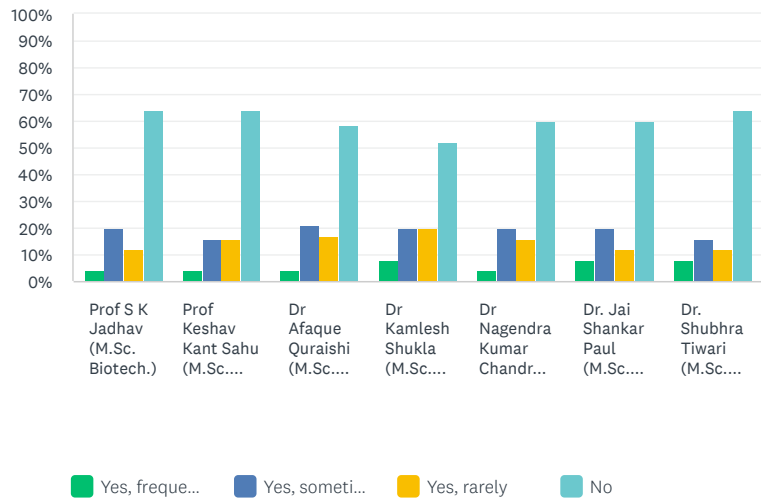


	YES, FREQUENTLY	YES, SOMETIMES	YES, RARELY	NO	TOTAL	WEIGHTED AVERAGE
Prof S K Jadhav (M.Sc. Biotech.)	50.00% 12	37.50% 9	8.33% 2	4.17% 1	24	1.67
Prof Keshav Kant Sahu (M.Sc. Biotech.)	48.00% 12	36.00% 9	12.00% 3	4.00% 1	25	1.72
Dr Afaque Quraishi (M.Sc. Biotech.)	48.00% 12	40.00% 10	8.00% 2	4.00% 1	25	1.68
Dr Kamlesh Shukla (M.Sc. Biotech.)	52.00% 13	36.00% 9	8.00% 2	4.00% 1	25	1.64
Dr Nagendra Kumar Chandrawanshi (M.Sc. Biotech.)	56.00% 14	32.00% 8	8.00% 2	4.00% 1	25	1.60
Dr. Jai Shankar Paul (M.Sc. Biotech.)	40.00% 10	36.00% 9	12.00% 3	12.00% 3	25	1.96
Dr. Shubhra Tiwari (M.Sc. Biotech.)	40.00% 10	32.00% 8	16.00% 4	12.00% 3	25	2.00



Did you visit industries, laboratories, and banks located outside the university?

Answered: 25 Skipped: 0



	YES, FREQUENTLY	YES, SOMETIMES	YES, RARELY	NO	TOTAL	WEIGHTED AVERAGE
Prof S K Jadhav (M.Sc. Biotech.)	4.00% 1	20.00% 5	12.00% 3	64.00% 16	25	3.3
Prof Keshav Kant Sahu (M.Sc. Biotech.)	4.00% 1	16.00% 4	16.00% 4	64.00% 16	25	3.4
Dr Afaque Quraishi (M.Sc. Biotech.)	4.17% 1	20.83% 5	16.67% 4	58.33% 14	24	3.2
Dr Kamlesh Shukla (M.Sc. Biotech.)	8.00% 2	20.00% 5	20.00% 5	52.00% 13	25	3.1
Dr Nagendra Kumar Chandrawanshi (M.Sc. Biotech.)	4.00% 1	20.00% 5	16.00% 4	60.00% 15	25	3.3
Dr. Jai Shankar Paul (M.Sc. Biotech.)	8.00% 2	20.00% 5	12.00% 3	60.00% 15	25	3.2
Dr. Shubhra Tiwari (M.Sc. Biotech.)	8.00% 2	16.00% 4	12.00% 3	64.00% 16	25	3.3



RULES

+ FILTER + COMPARE + SHOW

No rules applied

Rules allow you to **FILTER**, **COMPARE** and **SHOW** results to see trends and patterns.

[Learn more »](#)

RESPONDENTS: 20 of 20

Page 1:

Q1

Save as

Address

Answered: 20 Skipped: 0

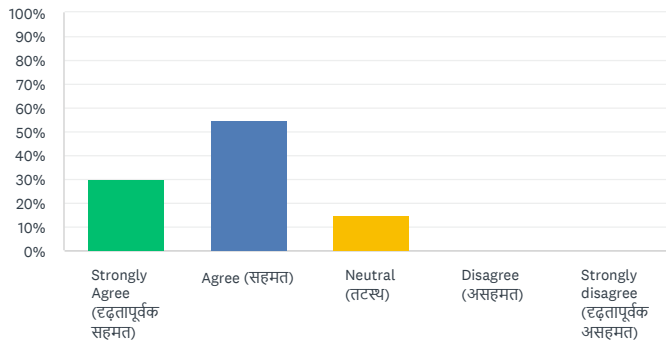
ANSWER CHOICES	RESPONSES
Name (नाम) :	Responses 100.00% 20
Gender (लिंग) :	Responses 100.00% 20
Age (उम्र) :	Responses 100.00% 20
Name of the Student (छात्र/छात्रा का नाम):	Responses 100.00% 20
Occupation (व्यवसाय):	Responses 100.00% 20
Address (पता):	Responses 100.00% 20
Year Passed Out:	Responses 0.00% 0
Contact address:	Responses 0.00% 0
Email Address	Responses 0.00% 0
Phone or Mobile Number (फोन या मोबाइल नंबर):	Responses 95.00% 19

Q2

Customize Save as

Getting admission to the University for my ward is a matter of pride for me. (मेरे बेटे/बेटी के लिए विश्वविद्यालय में प्रवेश मिलना मेरे लिए गर्व की बात है।)

Answered: 20 Skipped: 0



ANSWER CHOICES	RESPONSES
Strongly Agree (दृढ़तापूर्वक सहमत)	30.00% 6
Agree (सहमत)	55.00% 11
Neutral (तटस्थ)	15.00% 3
Disagree (असहमत)	0.00% 0
Strongly disagree (दृढ़तापूर्वक असहमत)	0.00% 0
TOTAL	20

Q3

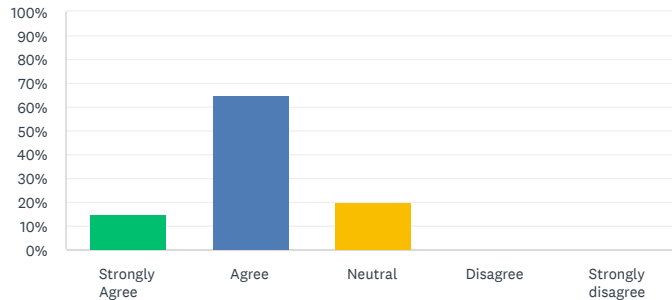


Customize

Save as ▾

The admission process in the University is fair and accurate and the University Employees are cooperative. (विश्वविद्यालय में प्रवेश प्रक्रिया निष्पक्ष और सटीक है और विश्वविद्यालय के कर्मचारी सहयोगी हैं।)

Answered: 20 Skipped: 0



ANSWER CHOICES	RESPONSES
Strongly Agree	15.00% 3
Agree	65.00% 13
Neutral	20.00% 4
Disagree	0.00% 0
Strongly disagree	0.00% 0
TOTAL	20

Q4

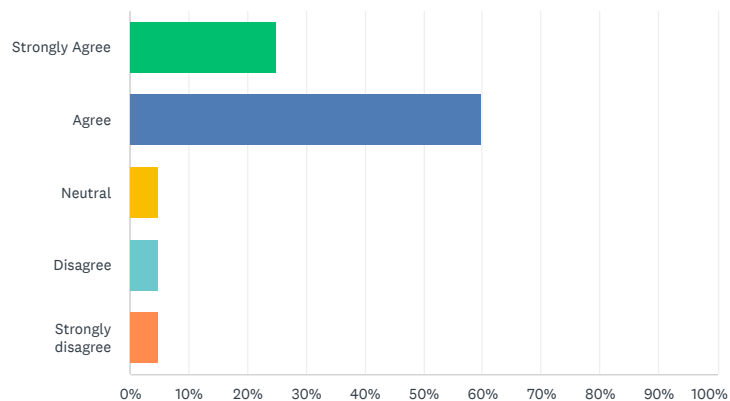


Customize

Save as ▾

My ward is improving his knowledge base through interaction with professors of the University. (मेरा बच्चा विश्वविद्यालय के प्रोफेसरों के साथ बातचीत के माध्यम से अपने ज्ञान के आधार में सुधार कर रहा है।)

Answered: 20 Skipped: 0



ANSWER CHOICES	RESPONSES
Strongly Agree	25.00% 5
Agree	60.00% 12
Neutral	5.00% 1
Disagree	5.00% 1
Strongly disagree	5.00% 1
TOTAL	20

Q5

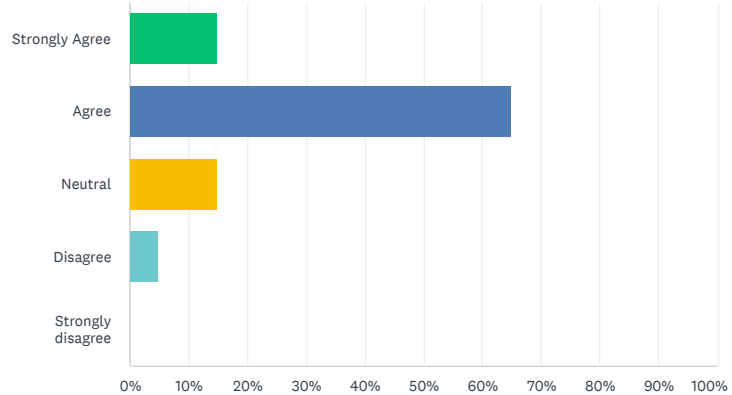


Customize

Save as ▾

The discipline in the University is good. and also The atmosphere in the University is conducive for learning. (विश्वविद्यालय में अनुशासन अच्छा है; साथ ही विश्वविद्यालय का माहौल सीखने के लिए अनुकूल है।)

Answered: 20 Skipped: 0



ANSWER CHOICES	RESPONSES
Strongly Agree	15.00% 3
Agree	65.00% 13
Neutral	15.00% 3
Disagree	5.00% 1
Strongly disagree	0.00% 0
TOTAL	20

Q6

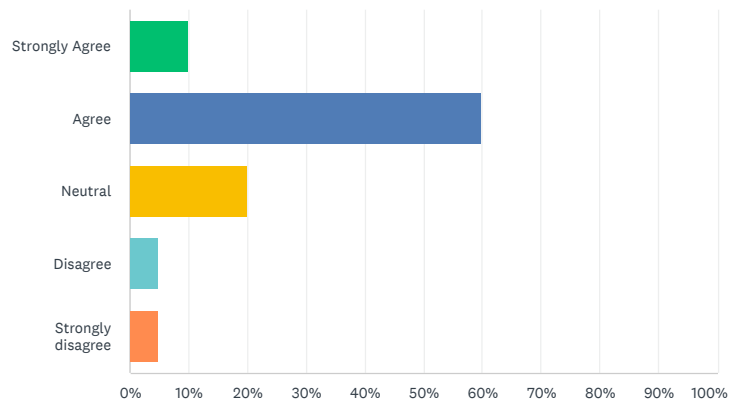


Customize

Save as ▾

There is a positive change in the behavior of my ward after joining the University. (विश्वविद्यालय में प्रवेश लेने के बाद मेरे बच्चे के व्यवहार में सकारात्मक परिवर्तन आया है।)

Answered: 20 Skipped: 0



ANSWER CHOICES	RESPONSES
Strongly Agree	10.00%
TOTAL	20

ANSWER CHOICES	RESPONSES	
Agree	60.00%	12
Neutral	20.00%	4
Disagree	5.00%	1
Strongly disagree	5.00%	1
TOTAL		20

Q7

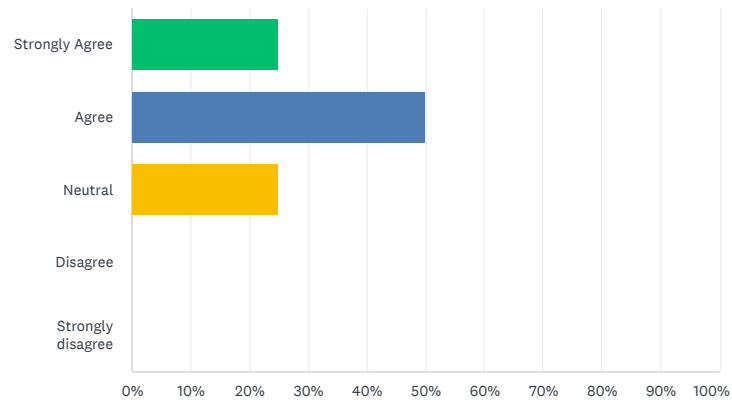


Customize

Save as

I have great respect for Pt. Ravishankar Shukla University. and Pt. Ravishankar Shukla University is one of the best Universities in CG.(मैं पं रविशंकर शुक्ल विश्वविद्यालय का बहुत सम्मान करता हूं। और पं. रविशंकर शुक्ल विश्वविद्यालय छत्तीसगढ़ के सर्वश्रेष्ठ विश्वविद्यालयों में से एक है।)

Answered: 20 Skipped: 0



ANSWER CHOICES	RESPONSES	
Strongly Agree	25.00%	5
Agree	50.00%	10
Neutral	25.00%	5
Disagree	0.00%	0
Strongly disagree	0.00%	0
TOTAL		20

Q8



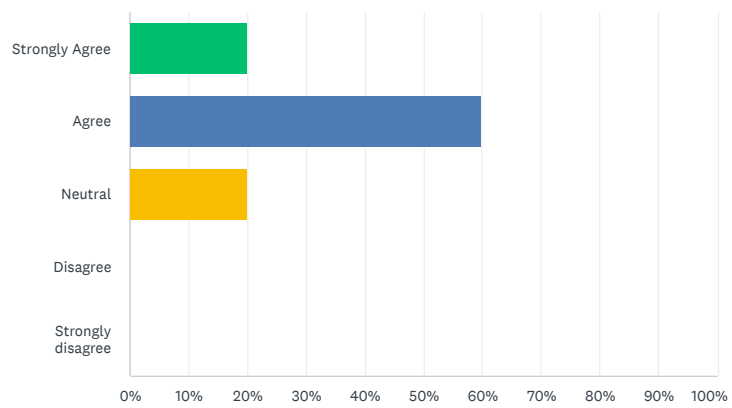
Customize

Save as

The University information is accessible to all and The curriculum of the course is well designed and promotes the learning experience of the students.(विश्वविद्यालय की जानकारी सभी के लिए सुलभ है और पाठ्यक्रम का पाठ्यक्रम अच्छी तरह से डिजाइन किया गया है और छात्रों के सीखने के अनुभव को बढ़ावा देता है।)

Answered: 20 Skipped: 0





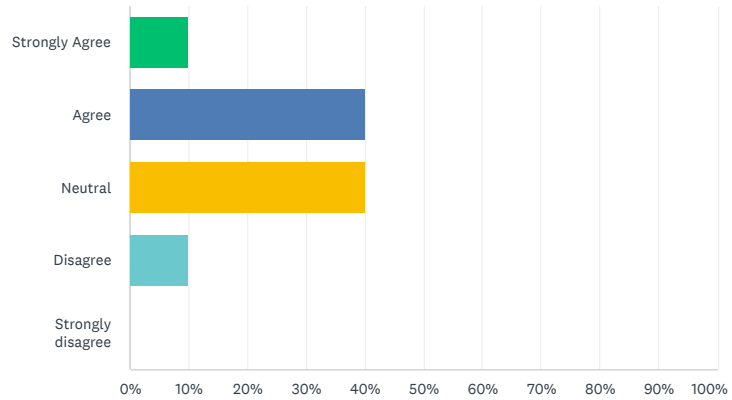
ANSWER CHOICES	RESPONSES	
Strongly Agree	20.00%	4
Agree	60.00%	12
Neutral	20.00%	4
Disagree	0.00%	0
Strongly disagree	0.00%	0
TOTAL		20

Q9

Customize Save as

Employability is given focus in the curriculum design, the curriculum incorporates recent changes in the area. (पाठ्यक्रम डिजाइन में रोजगार पर ध्यान दिया जाता है, और पाठ्यक्रम क्षेत्र में हाल के परिवर्तनों को शामिल करता है।)

Answered: 20 Skipped: 0



ANSWER CHOICES	RESPONSES	
Strongly Agree	10.00%	2
Agree	40.00%	8
Neutral	40.00%	8
Disagree	10.00%	2
Strongly disagree	0.00%	0
TOTAL		20

Q10

Save as

Suggestions for further improvement:(आगे सुधार के लिए सुझावः)



RESPONSES (12)

WORD CLOUD

TAGS (0)

Sentiments: OFF

Search Responses

Filter: by tag

Showing 12 responses

5/8/2024 04:03 PM

[View respondent's answers](#) [Add tags](#)

Bachho ko unke padhai k sath aur kaushal vikash me unka sahyog kiya jana chahiye

5/8/2024 03:55 PM

[View respondent's answers](#) [Add tags](#)

.

5/8/2024 03:07 PM

[View respondent's answers](#) [Add tags](#)

There must be a placement

5/8/2024 03:01 PM

[View respondent's answers](#) [Add tags](#)

Placement should be incorporated

5/8/2024 03:00 PM

[View respondent's answers](#) [Add tags](#)

ENGLISH



Feedback from Support Staff SoS in Biotechnology Pt. RSU, Raipur Session May-June 2024

0

SUMMARY → DESIGN SURVEY → COLLECT RESPONSES → **ANALYZE RESULTS** → PRESENT RESULTS

Question Summaries Insights and Data Trends Individual Responses

Rules Saved views Shared data Exports Insights

Add to dashboard Save as

RULES

+ FILTER + COMPARE + SHOW

No rules applied

Rules allow you to **FILTER**, **COMPARE** and **SHOW** results to see trends and patterns.

[Learn more »](#)

RESPONDENTS: 4 of 4

Page 1: Feedback from Support Staff

Q1

Save as

Address

Answered: 4 Skipped: 0

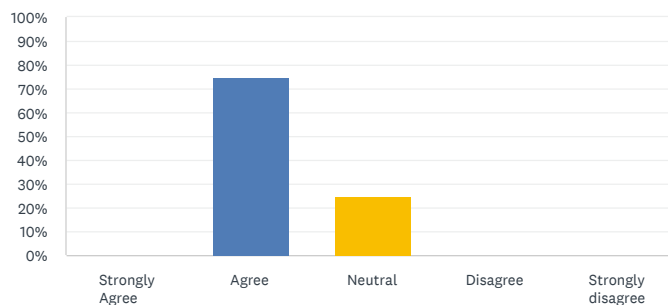
ANSWER CHOICES	RESPONSES
Name:	Responses 100.00% 4
Gender:	Responses 100.00% 4
Designation	Responses 100.00% 4
Experience (in Completed year) :	Responses 100.00% 4
Section/SoS:	Responses 100.00% 4
Address:	Responses 100.00% 4
Year Passed Out:	Responses 0.00% 0
Contact address:	Responses 0.00% 0
Email Address	Responses 0.00% 0
Phone Number	Responses 0.00% 0

Q2

Customize Save as

The procedures followed in the University are effective (विश्वविद्यालय में अपनाई जाने वाली प्रक्रियाएं प्रभावी हैं)

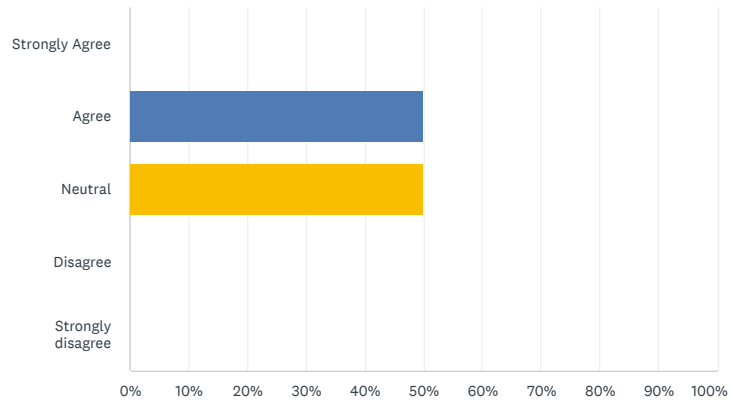
Answered: 4 Skipped: 0



ANSWER CHOICES	RESPONSES
Strongly Agree	0.00% 0
Agree	75.00% 3
Neutral	25.00% 1
Disagree	0.00% 0
Strongly disagree	0.00% 0
TOTAL	

The Work distribution is fair and The work load is reasonable. (कार्य वितरण उचित है और कार्यभार उचित है।)

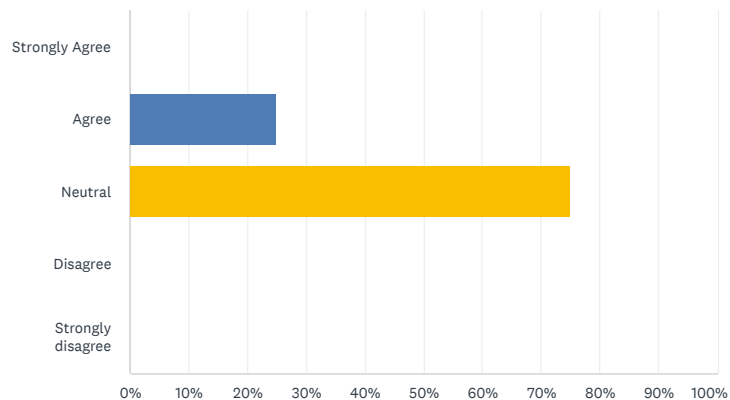
Answered: 4 Skipped: 0



ANSWER CHOICES	RESPONSES	
Strongly Agree	0.00%	0
Agree	50.00%	2
Neutral	50.00%	2
Disagree	0.00%	0
Strongly disagree	0.00%	0
TOTAL		4

The placement of the employees is as per the job requirements (कर्मचारियों की नियुक्ति नौकरी की आवश्यकताओं के अनुसार है)

Answered: 4 Skipped: 0



ANSWER CHOICES	RESPONSES	
Strongly Agree	0.00%	0
Agree	25.00%	1
Neutral	75.00%	3
Disagree	0.00%	0
Strongly disagree	0.00%	0
TOTAL		4

Q5

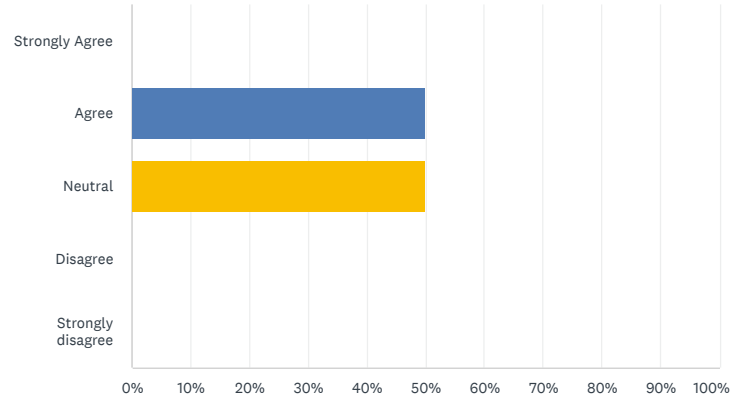


Customize

Save as ▼

The training programs organized at the Human Resource Development Center of the University are helpful (विश्वविद्यालय के मानव संसाधन विकास केंद्र में आयोजित प्रशिक्षण कार्यक्रम सहायक होते हैं)

Answered: 4 Skipped: 0



ANSWER CHOICES	RESPONSES	
Strongly Agree	0.00%	0
Agree	50.00%	2
Neutral	50.00%	2
Disagree	0.00%	0
Strongly disagree	0.00%	0
TOTAL		4

Q6

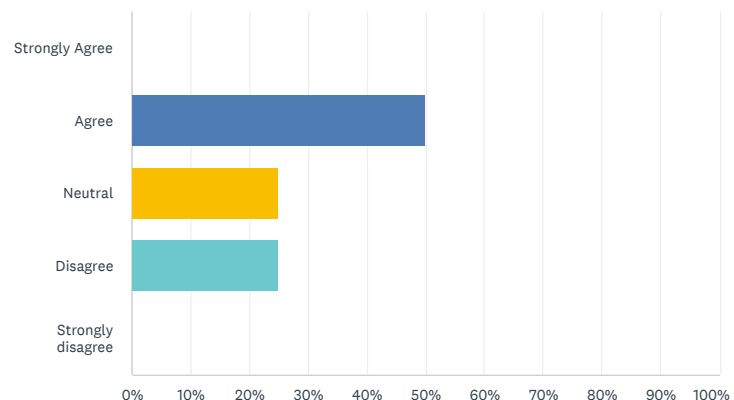


Customize

Save as ▼

The promotion policies of the University are encouraging and the infrastructure facilities are supporting the work environment (विश्वविद्यालय की पदोन्नति नीतियां उत्साहजनक हैं और बुनियादी सुविधाएं काम के माहौल का समर्थन कर रही हैं)

Answered: 4 Skipped: 0



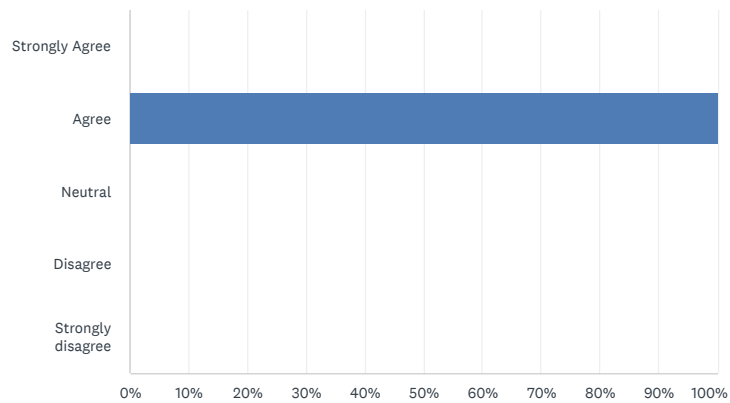
ANSWER CHOICES	RESPONSES	
Strongly Agree	0.00%	0
Agree	50.00%	2
Neutral	25.00%	1
Disagree	25.00%	1
Strongly disagree	0.00%	0
TOTAL		4

Q7

[Customize](#) [Save as](#)

The employees are having clear understanding of their roles and responsibilities, Also The superior-subordinate relationships are fine. (कर्मचारियों को उनकी भूमिकाओं और जिम्मेदारियों की स्पष्ट समझ हो रही है, साथ ही बेहतर-अधीनस्थ संबंध ठीक हैं।)

Answered: 4 Skipped: 0



ANSWER CHOICES	RESPONSES	
Strongly Agree	0.00%	0
Agree	100.00%	4
Neutral	0.00%	0
Disagree	0.00%	0
Strongly disagree	0.00%	0
TOTAL		4

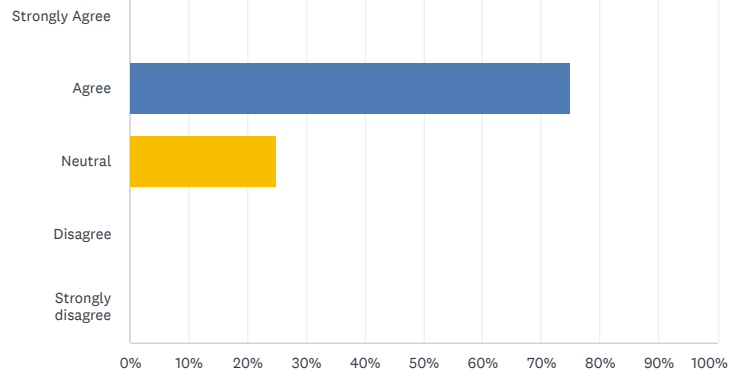
Q8

[Customize](#) [Save as](#)

The administration respects women employees and treats them well, and further The employees have the opportunity to contribute to process development. (प्रशासन महिला कर्मचारियों का सम्मान करता है और उनके साथ अच्छा व्यवहार करता है, और आगे कर्मचारियों को प्रक्रिया के विकास में योगदान करने का अवसर मिलता है।)

Answered: 4 Skipped: 0





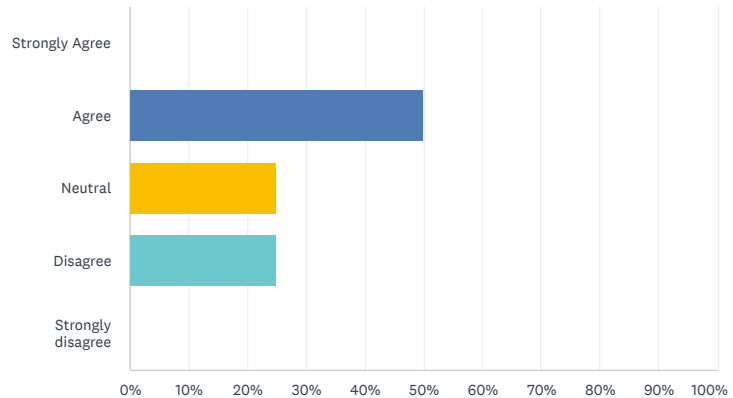
ANSWER CHOICES	RESPONSES
Strongly Agree	0.00% 0
Agree	75.00% 3
Neutral	25.00% 1
Disagree	0.00% 0
Strongly disagree	0.00% 0
TOTAL	4

Q9

Customize Save as

The employee grievances are settled fairly and also The University provides opportunities and support to the Staff and their family members. (कर्मचारियों की शिकायतों का निष्पक्ष रूप से निपटारा किया जाता है और विश्वविद्यालय कर्मचारियों और उनके परिवार के सदस्यों को अवसर और सहायता भी प्रदान करता है।)

Answered: 4 Skipped: 0



ANSWER CHOICES	RESPONSES
Strongly Agree	0.00% 0
Agree	50.00% 2
Neutral	25.00% 1
Disagree	25.00% 1
Strongly disagree	0.00% 0
TOTAL	4

Q10

Save

Suggestions for further improvement:(आगे सुधार के लिए सुझावः)

Answered: 2 Skipped: 2

RESPONSES (2)

WORD CLOUD

TAGS (0)

Sentiments: OFF

Search Responses

Filter: by tag

Showing 2 responses

My promotion is delayed by 11years kindly seriously take care of this matter and resolve this issue regarding promotion. Promotion should be given timely.

5/15/2024 04:17 PM

[View respondent's answers](#) [Add tags](#)

The provision for promotion exists even for forth class employees but not for RA, it is not applicable despite of having all the educational qualifications.This aspect should be considered.

5/8/2024 03:56 PM

[View respondent's answers](#) [Add tags](#)

ENGLISH

[About SurveyMonkey](#) • [Careers](#) • [Developers](#) • [Privacy Notice](#) • [California Privacy Notice](#) • [Email Opt-In](#) • [Help](#) • [Cookies Notice](#) • [Copyright © 1999-2024 SurveyMonkey](#) • [Customise](#)



RULES

[+ FILTER](#)[+ COMPARE](#)[+ SHOW](#)

No rules applied

Rules allow you to **FILTER**, **COMPARE** and **SHOW** results to see trends and patterns.

[Learn more »](#)

RESPONDENTS: 16 of 16

Page 1

Q1

[Save as](#)

Address

Answered: 16 Skipped: 0

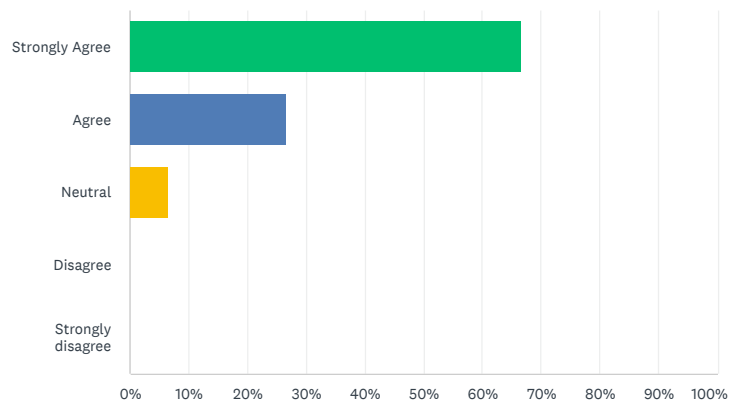
ANSWER CHOICES	RESPONSES
Name:	Responses 100.00% 16
Gender:	Responses 100.00% 16
Age:	Responses 93.75% 15
Current Occupation:	Responses 100.00% 16
Department attended:	Responses 100.00% 16
Year of Study:	Responses 100.00% 16
Year Passed Out:	Responses 100.00% 16
Contact address:	Responses 100.00% 16
Email Address	Responses 100.00% 16
Phone Number	Responses 100.00% 16

Q2

[Customize](#)[Save as](#)

I feel proud to be the student of Pandit Ravishankar Shukla University (PRSU).

Answered: 15 Skipped: 1



ANSWER CHOICES	RESPONSES
Strongly Agree	66.67% 10
Agree	26.67% 4
Neutral	6.67% 1
Disagree	0.00% 0
TOTAL	15

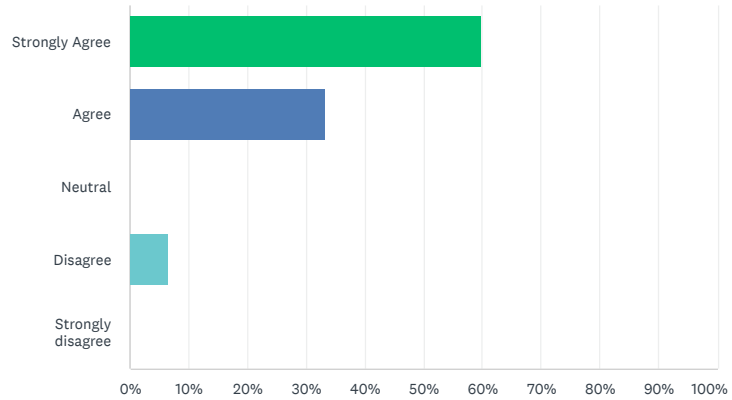
ANSWER CHOICES	RESPONSES
Strongly disagree	0.00%
TOTAL	15

Q3

Customize Save as

The learning I had in the University is useful in my career.

Answered: 15 Skipped: 1



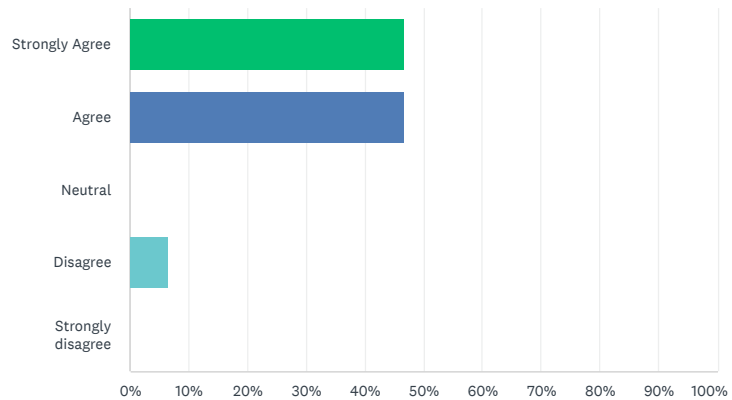
ANSWER CHOICES	RESPONSES
Strongly Agree	60.00%
Agree	33.33%
Neutral	0.00%
Disagree	6.67%
Strongly disagree	0.00%
TOTAL	15

Q4

Customize Save as

The developments in the University in recent years are appreciative.

Answered: 15 Skipped: 1



ANSWER CHOICES	RESPONSES
Strongly Agree	46.67%
Agree	46.67%
Neutral	0.00%
TOTAL	15

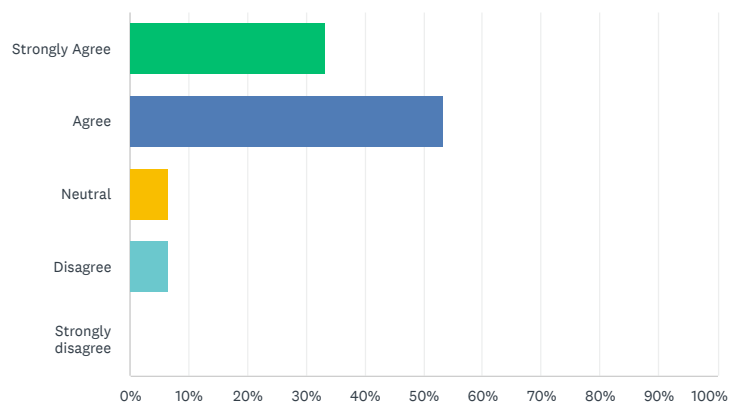
ANSWER CHOICES	RESPONSES	
Disagree	6.67%	1
Strongly disagree	0.00%	0
TOTAL		15

Q5

Customize Save as

The new courses introduced meet contemporary requirements.

Answered: 15 Skipped: 1



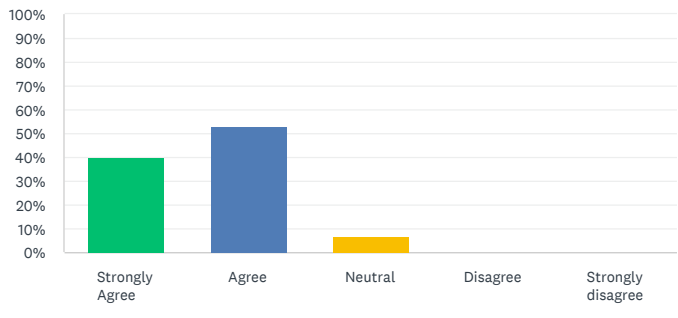
ANSWER CHOICES	RESPONSES	
Strongly Agree	33.33%	5
Agree	53.33%	8
Neutral	6.67%	1
Disagree	6.67%	1
Strongly disagree	0.00%	0
TOTAL		15

Q6

Customize Save as

PRSU is involving alumni in its activities.

Answered: 15 Skipped: 1



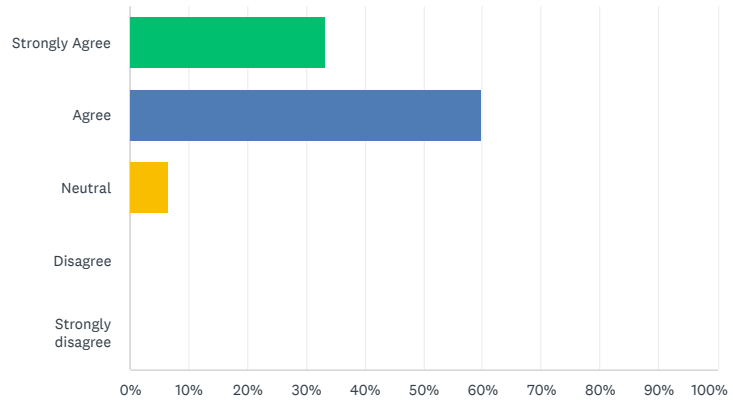
ANSWER CHOICES	RESPONSES	
Strongly Agree	40.00%	6
Agree	53.33%	8
Neutral	6.67%	1
Disagree	0.00%	0
Strongly disagree	0.00%	0
TOTAL		15

Q7

Customize Save as

The alumni have a role to play in academically strengthening the University further.

Answered: 15 Skipped: 1



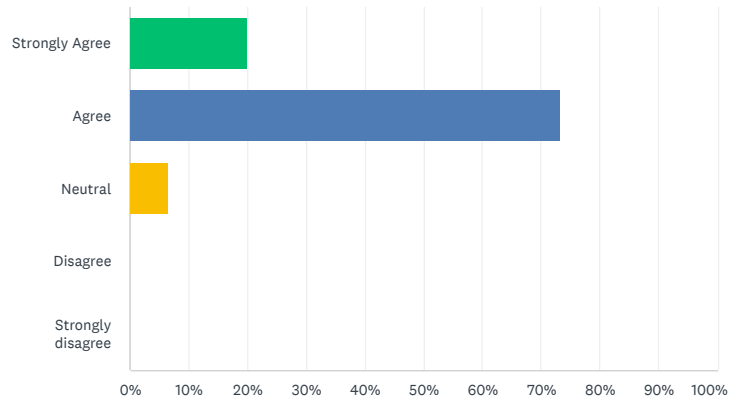
ANSWER CHOICES	RESPONSES
Strongly Agree	33.33% 5
Agree	60.00% 9
Neutral	6.67% 1
Disagree	0.00% 0
Strongly disagree	0.00% 0
TOTAL	15

Q8

Customize Save as

The alumni have a role to play in financially strengthening the University.

Answered: 15 Skipped: 1



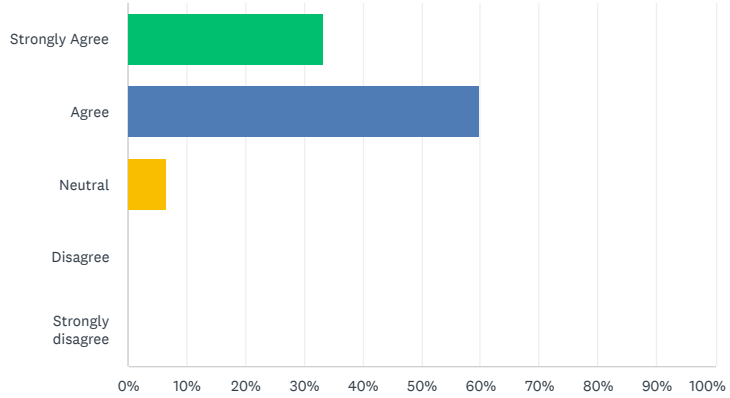
ANSWER CHOICES	RESPONSES
Strongly Agree	20.00% 3
Agree	73.33% 11
Neutral	6.67% 1
Disagree	0.00% 0
Strongly disagree	0.00% 0
TOTAL	15

Q9

Customize Save as

Formation of Department wise alumni associations is a step in the right direction and also The Department/ PRSU administration should take initiative to efficiently enroll and strengthen the alumni association.

Answered: 15 Skipped: 1



ANSWER CHOICES	RESPONSES
Strongly Agree	33.33% 5
Agree	60.00% 9
Neutral	6.67% 1
Disagree	0.00% 0
Strongly disagree	0.00% 0
TOTAL	15

Q10

Save as

Suggestions for further improvement:

Answered: 7 Skipped: 9

RESPONSES (7)

WORD CLOUD

TAGS (0)

Sentiments: OFF

Search Responses

Filter: by tag

Showing 7 responses



Placement cell should be more active

6/24/2024 05:59 PM

[View respondent's answers](#) [Add tags](#) ▾

Intended to improve curriculum activities.

6/21/2024 11:09 PM

[View respondent's answers](#) [Add tags](#) ▾

Everything is good

6/21/2024 07:45 AM

[View respondent's answers](#) [Add tags](#) ▾

The alumni umbrella should be properly organize some events along with departmental alumni association.

6/20/2024 02:59 PM

[View respondent's answers](#) [Add tags](#) ▾

Date of Alumni Meet should be in between August - September is comfortable for working Alumni

ENGLISH ▾

[About SurveyMonkey](#) • [Careers](#) • [Developers](#) • [Privacy Notice](#) • [California Privacy Notice](#) • [Email Opt-In](#) • [Help](#) • [Cookies Notice](#) • [Copyright © 1999-2024 SurveyMonkey](#) • [Customise](#)

